

# 東アジア価値観国際比較調査

—— 「信頼感」の統計科学的解析 ——

2004年シンガポール調査報告書

吉野諒三 編集

2005年3月

統計数理研究所

〒106-8569 東京都港区南麻布4-6-7

# 東アジア価値観国際比較調査

—— 「信頼感」の統計科学的解析 ——

2004年シンガポール調査報告書

吉野諒三 編集

2005年 3月

統計数理研究所

〒106-8569 東京都港区南麻布 4-6-7

研究組織

研究代表者 吉野諒三 (統計数理研究所 領域統計研究系 助教授)

研究分担者 村上征勝 (同志社大学 文化情報学部 教授) (平成 16 年 4 月より)

馬場康維 (統計数理研究所 統計科学情報センター 教授)

林 文 (東洋英和女学院大学 人間科学部 教授)

山岡和枝 (厚生労働省 国立保健医療科学院 技術評価部 室長)

佐々木正道 (兵庫教育大学 教育学部 教授)

中尾啓子 (東京都立大学 人文学部 助教授)

鄭躍軍 (総合地球環境学研究所 研究部 助教授)

土屋隆裕 (統計数理研究所 調査実験解析研究系 助教授)

前田忠彦 (統計数理研究所 調査実験解析研究系 助教授)

星野崇宏 (統計数理研究所 領域統計研究系 助手)

松本 渉 (統計数理研究所 調査実験解析研究系 助手)

研究協力者 三好美浩 (統計数理研究所 研究機関研究員)

文部科学研究費補助金・基盤研究 A (2), No. 14252013 (2002~2005 年度)

## はしがき

本研究の主要な目的は、我々の標榜する「データの科学」という統計哲学の下で、日本を含む東アジア諸国の人々の意識構造を比較することである。この研究は歴史的には、統計数理研究所における1953年以来の「日本人の国民性」調査及び1971年以来の「意識の国際比較」調査の延長上にある。「日本人の国民性」は戦後民主主義の基盤としての官民の世論調査発展と緊密に結びつき、「意識の国際比較」は連鎖的方法論（Cultural Linkage Analysis, CLA）の確立につながった。そして、さらにこれは最近の我々の国際比較調査研究とともに、計量的文明論の確立を目指す研究の一環に位置づけられる。

今回は、文部科学省学術振興会・科学研究費補助金研究（基盤研究 A[2]No.14252013、代表 吉野諒三）として、東アジアの諸国の人々の価値観、特に「信頼感」に焦点を当てている。その背景と意義は、以下の通りである。

冷戦が終了し、世界情勢のダイナミックな変動があり、政治、経済、社会の伝統的枠組が大きく変わり、社会生活の基盤であった人々の信頼のあり方も大きな影響を受けている。伝統的な産業社会から高度情報化社会への遷移期にもあり、従来家庭、学校、職場での人間関係のあり方も崩壊しつつあり、新たな時代の流れが確立するまで混乱した社会が続くのであろう。

一方、政治経済の視点からは、欧州共同体や南北アメリカ圏のみならず、東アジア圏の再編成が唱えられている。東南アジアを含む東アジア圏は、欧州とは異なり、多様な文化、歴史を背景に持つ国々や地域の集合であり、政治にせよ経済にせよ、それらの統合は必ずしも容易ではないであろうが、現実にはASEAN等の協力関係が推進されつつある。実際、私が本調査研究の申請時に、タイトルとして「東アジア」という言葉を用いた際には、この言葉はまだ一般的ではなかった。しかし、今日では「東アジア共同体」の提唱など、既に実体を持った言葉となっている。

また、かつてMax Weberは「プロテスタンティズムと資本主義の精神」との関係性を論じた中で、儒教の影響がある中国などのアジアの国々に対しては資本主義の順調な発達に否定的な見解をのべていた。しかし、日本は明治維新以降、そして戦後に目覚ましい発展を見せてきた。その例外を説明するために、日本は儒学の影響はあったが、儒教が生活に入り込むことはなかったなどの議論がなされたこともあった。しかし、さらにその後のNICS, NIESなど台湾、韓国、東南アジアの国々の発展、そしてこの10年ほどの中国の目覚ましい発展は、特定の宗教や倫理と経済発展との関係を簡単に論じることは賢明ではないことを証明している。また、特に中国の過去数十年の急激な社会変化は、「社会体制と国民性（国民の意識構造）との相互関係」という社会学の主要テーマに対して、大きな示唆を与えるであろう。

我々はこういった世界の流れを適格に把握し、将来を見通すための実証的基礎情報を収集すべく、各国、各機関が様々な社会調査、国際比較調査を遂行している。例えば、世界

価値観調査（World Value Survey）は世界の 20～30 数カ国で共通質問項目を用いた国際比較調査データや時系列比較可能なデータを提供し、学術研究にも行政施策にも資するところが大きい。しかしながら、例えば、最近の中国調査の実情を詳細に調べてみると疑義が隠せない。国際比較調査では質問項目を各国の言語に適切に翻訳することが重要な手続きであるが、各国内の事情の差異を見過ごしたための誤訳が見受けられる。また統計的標本抽出調査の手続きの計画が、調査の現場でどこまで遵守されているのか、報告された回収率などを考えると疑義を持つ調査研究者は少なくない。

以上のような背景があり、我々は、アジアの調査はやはりアジアの人々により慎重に推進されるべきであるという認識に至った。我々は各国でどの程度統計学的に適正な標本抽出調査が遂行でき、また国際比較可能性が保てるかという課題を自ら実証的に検討することを主眼にし、それを把握した上で東アジア諸国の人々の価値観や意識を比較分析する課題に取り組もうとしているものである。

本レポートでは、上述した調査計画のうち、2004 年冬（平成 16 年度）に遂行されたシンガポール調査の概要を第一次報告としてまとめてある。調査質問票は、これまでの国際比較調査で用いられた項目やそれらの一部修正した項目、特に東アジア調査の「信頼感」調査のために作成した新项目などで構成されている（5c.項目の履歴を参照）。詳細なデータ解析は、避けられない各国・各地域の言語の差異、調査方法の差異などを考慮し、単純に回答分布の皮相な数学の大小比較ではなく、今後収集されていく他の関連諸国・地域の調査データとともに、慎重に時間をかけて安定したパターン構造を浮かび上がらせるような分析がなされて行くべきである。

（文責 吉野諒三）

## 謝辞

今回の東アジア価値観国際比較調査も、これまでの一連の調査研究の延長上にあり、これらの研究は、直接にせよ間接にせよ、日本学術振興会や文部科学省研究振興局学術研究助成課、機関課、情報課、トヨタ財団、日本財団（笹川財団）をはじめ、官民の多くの方々や団体の御援助を得て遂行されたものであり、深く感謝いたします。

また、各地での標本調査では北京の中国人民大学・調査センター長の趙彦云教授、上海の浙江林学院副院長の周国模教授、香港城市大学管理科学系長の蘆興普教授、台湾の輔仁大学の謝邦昌教授、韓国統計局の朴承根氏の皆様に御協力をいただきました。

さらに、本報告書の作成の作業は吉野と三好美浩を中心に進め、星野崇宏、松本渉、河原弘子、山本綾子、田中蘭、瀬尾史恵、大河雅奈の皆様にもお手伝いいただきました。皆様に感謝いたします。

## 参考文献

- 林知己夫 (2001). データの科学. 朝倉書店
- 林知己夫, 鈴木達三, 吉野諒三他 (1998). 国民性七か国比較. 出光書店
- 林知己夫他 (1992). 第五 日本人の国民性. 出光書店
- 林知己夫編 (2002). 社会調査ハンドブック. 朝倉書店
- 吉野諒三 (2001). 心を測る — 個と集団の意識の科学 —. 朝倉書店.
- Inkeles, A. (1997). National character. Transaction Publishers: New Brunswick.  
(吉野諒三 (2003) 訳「国民性論 — 精神社会的展望 —」出光書店)
- Yoshino, R. & Hayashi, C. (2002). An overview of cultural link analysis of national character. Behaviormetrika. Vol.29 No.2, pp.125-141.
- Yoshino, R. (2002). A time to trust – a study on peoples' sense of trust from a viewpoint of cross-national and longitudinal study on national character -. Behaviormetrika. Vol.29 No.2, pp.231-260.
- 吉野諒三. 「信の崩壊」…世論調査方法論の今日の課題. 行動計量学.  
展望「21世紀の行動計量学」 第29巻第1号, pp.45-54. (2003).
- 吉野諒三、鄭躍軍、朴承根. 「東アジア諸国の人々の日本語観.」 行動計量学, 第30巻第1号 (通巻58号), pp.311-52. (2003).
- 吉野諒三. 「信頼の時代」. Eco-Forum, Vol.22, No.1,  
特集号「ソーシャル・キャピタル Part II」, pp.42-51. 統計研究会.
- 吉野諒三. 科学的「世論」調査法の価値. 市場調査, No.259, pp.4-13.

## 信頼感の尺度について

今回の調査の主テーマである「信頼感」に特に直接関連する項目は、以下の通りである。

1. Q26, Q27, Q28 … GSS (米国一般社会調査 General Social Survey) より
2. Q41 … WVS (世界価値観調査 World Value Survey) より一部追加
3. Q34, Q35, Q36 (契約、法律) … 「日本人の法意識」 (出光書店、日本文化会議編、1973) より
4. Q40 (手術と親友) … 新問
5. Q53 (手術と恩人、親) … 新問
6. Q55 (強盗と恩人) … 新問

但し、単純に皮相的な数値の大小比較の分析にとどまらず、その他の多くの項目や精度も勘案し、多次元データ解析の中で、人々の信頼感のあり方を浮きぼりにするような分析が肝要である。特に、一見直接には信頼感と関係なさそうな項目も国際比較の中や、他項目との相対的連関の中で、人々の信頼のあり方を浮び上がらせる可能性を留意すべきであろう。

目次	ページ
1. 研究計画調書、交付申請書、実績報告書等	・・・ 1
2. シンガポール調査の標本抽出の詳細	・・・ 7
3. 単純集計国際比較表（日本・北京・上海・香港・台湾・韓国・シンガポール）	・・・ 39
4. シンガポール調査の性別・年齢層別・民族別の単純集計表（項目毎）	・・・ 65
5. 自由回答データの個別回答	・・・ 167
6. 調査票	
a. シンガポール調査原票および提示カード （英・中国語版、英・マレー語版、英・タミル語版）	・・・ 208
b. 項目の出典履歴	・・・ 322

（注釈）過去の日欧米7か国調査（1987－1993）については統計数理研究所・研究レポート71、72、73、76、77、78、79、80、81、82及び「国民性七か国比較」（出光書店、1998）、ブラジル日系人調査（1992）については研究レポート74、アメリカ西海岸日系人調査（1988）は研究レポート84、さらにハワイ日系人調査の時系列比較（1971、1978、1983、1988、2001）については研究レポート33、47、63、64、70、86を参照のこと。

対応する質問項目の表現が異なる場合があるので、回答分布を国際比較する際に特に注意が必要である。6 b. 「項目の出展履歴」を参照。

なお、東アジア価値観調査の日本調査は研究レポート No.91、中国調査は「2002年度中国[北京・上海・香港]調査報告書」として発刊、更に韓国、シンガポール等については、順次、本研究報告書のシリーズとして発刊する予定である。

## Content

	Page
1. The Objective of this survey	. . . 1
2. On Sampling and Valid Questionnaire Returns	. . . 7
3. Cross-National Tabulation (Japan, Beijing, Shanghai, Hong Kong, Taiwan, South Korea, Singapore)	. . . 39
4. Cross-Tabulation with respect to Sex, Age & Race	. . . 65
5. Data of Open-ended questions	. . . 167
6. Questionnaire	
a. Questionnaire of Singapore Survey 2004 Fall-Winter.	. . . 208
b. History of items.	. . . 322

(Note.) See ISM Research Report 71, 72, 73, 76, 77, 78, 79, 80, 81 & 82 and "Comparative Study of Seven Nations" (1998, Hayashi, Suzuki & Yoshino, et al.) for the seven nation survey: Japan, USA, FRG, France, Britain, Italy & the Netherlands. See ISM Research Report 74 for the survey of Japanese immigrants in Brazil. See ISM Research Report 33,47,63,64,70 & 86 for the survey of Hawaii residents with Japanese ancestry (1971, 1978, 1983, 1988 & 2001).

In the study on the distributions of items for cross-national comparison, we need to be careful about slight differences of wordings of items: some items are totally the same as the ones we used in the previous surveys but some others may involve slight modifications. See 6b. History of items.

The reports of Japan survey in 2002 and China survey (Beijing, Shanghai, Hong-Kong) in 2003 were published as the Research Report No.91 of ISM and China survey report. We will publish the reports of surveys in the East-Asian Countries (South Korea, Singapore, etc.) as a series of reports on our East Asia Value Survey.



1. 研究計画調書、交付申請書、実績報告書等

基盤A・B(海外)-1

平成14年度 基盤研究(A・B)研究計画調書(新規)

※機関番号	62603
-------	-------

注1. 別途平成14年度基盤研究(A・B)(海外)研究計画調書作成・記入要領(緑色)を参照してください。  
 注2. ※印の欄は研究機関において記入してください。

※整理番号	
-------	--

基盤研究	A B	研究	(1)	(2)	審査区分	海外		
審査希望部門	部	分科	細目			部・分科・細目番号	系	
	複合領域	統計科学				721	人・物 化・生	

研究代表者氏名	よしの りょうぞう 吉野 諒三 印	所属研究機関 ・ 部 局 ・ 職	統計数理研究所 領域統計研究系・助教授
---------	----------------------	---------------------	------------------------

研究課題	東アジア価値観国際比較調査 — 「信頼感」の統計科学的解析 —
------	---------------------------------

研究経費	年度	研究経費 (千円)	使用内訳 (千円)					
			設備備品費	消耗品費	国内旅費	外国旅費	謝金	その他
千円未満の端数は切り捨てる	平成14年度							
	平成15年度							
	平成16年度							
	平成17年度							
	総計							

研究組織 (研究代表者及び研究分担者) (研究分担者も、本研究計画に常時参加する者です。)

氏名(年齢)	所属研究機関・部局・職	現在の専門	学位	役割分担 (本年度の研究実施計画に対する分担事項)	平成14年度研究経費
吉野諒三	統計数理研究所・ 領域統計研究系・助教授	国際比較調査 ・ 数理心理学 計量文献学	PhD (心理学) 工学博士	総括、及び調査企画・ 実査監督・データ解析 調査企画・データ解析	
村上征勝	統計数理研究所・ 領域統計研究系・教授	行動計量学	理学博士	調査企画・データ解析	
馬場康維	統計数理研究所・統計 科学情報センター・センター長	行動計量学・ 社会調査	医学博士	調査企画・実査監督・ 社会心理学的的解析 調査企画・実査監督・ 医療文化人類学的解析	
林文	東洋英和女学院大学 人間科学部・教授	行動計量学 社会学	PhD (社会学)	社会学的データ解析	
山岡和枝	帝京大学・法学部・ 助教授	社会学	PhD (社会学)	計量心理学的データ解析	
佐々木正道	兵庫教育大学・教育 学部・教授	計量心理学・ 教育学	教育学博士	実査監督・統計科学的 データ解析	
中尾啓子	東京都立大学・人文学 部・助教授	環境統計学・ 社会調査	農学博士	計量心理学的データ解析	
土屋隆裕	統計数理研究所・ 調査実験解析系・助教授	社会学	PhD (社会学)	社会学的データ解析	
鄭躍軍	統計数理研究所・ 領域統計研究系・助手	計量心理学	文学修士	計量心理学的データ解析	
前田忠彦	統計数理研究所・ 調査実験解析系・助手				
海外共同研究者 Yuan Wei Sha Ben Chang Lai K. Chan	中国人民大学・副学長 輔仁大学統計学部・教授 香港城市大学統計学・部長	統計学 社会調査 統計学	理学博士 PhD(統計) PhD(統計)	中国調査企画・資料収集・監督 台湾調査企画・資料収集・監督 香港調査企画・資料収集・監督	

合計	10名 (うち他機関の分担者 4名)	研究経費合計(研究(1)のみ該当)	
----	--------------------	-------------------	--

基盤研究(A・B)	研究機関名	文部科学省統計数理研究所	研究代表者氏名	吉野 諒三
-----------	-------	--------------	---------	-------

**研究目的**

①科学研究費の交付を希望する期間内に何をどこまで明らかにしようとするのか、②当該分野におけるこの研究(計画)の学術的な特色及び予想される結果と意義、③国内外の関連する研究の中での当該研究の位置づけ について焦点を絞り、具体的かつ明確に記入してください。

- 1) 今回の科学研究費の交付希望期間内には、以下の a)、b)、c) に重点をおいて、研究を遂行する。
  - a) 文化の伝播変容を統計科学的に解明するために、東アジア諸国の人々の意識構造について統計科学的「標本抽出法」に則った面接調査を遂行する。
  - b) 特に、21 世紀における国際交流のなかで、東アジア諸国民の「信頼感」のあり方について焦点を当て、世界の政治・経済の平和的発展の一助となる基礎情報を与える分析を推進させる。
  - c) 収集した「東アジア諸国民の意識調査」の情報を中心に、既存の「意識の国際比較調査データ」等とともにデータ・ベースを作成し、コンピューター・ネットワーク等を利用して世界へ一般公開する。

**2) 研究の背景(特色、予想される結果と意義)**

統計数理研究所では、1953 年以来、「日本人の国民性」に関する意識調査を継続してきた。これは、戦後導入された標本抽出理論の実践的応用の確立を目指すものであり、また戦後の民主主義の発展を目的とした官民の調査機関による世論調査発展の基盤の一つとなった。これに関連して多くの実験調査や様々な統計分析の研究が生まれ、統計学における実証的データ解析の発展にも刺激を与えてきた。これは日本の独創であり、世界的にも海外の研究者達(Inglehart ら)が「世界価値観調査」など様々な調査を遂行するようになる契機を与えたのであった。

この研究は、国民性をより深い観点から考察する目的で、1971 年頃より海外の日系人調査を初めとして、「意識の国際比較調査」へと拡張されてきた。調査された国・地域のいくつかは言語や文化を共有しているために全体として比較研究の興味深い対象となり、「連鎖的比較の調査研究 (Cultural Link Analysis)」と呼ばれる方法論が発展し、蓄積されてきたデータは世界的にも貴重な資料として認められている。

21 世紀初頭の今日、世界秩序の再構成が進み、より大きな単位によって構成された国際社会が生まれつつある。この国際的潮流は、広義の民主主義の拡大として特徴づけられるであろうが、その成功には国家間、民族間の円滑な相互理解が重要である。しかし、現実には異なる文明圏の間での紛争が絶えず、今日の世界的武力緊張に至っている。各々の民族は長い歴史の中でそれぞれに必要な生活習慣、倫理、宗教、人間関係等、民族固有の文化を発展させてきた。この意味での文化が各国固有の政治・経済の基盤にある。各国の文化や国民性を各国が相互に深く理解することが、世界の平和的な政治・経済の発展を促進させる鍵となっている。

一方で、各国内部でも伝統的な社会システムが崩壊しつつあり、職場、家庭、教育現場における人間関係にも大きな変化が見られ、学級崩壊、家庭の崩壊、政治不信など、「信の崩壊」の時代となっている。しかし、これは産業革命初期と同様に過渡期の混乱であり、新たな社会の確立とともに新たな時代の信頼感が確立されるのであろう。そのための基礎情報として、現在の国内外の状況を適確に把握する必要がある。

日本が高齢化社会の中で労働人口が減少し、種々の社会問題を抱え、今日の世界経済での地位を保ち続けるのは困難となると予想されている。このために特に近隣諸国から外国人労働者の積極的受け入れ等を始めとして、国際交流がますます必然となろうが、これに伴い、日常生活の中でも異文化間摩擦が様々な形で現われて来るに違いない。この状況を生産的な形へ方向転換するために、異文化間理解、文化変容の研究がますます重要となってくる。この意味で、本研究で統計科学的に適正に収集された調査データが広く世界の人々に活用され、国内外での異文化間摩擦を回避し、世界の秩序の維持と発展の一助とすることの意義が了解されるであろう。また、調査データの一般公開により、世界の人文社会科学の研究者、統計学者の多様な実証的研究をも促進させることが期待されよう。

**3) 国内外の関連研究の中での本研究の位置づけ**

上記 2) のように、本研究は日本の独創の上であり、国外では Inglehart らの「世界価値観調査」や ミシガン大学の GSS (米国の一般社会調査) をはじめとする各国の様々な継続的国際比較調査研究に影響を与え、また国内では逆輸入の形で日本版 GSS が社会学者達によって開始されている。また NHK の ISSP (国際共同比較調査) 等のマスコミによる調査も、多様かつ広範に発展している。しかし、いずれにせよ過去半世紀の「日本人の国民性」及び「意識の国際比較」研究における統計的方法論を基準とした上で、各自の工夫によって調査が展開されてきたのである。また、本研究の先駆となる研究の成果は国内外の研究者、教育機関(教科書中の引用など)、行政、マスコミなどにより長年にわたり広く引用されてきた。

このような背景の中で、本研究は新たな世界秩序の一つの極となるであろう東アジア圏の諸国民の意識構造、特に「信頼感」のあり方についての情報を日本や他のアジアの研究者自らが的確に収集し、一般に提供することで、国内外で学術的にも行政的にも活用され得る成果が期待されよう。

基盤研究(A・B)	研究機関名	文部科学省統計数理研究所	研究代表者氏名	吉野 諒 三
-----------	-------	--------------	---------	--------

平成16年度科学研究費補助金実績報告書（研究実績報告書）

1. 機関番号 6 2 6 0 3                      2. 研究機関名 統計数理研究所
3. 研究種目名 基盤研究(A)(2)                      4. 研究期間 平成14年度～平成17年度
5. 課題番号 1 4 2 5 2 0 1 3
6. 研究課題名 東アジア価値観国際比較調査 --- 「信頼感」の統計科学的解析---

7. 研究代表者

研究者番号	研究代表者名	所属部局名	職名
6 0 2 2 0 7 1 1	ヨシノ リョウソウ 吉野 諒三	領域統計研究系	助教授

8. 研究分担者(所属機関名については、研究代表者の所属機関と異なる場合のみ記入すること。)

研究者番号	研究分担者名	所属研究機関名・部局名	職名
0 0 1 8 0 9 7 7	ハンバ 林, 文	東洋英和女学院大学・人間科学部	教授
5 0 0 9 1 0 3 8	ヤマカ カズエ 山岡, 和枝	国立保健医療科学院・ 技術評価部	室長
3 0 1 4 2 3 2 6	ササキ マサヒ 佐々木, 正道	兵庫教育大学・教育学部・教授	教授
8 0 2 8 0 5 2 7	テイ ヤクワン 鄭, 躍軍	総合地球環境学研究所・研究部	助教授
2 0 3 9 0 5 8 6	ホシノ タカヒロ 星野崇宏	領域統計研究系	助手

9. 研究実績の概要(国立情報学研究所でデータベース化するため、600字～800字で記入。図、グラフ等は記載しないこと。)

本研究の重点は、以下の a)、b)、c)である。

a) 文化の伝播変容のために、東アジア諸国の人々の意識構造について統計科学的「標本抽出法」に則った面接調査を遂行する。

b) 特に、21世紀における国際交流の中で、東アジア諸国民の「信頼感」のあり方について焦点を当世界の政治・経済の平和的発展の一助となる基礎情報を与える分析を推進させる。

c) 収集した「東アジア諸国民の意識調査」の情報を中心に、既存の国際比較調査データ等とともにデータ・ベースを作成し、一般公開する。

特に本年度は、東アジア価値観調査のために、特に、以下の1)~3)を遂行した。

1) これまでの国内外6地域用の調査票をもとに、シンガポール調査票の暫定版を、現地研究者の協力により翻訳・再翻訳(バック・トランスレーション)を経て作成。

2) シンガポールの調査予定地域を視察し、調査環境を確認。現地調査研究者と標本抽出の実践的検討を行い、同時に調査票の検討。

3) 10月上旬頃に調査票の最終版確定し、引き続き12月～翌年1月頃、調査実施。

調査法：国勢調査データに基づき、地点抽出し、各地点ではhousetypeの分布から世帯を抽出し、各世帯からは誕生日法で標本となる回答者を抽出。

調査項目：各地域の人々の一般的意識構造、特に対人関係、集団内や集団間、社会制度やリーダーに関する「信頼感」を主とした項目。(すでに実施の日本調査票と基本的に同一だが、一部表現を当該地域の事情に合わせ、修正。)

12月～翌3月 データ・クリーニング、単純集計表作成、一次的データ分析、調査結果の解釈について検討し、シンガポールの第一次報告書をまとめた。

※ 成果の公表を見合わせる必要がある場合は、その理由及び差し控え期間等を記入した調書(A4判縦長横書1枚)を添付すること。

10. キーワード

- (1) シンガポール調査                      (2) 国際比較調査                      (3) 無作為標本抽出
- (4) 国民性                                      (5) データの科学                      (6) 信頼感
- (7) 尺度構成                                      (8) バック・トランスレーション                      (裏面に続く)

11. 研究発表(発表予定を含む。但し、投稿中、投稿準備中は除く。)

[雑誌論文]

著者名	論文標題			
吉野諒三	「国民性」の調査-計量的文明論に向けて-			
学際	No. 12	2	0	0
		4		6-12

著者名	論文標題			
Yoshino, R.	On the trust of nations: cross-national and longitudinal survey on national character.			
Abstracts: 36 <sup>th</sup> World Congress of International Institute		2	0	0
		4		233-234

著者名	論文標題			
Yoshino, R.	A cross-national study on trust- from a viewpoint of cross-national and longitudinal survey.			
Abstracts: 36 <sup>th</sup> World Congress of International Institute		2	0	0
		4		396-397

著者名	論文標題			
吉野諒三	On the trust of nations: cross-national and longitudinal survey on national character.			
日本行動計量学会第32回大会発表論文抄録集		2	0	0
		4		38-41

著者名	論文標題			
吉野諒三	「科学的」世論調査法の価値			
市場調査	No. 259	2	0	0
		4		4-13

著者名	論文標題			
林文	宗教的感情の国際比較			
日本行動計量学会第32回大会発表論文抄録集		2	0	0
		4		42-43

著者名	論文標題			
星野崇宏・吉野諒三	信頼感と価値観の関係-個票データ解析によるソーシャルキャピタルの国際比較-			
日本行動計量学会第32回大会発表論文抄録集		2	0	0
		4		48-49

著者名	論文標題			
山岡和枝・吉野諒三	東アジアの人々の健康感-睡眠障害と健康満足度を中心とした分析-			
日本行動計量学会第32回大会発表論文抄録集		2	0	0
		4		50-51

著者名	論文標題			
鄭訳軍・吉野諒三	中国人・日本人の国民性の特徴 (II) -リーダーの資質、愛国心、政治意識を中心に-			
日本行動計量学会第32回大会発表論文抄録集		2   0   0   4	52-55	

著者名	論文標題			
Zheng, Y.	Cross-cultural comparative study on Chinese and Japanese national characters			
Abstracts: 36 <sup>th</sup> World Congress of International Institute		2   0   0   4	394-395	

著者名	論文標題			
林文・吉野諒三・山岡和枝	素朴な宗教感情に関する一考察-東アジア価値観調査から-			
日本分類学会第21回研究報告予稿集	No. 12	2   0   0   4	6-12	

著者名	論文標題			
林文	日本人の自然観と素朴な感情			
学際	No. 12	2   0   0   4	32-38	

著者名	論文標題			
山岡和枝	健康と国民性			
学際	No. 12	2   0   0   4	39-45	

著者名	論文標題			
山岡和枝	健康観の国際比較は？			
雑誌名	巻・号	発行年	ページ	
肥満と糖尿病,	3.4	2   0   0   4	584-585	

著者名	論文標題			
山岡和枝, 李相侖.	国際比較調査データの安定性についての検証却2003年度韓国・台湾における「健康と文化調査」および「東アジア価値観国際比			
雑誌名	巻・号	発行年	ページ	
行動計量学	31(2)	2   0   0   5	125-135	

著者名	論文標題			
Keiko Nakao.	"Social Resources and Occupational Status Attainment's Personal Networks."			
雑誌名	巻・号	発行年	ページ	
International Journal of Japanese Sociology:	vol.13	2   0   0   4	pp. 89-99.	

著者名	論文標題			
Nakao, Keiko, et al.	"Patterns of Ethnic Images in Contemporary America."			
雑誌名	巻・号	発行年	ページ	
『人文学報』	vol.348	2   0   0   5	印刷中	

著者名	論文標題			
松本渉・吉野諒三	組織への信頼と所属についての国際比較 東アジアのシビルソサエティに注目して			
雑誌名	巻・号	発行年	ページ	
日本行動計量学会第32回大会発表論文抄録集		2   0   0   4	44-47	

〔図書〕

著者名	出版者		
中尾啓子.	都市研叢書.		
書名	発行年	総ページ数	
『東京で暮らすー社会構造と都市生活』都市研究叢書.	2   0   0   4	2 2 5	

著者名	出版者		
中尾啓子.	放送大学教育振興会.		
書名	発行年	総ページ数	
森岡清志編『都市社会の人間関係』第11章 第12章 第13章	2   0   0   4	2 0 3	

著者名	出版者		
中尾啓子.	大阪商業大学・東京大学社会科学研究所..		
書名	発行年	総ページ数	
『日本版General Social Surveys研究論文集[3] : JGSSで見た日本人の意識と行動』	2   0   0   5	印刷中	

12. 研究成果による工業所有権の出願・取得状況

工業所有権の名称	発明者	権利者	工業所有権の種類、番号	出願年月日	取得年月日
該当せず					

## 2. シンガポール調査の標本抽出の概要

シンガポール調査は、シンガポール在住の20歳以上のシンガポール国籍の人を対象とした全国調査である。本調査では、世帯の層別2段階無作為標本抽出し、さらに抽出された各世帯で誕生日法により標本（個人）を決定し、個別面接聴取法（訪問面接法）により回答を得た。本調査の計画標本に該当する数の大きさをあげることはできないが、有効回収標本が1000を越えることを目標とした。具体的な標本抽出の方法の詳細は、シンガポールのMedia Research Consultants Pte Ltd (MRC) 社と直接検討、確認し、調査遂行は同社との検討の上で一任した。その概要は以下の通りである。

- a. 母集団：シンガポールの全国に居住する20歳以上のシンガポール国籍の人
- b. 調査票：シンガポール調査は、シンガポールの人口センサス調査による民族の比率、および調査会社（MRC）との打ち合わせから、3種類の調査票を用意した。3種類のすべてに公用語である英語質問項目を記載し、その英語文に、それぞれ中国語（Mandarin）、マレー語、またはタミル語訳を各項目ごとに並列表記した。調査票の内容は、「東アジア価値観国際比較」調査の2002年の日本語調査票と同じであり、それをバック・トランスレーションを経てシンガポール調査票とした（但し、一部、項目の内容を考え、シンガポールに合わせて表現を変更している）。
- c. 標本の大きさ：（有効）回収標本 1037名
- d. 調査時期：2004年12月21日～2005年1月24日
- e. 標本抽出の方法と手続き：
  - ① 抽出台帳は、シンガポールの通商産業省統計局（the Department of Statistics, Ministry of Trade and Industry）世帯名簿（Master List of Houses）のサンプリング・フレームを用いている。
  - ② 世帯名簿は、2000年の人口センサスにおけるすべての世帯が記載されており、更にこの名簿は、家計調査のために毎月更新されている。調査会社では、調査依頼があったときに最新版のサンプリング・フレームを採用している。
  - ③ 個人（標本）の抽出にいたるまでの手続きとしては、前段階として層別2段階抽出法による世帯抽出、最終段階で各世帯での成人すべてからバースデイ法により個人を抽出している。
  - ④ 世帯抽出には、第1段が投票区（Polling Districts: PDs）、第2段が住宅ユニット（housing units）による層別2段階抽出が行われている。
  - ⑤ 第1段の投票区（PDs）は、3つの主だった家屋タイプに層別化されており、それぞれは「Public Housing(HDB)」、「Private Houses and Apartments」、「Others (Attap/Zincroofed houses and Shophouses)」と呼ばれる。投票区は、各投票区（PD）

の世帯数の大きさに準じた確率比例抽出によって選ばれる。(第1段サンプリング)

- ⑥ 第2段の住宅ユニット (housing units) は、「detached」、「semi-detached」、「terrace houses」等といった複数の住宅タイプに層別されている。住宅タイプの詳細については、別紙の資料を参照されたい。住宅ユニットは、層別化された各投票区において、無作為に出発点 (ランダム・ウォークのスタート地点) を決め、系統 (等間隔世帯毎) 抽出によって選ばれる。(第2段サンプリング)
  - ⑦ 20歳以上の回答者 (標本) の抽出は、前段階で抽出された各世帯において、調査日に最も誕生日が近く、かつすでに誕生日を迎えた人を抽出するバースデイ法を用いている。
- f. 調査員: 本シンガポール調査で、調査にあたった調査員の総数は47名である。中国系、マレー系、インド系の調査員によって、さまざまな母語を話す各回答者に対応した。調査は、個別面接聴取法でおこない、調査にかかった時間は、一人あたり平均約40分であった。
  - e. 調査状況: 調査員が各世帯に赴き、世帯において調査協力への同意が得られた割合は、約20%であった。そのうち、さらにバースデイ法により抽出された個人のレベルでの調査成功率は約33%であった。



## **1. INTRODUCTION**

Shin Joho Centre has commissioned Media Research Consultants Pte Ltd (MRC), to undertake a personal interview survey among a representative national sample of the Singaporean public on their social awareness and everyday consciousness on social, economic, political and international issues.

## **2. SAMPLING DESIGN**

- The sample consisted of n=1037 adults, aged 20 years old and above.
- MRC used the sample frame from the Department of Statistics (DOS), Ministry of Trade and Industry.
- The Sampling frame adopted a stratified two-stage sample design, using a computerized Master List of Houses in accordance with the specified sampling criteria.
- This Master List of Houses was derived from the records of all the houses listed during the 2000 Census of Population, and updated monthly to provide a comprehensive sampling frame for household surveys. MRC used the most updated sampling frame when the survey was commissioned.
- The sampling units for the first stage were the Polling Districts (PDs).
- The PDs were stratified by three predominant house types, namely Public Housing (HDB), Private Houses and Apartments, and Others (Attap/Zinc-roofed houses and Shophouses). The PDs were selected with probability proportional to size (i.e., number of houses within each PD).
- The sampling unit for the second stage was the housing units. Within each selected PD, housing units were stratified by detailed housing types such as detached, semi-detached, terrace houses and the various HDB (i.e., Singapore's public housing) room types, e.g., 1 to 5 rooms, Executive flats, etc. For every selected PD, housing units were selected by systematic sampling with a random start.
- This method of two-stage stratified sampling yielded an overall equal probability and self-weighting sample besides ensuring good control over the sample size.
- The age of the respondent was one who was from 20 years old and above, and had most recently celebrated his/her birthday within the selected household.

### 3. SURVEY EQUIPMENT

The following documentation(s) will be provided for the interviewer:

- MRC Identification Card and Authorization Letter
- Information Worksheets, containing information about each household to be surveyed
- Survey Forms (with translation versions)
- Show Cards (1 to 40)

Please be reminded that **NO INTERVIEW** should be conducted unless you are carrying the MRC identification card.

### 4. FIELDWORK

- All the interviewers were briefed on how to administer the questionnaire and show card prior to the commencement of the fieldwork. An interviewer's instruction guide had been drafted and allocated to every interviewer to serve as a reference.
- The fieldwork began on 21<sup>st</sup> December 2004 and ended on 24<sup>th</sup> January 2005. Data entry and validation commenced concurrently with the fieldwork.
- A total of 47 interviewers were engaged in conducting this survey with a good mix of Chinese, Malay and Indian interviewers to ensure there would be sufficient interviewers to conduct the survey in various mother tongue languages.
- The questionnaire was administered using face-to-face methodology. The average time taken to administer a questionnaire was about 40 minutes.
- The response rate was about 20% in getting a household to agree in taking part in the survey. However, because the target respondent was to be the one who most recently celebrated his or her birthday, the success rate in getting the right person was around 33% from the selected and agreed households.

## 1. INTRODUCTION

Shin Joho Centre has commissioned Media Research Consultants Pte Ltd (MRC), to undertake a personal interview survey among a representative national sample of the Singaporean public on their opinions and attitudes on social, economic, political and international issues.

## 2. SURVEY EQUIPMENT

The following documentation(s) will be provided for the interviewer:

- MRC Identification Card
- Information Worksheets, containing information about each household to be surveyed
- Survey Forms (with translation versions)
- Show Cards (1 to 45)

Please be reminded that **NO INTERVIEW** should be conducted unless you are carrying the MRC identification card.

### Important:

When selecting for the respondent, ask for the person in the household who is aged 20 years old or above and who has most recently celebrated his or her birthday. This person will be selected as the respondent for the survey.

## 3. THE SURVEYING PROCESS

- 3.1 At all times of the interview, make the respondent feel that his/her contributions are valuable.
- 3.2 Speak slowly but clearly. Adjust the pace of the interview to suit your respondent.
- 3.3 Do not skip any questions in the questionnaire. Follow the question sequence without fail.
- 3.4 Ask the questions exactly as they appear on the questionnaire, without attempting to add or omit any word or phrase. Remember that a change in the wording of questions may introduce bias. If your respondent has not fully understood a survey question, simply repeat the question slowly and clearly. Never try to suggest answers or express your personal opinions.
- 3.5 Ask the questions in the order as they appear in the questionnaire.

- 3.6 Record the responses legibly and verbatim.
- 3.7 Contact your field supervisor or MRC office via telephone if you have any queries or clarifications to make.
- 3.8 Be tactful to lead the respondent through the questionnaire and do not engage in extraneous conversation.
- 3.9 Do not reveal the questionnaire to the respondent.
- 3.10 Always interview a respondent alone. The presence of other people may influence the respondent's answers. The interviewer should explain to the other members that it is the respondent's view, and his or her only, which is required.
- 3.11 When it is required to present respondents with show cards, always allow the respondents with sufficient time to view through the show card or exhibit in full. Only read out the contents in the show card if the respondent is illiterate.
- 3.12 For respondents you have made appointment to re-visit them again. Keep strictly to your appointment with the respondent without fail. Also treat respondents who break their appointment with as much patience as you can.

#### **4. INFORMATION ABOUT THE QUESTIONNAIRE**

This section explains to you how to administer the survey and record the answers for the questionnaire.

Please display the appropriate show card for each question (if any) to the respondent accordingly during the survey process.

You are advised to read through the questionnaire thoroughly and be familiarized with it before conducting the survey.

<b><u>Question</u></b>	<b><u>Instruction(s)</u></b>
Q1.	Circle one answer. If "other", record the answer clearly.
Q2.	Circle one answer. If "other", record the answer clearly.
Q3.	Record the answer clearly.
Q4.	Show card 1. Circle one answer for each factor, from (a) - (e). If "other", record the answer clearly.
Q5.	Show card 2. Circle one answer. If "other", record the answer clearly.
Q6.	Show card 3. Circle one answer. If "other", record the answer clearly.
Q7.	Show card 4. Circle one answer. If "other", record the answer clearly.

<b><u>Question</u></b>	<b><u>Instruction(s)</u></b>
Q8.	Circle one answer. If "other", record the answer clearly.
Q9.	Show card 5. Circle one answer. If "other", record the answer clearly.
Q10.	Show card 6. Circle one answer for each factor from (a) - (c).
Q11.	Show card 7. Circle one answer for each factor from (a) - (g).
Q12.	Show card 8. Circle one answer for each issue from (a) - (g).
Q13.	Show card 9. Circle one answer. If "other", record the answer clearly.
Q14.	Show card 10. Circle one answer. If "other", record the answer clearly.
Q15.	Show card 11. Circle one answer. If "other", record the answer clearly.
Q16.	Circle one answer. If "other", record the answer clearly.
Q17.	Circle one answer. If "other", record the answer clearly.
Q18.	Circle one answer. If "other", record the answer clearly.
Q19.	Circle one answer. If "other", record the answer clearly.
Q20.	Show card 12. Circle one answer. If "other", record the answer clearly.
Q21.	Show card 13. Circle one answer. If "other", record the answer clearly.
Q22.	Show card 14. Circle one answer. If "other", record the answer clearly.
Q23.	Show card 15. Circle 2 answers. If "other", record the answer clearly.
Q24a.	Show card 16. Circle one answer. If "other", record the answer clearly.
Q24b.	Show card 17. Circle one answer. If "other", record the answer clearly.
Q25.	Show card 18. Circle one answer. If "other", record the answer clearly.
Q26.	Circle one answer. If "other", record the answer clearly.
Q27.	Circle one answer. If "other", record the answer clearly.
Q28.	Circle one answer. If "other", record the answer clearly.
Q29.	Show card 19. Circle one answer for each question from (a) - (d). If "other", record the answer clearly.
Q30.	Record the answer clearly.
Q31a.	Circle one answer. <i>If YES, go to Q31b; If NO, go to Q32.</i>
Q31b.	For those who choose YES in Q31a. Circle one answer. If "other", record the answer clearly.
Q32.	Circle one answer. If "other", record the answer clearly.
Q33.	Circle one answer. If "other", record the answer clearly.
Q34.	Circle one answer. If "other", record the answer clearly.
Q35.	Show card 20. Circle one answer. If "other", record the answer clearly.
Q36.	Show card 21. Circle one answer. If "other", record the answer clearly.

<b><u>Question</u></b>	<b><u>Instruction(s)</u></b>
Q37.	Show card 22. Circle one answer. If "other", record the answer clearly.
Q38.	Record the answer clearly.
Q39a.	Record the answer clearly.
Q39b.	Record the answer clearly.
Q40.	Show card 23. Circle one answer. If "other", record the answer clearly.
Q41.	Show card 24. Circle one answer for each organization from (a) - (j).
Q42a.	Circle one answer. If "other", record the answer clearly.
Q42b.	Circle one answer. If "other", record the answer clearly.
Q43.	Show card 25. Circle one answer. If "other", record the answer clearly.
Q44.	Show card 26. Circle one answer. If "other", record the answer clearly.
Q45.	Show card 27. Circle one answer. If "other", record the answer clearly.
Q46.	Show card 28. Circle one answer. If "other", record the answer clearly.
Q47.	Show card 29. Circle one answer. If "other", record the answer clearly.
Q48.	Show card 30. Circle one answer. If "other", record the answer clearly.
Q49a.	Show card 31. Circle one answer. If "other", record the answer clearly.
Q49b.	Show card 32. Circle one answer. If "other", record the answer clearly.
Q50.	Show card 33. Circle one answer for each traditional value from (a) - (g).
Q51.	Show card 34. Circle one answer. If "other", record the answer clearly.
Q52.	Show card 35. Circle any 3 answers. (3 multi-answers)
Q53.	Show card 36. Circle one answer. If "other", record the answer clearly.
Q54.	Show card 37. Circle all answers where appropriate. (Multiple answers) If "other", record the answer clearly.
Q55.	Show card 38. Circle one answer. If "other", record the answer clearly.

## **Demographics**

<b><u>Question</u></b>	<b><u>Instruction(s)</u></b>
F1.	Do not ask but record only. (You already know)
F2.	Record the answer clearly and circle the appropriate age range.
F3a.	Circle one answer. If "other", record the answer clearly.
F3b.	Circle one answer. If "other", record the answer clearly.
F4.	Circle one answer.
F5.	Record the job title clearly and circle the appropriate occupation category.

**Question**      **Instruction(s)**

F6.                      Circle one answer.

**5.      End of Survey**

Before leaving, check to ensure that you have asked all the questions and have recorded all the answers. Never leave any questionnaire or other survey materials behind with the respondent.

Remember to thank the respondent for his/her co-operation, time and effort to undertake the survey at the end of the survey. Let the respondent feel that the interview has really been worth his/her time, and that you have enjoyed talking to him/her. Leave him/her with the feeling that he/she would like to be interviewed again.

**NATIONAL DATABASE ON DWELLINGS**  
**HOUSETYPE (HT) CODES AND DESCRIPTION**  
*Sample Selection for Media Research Consultants P/L, 2004*

HOUSETYPE DESCRIPTION	HT CODE
<b>DETACHED, SEMI-DETACHED AND TERRACE HOUSE</b>	
Bungalow/Detached house	11
Semi-Detached bungalow/house	12
Terrace house	13
Condominium Bungalow/Detached House	14
Condominium Semi-Detached Bungalow/House	15
Condominium Terrace house	16
<b>HDB FLATS</b>	
1-Room	21
2-Room	22
3-Room	23
4-Room	24
5-Room	25
Executive,HDB	27
Multigeneration,HDB	28
HDB other than flats	29,30,31
<b>HUDC AND OTHER PUBLIC FLATS</b>	
HUDC flat	41
Government Executive Flat	42
Other Public Flat	49
<b>PRIVATE FLATS/APARTMENT (INCLUDING THOSE WITH SHOPS AT GROUND FLOOR)</b>	
Executive Condominium Flat	50
Condominium Private Flat	51
Other Private Flat/Apartment	59
<b>SHOPHOUSE AND FLOOR OF SHOPHOUSE</b>	
Shophouse	61
Floor of Shophouse	62



**Sample Selection for Media Research Consultants P/L, 2004**  
**Table 1 Selected Addresses by Sampling Division and Type of Dwelling**

Sampling Division	Total	1-3 Rm, HDB	4 Rm, HDB	5 Rm & Larger, HDB	Others, HDB	Other Public Flats	Landed Property	Condo & Pte Flats	Shophouse
<b>Total</b>	<b>1120</b>	<b>304</b>	<b>313</b>	<b>296</b>	<b>5</b>	<b>2</b>	<b>95</b>	<b>99</b>	<b>6</b>
BP BUKIT PANJANG	56	0	27	26	0	0	1	2	0
BW BRICKWORKS	56	54	1	0	1	0	0	0	0
CA CAIRNHILL	56	0	0	0	0	0	7	48	1
CK CHUA CHU KANG	56	2	25	24	0	0	1	4	0
CS CHENG SAN	56	1	10	16	0	0	18	10	1
EN EUNOS	56	0	20	32	0	0	2	2	0
HG HOUGANG	56	40	8	6	1	0	1	0	0
HH HONG KAH	56	20	27	8	0	0	1	0	0
JB JALAN BESAR	56	26	14	7	0	0	3	2	4
JR JURONG	56	5	20	29	0	1	1	0	0
KR KEBUN BARU	56	37	6	11	0	0	2	0	0
MA MARINE PARADE	56	19	21	15	1	0	0	0	0
NC NEE SOON CENTRAL	56	13	27	16	0	0	0	0	0
PG PUNGGOL	112	3	41	64	0	0	1	3	0
PP PASIR PANJANG	56	13	8	7	0	1	5	22	0
SB SEMBAWANG	56	7	32	15	0	0	0	2	0
SG SERANGOON GARDENS	56	0	0	0	0	0	52	4	0
TM TAMPINES	56	15	25	15	1	0	0	0	0
TY TOA PAYOH	56	49	1	5	1	0	0	0	0

NATIONAL DATABASE ON DWELLINGS  
REF : NDDNB0725R/C2

DEPARTMENT OF STATISTICS  
LISTING REPORT 2

PAGE : 1  
RUN DATE: 20/07/2004

LIST OF SELECTED HOUSES FOR MEDIA RESEARCH CONSULTANTS P/L, 2004

-----  
SD:BP

6D POSTAL CD	HOUSE NO.	HOUSE/ BLK NO.	ROAD NAME	UNIT NO.	NDDN HOUSING TYPE	REMARKS
730409	00001	409	WOODLANDS STREET 41	#	25	
730411	00002	411	WOODLANDS STREET 41	#	27	
730421	00003	421	WOODLANDS STREET 41	#	24	
730437	00004	437	WOODLANDS STREET 41	#	24	
730512	00005	512	WOODLANDS DRIVE 14	#	25	
730513	00006	513	WOODLANDS DRIVE 14	#	24	
730516	00007	516	WOODLANDS DRIVE 14	#	27	
730523	00008	523	WOODLANDS DRIVE 14	#	24	
730524	00009	524	WOODLANDS DRIVE 14	#	25	
730540	00010	540	WOODLANDS DRIVE 16	#	25	
730540	00011	540	WOODLANDS DRIVE 16	#	24	
730552	00012	552	WOODLANDS DRIVE 44	#	25	
730556	00013	556	WOODLANDS DRIVE 53	#	24	
730576	00014	576	WOODLANDS DRIVE 16	#	25	
730584	00015	584	WOODLANDS DRIVE 16	#	24	
730589	00016	589	WOODLANDS DRIVE 16	#	25	
730602	00017	602	WOODLANDS DRIVE 42	#	24	
730615	00018	615	WOODLANDS AVENUE 4	#	24	
730619	00019	619	WOODLANDS DRIVE 52	#	24	
730627	00020	627	WOODLANDS AVENUE 6	#	24	
730638	00021	638	WOODLANDS RING ROAD	#	24	
730646	00022	646	WOODLANDS RING ROAD	#	27	
730649	00023	649	WOODLANDS RING ROAD	#	25	
730657	00024	657	WOODLANDS RING ROAD	#	24	
730668	00025	668	WOODLANDS RING ROAD	#	24	

SD:BP

6D POSTAL CD	HOUSE NO.	HOUSE/ BLK NO.	ROAD NAME	UNIT NO.	NDDN HOUSING TYPE	REMARKS
730671	00026	671	WOODLANDS DRIVE 71	# [REDACTED]	25	
730679	00027	679	WOODLANDS AVENUE 6	# [REDACTED]	25	
730716	00028	716	WOODLANDS DRIVE 70	# [REDACTED]	24	
730723	00029	723	WOODLANDS AVENUE 6	# [REDACTED]	24	
730726	00030	726	WOODLANDS CIRCLE	# [REDACTED]	25	
730734	00031	734	WOODLANDS CIRCLE	# [REDACTED]	24	
730743	00032	743	WOODLANDS CIRCLE	# [REDACTED]	24	
730747	00033	747	WOODLANDS CIRCLE	# [REDACTED]	25	
730762	00034	762	WOODLANDS AVENUE 6	# [REDACTED]	25	
730764	00035	764	WOODLANDS CIRCLE	# [REDACTED]	24	
730769	00036	769	WOODLANDS DRIVE 60	# [REDACTED]	25	
730793	00037	793	WOODLANDS AVENUE 6	# [REDACTED]	24	
730895	00038	895A	WOODLANDS DRIVE 50	# [REDACTED]	24	
730899	00039	899A	WOODLANDS DRIVE 50	# [REDACTED]	25	
730899	00040	899A	WOODLANDS DRIVE 50	# [REDACTED]	24	
731683	00041	683A	WOODLANDS DRIVE 62	# [REDACTED]	24	
731690	00042	690A	WOODLANDS DRIVE 75	# [REDACTED]	25	
731892	00043	892B	WOODLANDS DRIVE 50	# [REDACTED]	25	
732628	00044	628B	WOODLANDS RING ROAD	# [REDACTED]	25	
732687	00045	687B	WOODLANDS DRIVE 75	# [REDACTED]	24	
732786	00046	786B	WOODLANDS DRIVE 60	# [REDACTED]	24	
732788	00047	788B	WOODLANDS CRESCENT	# [REDACTED]	27	
733683	00048	683C	WOODLANDS DRIVE 62	# [REDACTED]	25	
733685	00049	685C	WOODLANDS DRIVE 73	# [REDACTED]	25	
733687	00050	687C	WOODLANDS DRIVE 75	# [REDACTED]	25	

NATIONAL DATABASE ON DWELLINGS  
REF : NDDNB0725R/C2




DEPARTMENT OF STATISTICS  
LISTING REPORT 2

PAGE : 3  
RUN DATE: 20/07/2004


LIST OF SELECTED HOUSES FOR MEDIA RESEARCH CONSULTANTS P/L, 2004

-----  
SD:BP

6D POSTAL CD	HOUSE NO.	HOUSE/ BLK NO.	ROAD NAME	UNIT NO.	NDDN HOUSING REMARKS TYPE
734681	00051	681D	WOODLANDS DRIVE 62	# [REDACTED]	27
735690	00052	690E	WOODLANDS DRIVE 75	# [REDACTED]	24
735787	00053	787E	WOODLANDS CRESCENT	# [REDACTED]	24
738075	00054	18	WOODGROVE AVENUE	# [REDACTED]	11
738085	00055	28	WOODLANDS CRESCENT	# [REDACTED]	50
738094	00056	11	WOODLANDS DRIVE 72	# [REDACTED]	50





description of property



terrace



bungalow



## EAST ASIA Survey 2004: Coding Reference

## (1) Main Language of Interviewer

Value Label

- 1 Mandarin
- 2 Malay
- 3 Tamil
- 4 English
- 6 Cantonese
- 7 Hokkian
- 8 Teochow

## (2) Main Language of Interviewer

Value Label

- 1 Mandarin
- 2 Malay
- 3 Tamil
- 4 English
- 6 Cantonese
- 7 Hokkian
- 8 Teochow

Q1 Value Label

- 1 More than the average Singaporean
- 2 Less than the average Singaporean
- 3 Average
- 4 Not at all
- 9 DK

Q2 Value Label

- 1 Would adopt
- 2 Would not adopt
- 3 Depends
- 9 DK

Q3 Value Label

- 9 DK
- 999 No limit

## Q4A-4E

Value Label

- 1 Yes
- 2 No
- 9 DK
- 10 Diabetes
- 11 Legs pain
- 12 Stomach pain
- 13 High blood pressure
- 14 Flu
- 15 Giddyness
- 16 Asthma
- 17 Fatigue syndrome
- 18 Coughing
- 19 Stress
- 20 Signs
- 21 Leg problem

Q5 Value Label

- 1 Very satisfied
- 2 Fairly Satisfied
- 3 Fairly dissatisfied, or
- 4 Very Dissatisfied
- 9 DK

Q6 Value Label

- 1 Upper class
- 2 Upper middle class
- 3 Middle class
- 4 Lower middle class
- 5 Lower class
- 9 DK

Q7 Value Label

- 1 More money
- 2 More free time
- 3 Both
- 4 Peace of mind
- 5 Health more important
- 6 Happy
- 7 Youth
- 9 DK



Q8 Value Label

- 1 Continue to work
- 2 Stop working
- 3 Start own business
- 4 Depend on own social life
- 5 Work parttime (half relaxing)
- 6 Social & voluntery work
- 7 Depend on health condition / age
- 8 Go study / upgrade
- 9 DK

Q9 Value Label

- 1 A good income so that you do not have any worries about money
- 2 A safe job with no risk of closing down or unemployment
- 3 Working with people you like
- 4 Doing an important job which gives you a feeling of accomplishment
- 5 Both a safe job with good income
- 6 Important job with good income
- 7 Job you like / desire
- 9 DK
- 10 All the above
- 11 Do own business

Q10A-10C

Value Label

- 1 Very much
- 2 Somewhat
- 3 Slightly
- 4 Not at all
- 8 Other
- 9 DK

Q11A-11G

Value Label

- 1 Exists
- 2 May exist
- 3 Does not exist
- 9 DK

## Q12A-12G

Value Label

- |   |                      |
|---|----------------------|
| 1 | Not important at all |
| 2 | 2                    |
| 3 | 3                    |
| 4 | 4                    |
| 5 | 5                    |
| 6 | 6                    |
| 7 | Very important       |
| 8 | Other                |
| 9 | DK/NA                |

## Q13 Value Label

- |   |  |
|---|--|
| 1 | Completely satisfied                         |
| 2 | Somewhat satisfied                           |
| 3 | Neither satisfied nor dissatisfied (neutral) |
| 4 | Somewhat dissatisfied                        |
| 5 | Completely dissatisfied                      |
| 9 | DK   |

## Q14 Value Label

- |   |  |
|---|--|
| 1 | Completely satisfied                         |
| 2 | Somewhat satisfied                           |
| 3 | Neither satisfied nor dissatisfied (neutral) |
| 4 | Somewhat dissatisfied                        |
| 5 | Completely dissatisfied                      |
| 9 | DK   |

## Q15 Value Label

- |    |  |
|----|--|
| 1  | Ability and effort   |
| 2  | Luck and chance  |
| 3  | Personal relationships through kindred, countrymen/countrywomen and alumni/alumnae |
| 4  | Ability, effort plus luck and chance   |
| 5  | All of the above   |
| 6  | Education  |
| 7  | Forgo something in life eg time  |
| 9  | DK   |
| 10 | Ability plus effort and personal relation  |

## Q16 Value Label

- |   |          |
|---|----------|
| 1 | Agree    |
| 2 | Disagree |

- 3 Undecided/it depends
- 9 DK

Q17 Value Label

- 1 Agree
- 2 Disagree
- 3 Undecided/it depends
- 9 DK

Q18 Value Label

- 1 Agree (reduce)
- 2 Disagree (not reduce)
- 3 Cannot say one way or another
- 9 DK

Q19 Value Label

- 1 Yes, home is the only place where I can relax and feel good
- 2 No
- 3 With nature
- 4 Sometimes
- 5 Temple is another place
- 9 DK

Q20 Value Label

- 1 Marriage is permanent
- 2 Marriage may be broken only under serious circumstances
- 3 Marriage can be broken by simple agreement of the two partners
- 4 Depends on circumstances
- 5 Marriage is a balance of living
- 6 All the above
- 9 DK

Q21 Value Label

- 1 In order to be happy, we must follow nature
- 2 In order to be happy, we must make use of nature
- 3 In order to be happy, we must conquer nature
- 4 Ourselves
- 5 Happiness shouldn't be searched for its own sake
- 6 Work with nature
- 7 Make use and conquer nature
- 8 Follow and make use of nature
- 9 DK
- 10 Respect nature

## Q22 Value Label

- 1 If individuals are made happy, then and only then will the country as a whole improve
- 2 If the country as a whole improves, then and only then can individuals be made happy
- 3 Improving the country and making individuals happy are the same thing
- 4 Depends on individuals thinking
- 9 DK

## Q23A-23D

## Value Label

- 0 Not Selected
- 1 Selected
- 9 DK
- 10 God's love / honour god
- 11 Love your neighbour as you love yourself

## Q24A-24B

## Value Label

- 1 One with the highest grade
- 2 Your relative
- 3 Depends on type of job
- 4 If he needs it
- 5 Depends on their experience
- 6 Employed others
- 7 Beed to test on other aspect eg IQ etc
- 9 DK
- 10 The one that can work better with (personality & attitude)
- 11 Employ both
- 12 Depend on how close the relative is
- 13 Depend on their capabilities

## Q25 Value Label

- 1 A department chief who always sticks to the work rules and never demands any unreasonable work, but who, on the other hand, never does anything for you personally in matters not connected with work
- 2 A department chief who sometimes demands extra work in spite
- 3 Do not think can work with both / none
- 4 Flexible chief
- 5 Have leadership & responsibility
- 6 Chief that care for workers
- 9 DK

Q26 Value Label

- 1 Try to be helpful
- 2 Look out for themselves
- 3 Both
- 9 DK

Q27 Value Label

- 1 Take advantage
- 2 Try to be fair
- 3 Depend on situation / person
- 4 Both
- 5 People always come for my help
- 6 Be smart a bit
- 9 DK

Q28 Value Label

- 1 Can be trusted
- 2 Can't be too careful
- 3 Depend on
- 4 Close friend - trusted
- 5 Length of time knowing the person
- 6 Both
- 7 Must be 100 percent careful
- 9 DK

Q29A-29D

Value Label

- 1 Strongly agree
- 2 Agree to some extent
- 3 Disagree to some extent
- 4 Strongly disagree
- 9 DK

Q30 Value Label

- 9 DK

Q31A Value Label

- 1 Yes
- 2 No

Q31B Value Label

- 1 Buddhism
- 2 Taoism
- 3 Christianity
- 4 Islamism
- 5 Hinduism
- 6 Roman Catholic
- 7 Punjabi / Sikhism
- 8 Sotka (Jap)
- 9 DK
- 10 Free thinker
- 11 Buddhism & Taoism (both)

Q32 Value Label

- 1 Important
- 2 Not important
- 3 To a certain extent
- 4 Maybe important
- 5 Personal thinking
- 6 Relatively important
- 7 Not so important
- 9 DK

Q33 Value Label

- 1 Agree
- 2 Disagree
- 3 Agree to some extent
- 9 DK

Q34 Value Label

- 1 We should always obey the law
- 2 It should be excusable to break a law when we have the confi
- 9 DK

Q35 Value Label

- 1 Closer to A's opinion.
- 2 Closer to B's opinion.
- 9 DK

Q36 Value Label

- 1 Closer to A's opinion.
- 2 Closer to B's opinion.
- 9 DK



Q37 Value Label

- 1 Protecting the environment should be given priority, even if it causes slower economic growth
- 2 Economic growth should be the top priority, even if the environment suffers to some extent
- 3 Struck a balance
- 4 Both should be given priority
- 5 Depend on situation
- 9 DK

Q38 Nominal

Q39A-39B Nominal

Q40 Value Label

- 0 No comment
- 1 Yes, I would ask him because of my close friend's recommendation
- 2 I would look into Dr. B's past records in detail before making up my mind
- 3 Find my own surgeon
- 4 cost of surgery
- 5 Recommendation by doctor
- 6 Ask for 2nd opinion
- 8 Other
- 9 DK

Q41A-41J

Value Label

- 1 Very Confident
- 2 Somewhat Confident
- 3 Not Confident
- 4 Not Confident At All
- 9 DK

Q42A Value Label

- 0 No comment
- 1 Wish to have been born a boy
- 2 Wish to have been a girl
- 3 Do not wish to be born again
- 4 Adept to the enviroment
- 5 Both (don't matter) / either
- 9 DK



Q42B Value Label

- 0 No comment
- 1 Boy
- 2 Girl
- 3 Do not wish to be born again
- 4 Adept to the enviroment
- 5 Both / either
- 9 DK

Q43 Value Label

- 0 No prefrence
- 1 China (Mainland)
- 2 Japan
- 3 South Korea
- 4 Taiwan
- 5 Hong Kong
- 6 India
- 7 Philippines
- 9 DK
- 10 Singapore
- 11 Swithzerland
- 12 Australia
- 13 New Zeland
- 14 Thailand
- 15 Malaysia
- 16 None
- 17 Europe
- 18 USA
- 19 Any Asian country
- 20 Iceland
- 21 Canada
- 22 Turkey
- 23 Scardinavia
- 24 Sweden
- 25 Saudi Arabia
- 26 Austria
- 27 Any western country
- 28 Brunei
- 29 Indonesia
- 30 Bangladesh
- 31 Scotland
- 32 Sri Lanka

Q44 Value Label

- 1 USA
- 2 EU (European Union)



- 3 China
- 4 Japan
- 5 South Korea
- 6 An Asian country other than China, Japan and South Korea
- 7 Malaysia
- 9 DK
- 10 All
- 11 None
- 12 Indonesia
- 13 Mexico
- 14 Australia
- 15 Brunei
- 16 India
- 17 Malaysia & Indonesia
- 18 Thailand
- 19 Any neighbouring countries
- 20 Any Arabic countries
- 21 USA and China
- 22 Hong Kong

Q45 Value Label

- 1 Father
- 2 Mother
- 3 Brothers and sisters
- 4 Other family member and relative
- 5 School teacher
- 6 Friends
- 8 I don't have anyone with whom I can confide
- 9 I don't have any problems
- 10 Husband / wife
- 11 Daughter and/or sons
- 12 Parents, brother, sister
- 13 Depend on situation
- 14 Religion priest / pastors / God
- 15 Ownself
- 16 Banker
- 17 Sponse and children
- 18 Friends and family member
- 19 Colleagues
- 20 Anyone who can be trusted
- 21 The elders
- 22 Psychiatrist / professional
- 23 Boyfriend / girlfriend
- 24 Parents and sponse
- 25 Family, relatives and sponse
- 26 Counsellor

Q46 Value Label

- 1 Very important
- 2 Relatively important
- 3 Relatively unimportant
- 4 Not important at all
- 5 Depends on individual thinking
- 6 Not so important
- 9 DK

Q47 Value Label

- 1 For propagating offspring
- 2 For fulfilling social responsibility
- 3 For improving my own life
- 4 For having children to help me in my old age
- 5 A pillar to the society
- 6 Complete family
- 7 Have a companion later in life
- 9 DK
- 10 Help in my old age
- 11 Love kids
- 12 Self actualisation
- 13 Joy / happiness
- 14 Something natural / part of life
- 15 Its a responsibility
- 16 All of above
- 17 See them grow and develop
- 18 Fulfill as a woman
- 19 To propage offspring & fulfil social responsibilities

Q48 Value Label

- 1 Children should help their old parents
- 2 Parents should take care of themselves
- 3 Both
- 4 Depend on health condition
- 5 Depend on kids financial ability
- 9 DK

Q49A-49B

Value Label

- 0 Don't know
- 1 I will use all assets (money) to save Mr. Chen's life through surgery
- 2 I wouldn't help Mr. Chen's life by giving all assets (money) for the surgery
- 3 Try to talk to Mr chen, see what he wants
- 4 Within my means/ as much as I can afford / to my limited

- 5 Use some / half of my money
- 6 Help from friends
- 7 Use 70% - 80% of assents to help
- 9 Get help from public
- 10 Welfare organisation
- 11 Depends on their condition
- 12 Partial

## Q50A-50G

Value Label

- 1 Strongly Agree
- 2 Agree
- 3 Disagree
- 4 Strongly Disagree
- 8 Other
- 9 Don't know
- 10 Neutral

## Q51 Value Label

- 1 Everyone should spread one's own religious belief
- 2 We should all try to make others understand our religious belief
- 3 We should all try to understand each other's religion
- 4 Regardless of understanding each other's religion, we should all respect each other's religious belief
- 5 All of us should not have religions belief
- 6 Do not discuss about religions issues
- 7 Understand and respect each other's religion
- 9 DK
- 10 Understand own religion first

## Q52 Value Label

- 0 No comment/ No preference as long as care for workers
- 1 Technical competence
- 2 Fair in treating followers
- 3 Being liked and respected by followers
- 4 Serious attitudes toward work
- 5 Good human relations and have a wide acquaintance
- 6 Sincere in attitudes toward co-workers
- 7 Being quick in decision and determined
- 8 Good judgment
- 9 Ability to bring great benefit to followers
- 10 Seniority
- 11 Come from good family background
- 99 No idea / Don't know

## Q53 Value Label

- 0 No comment
- 1 It's a good thing because it will help people who can recover from serious illness to recover normal life again
- 2 Even if it helps to save lives, it is not a good thing to extract an organ from dead people
- 3 Depends on situation
- 4 Have to get family consent
- 9 DK

## Q54 Value Label

- 1 Belong
- 2 Not Mentioned
- 15 Others
- 16 None
- 17 Safra and/or NTUC member
- 18 School volunteer work
- 19 Spore Police Force
- 20 Community centre
- 21 Red cross society
- 22 Organ donation society (NKF)
- 23 S. O. S.
- 24 Childre's home
- 25 SYF volunteer job
- 26 Salvation army
- 27 National council of social services
- 28 Church
- 29 C.M.C.
- 30 Metta
- 31 CDC
- 32 YMCA

## Q55 Value Label

- 0 No comment
- 1 While I appreciate his/her help in saving me, I still have to report the wrongdoings to his/her superiors.
- 2 I thank him/her for saving my life and forget about his/her wrongdoings
- 3 Depends on how serious the wrongdoing is
- 4 Tks him, not report but advise him not to do again
- 5 Thank him, but disagree with his wrong doing
- 6 Ask him to report himself
- 7 Talk to him first then descide
- 8 Not report, but ask him to resgin
- 9 DK



F1 Value Label

1	Male
2	Female

F2 Value Label

1	20-24
2	25-29
3	30-34
4	35-39
5	40-44
6	45-49
7	50-54
8	55-59
9	60-64
10	65-69
99	70 and above
999	Refused

F3A Value Label

1	Chinese
2	Malay
3	Indian
4	Others
5	Indonesian
6	Eurasian
7	Korean
8	Sikh
9	Philippines
10	Burmese
11	Javanese
12	Punjabi
13	Peranakan
14	Bangladesh
15	Pakistan

F3B Value Label

1	Mandarin
2	Malay
3	Tamil
4	English
6	Korean
7	Cantonese
8	Hindu
9	Hokkian
10	Telugu

- 11 Teochow
- 12 Kannada
- 13 Urdu
- 14 Punjabi

F4 Value Label

- 0 No comment
- 1 No formal education
- 2 Primary Education
- 3 Secondary Education
- 4 "O" Level
- 5 Post Secondary (ITE)
- 6 Pre U / JC / "A" Level
- 7 Polytechnic / Diploma
- 8 University / Postgraduate
- 9 NA/DK

F5 Value Label

- 1 Top Management (CEO, GM, Director, VP etc)
- 2 Middle Management (Department Manager, Head)
- 3 Executive
- 4 Professional (Doctor, Lawyer, Engineer etc)
- 5 Clerical (Clerk, Admin Asst., Secretary etc)
- 6 Blue-Collar (Construction, Technician, Driver etc)
- 7 Freelancer (Tutor, Designer, Artist etc)
- 8 Self-employed
- 9 Student
- 10 Homemaker/Housewife
- 11 Retiree
- 12 Unemployed
- 13 Serving NS
- 14 NA/DK
- 15 Regular army personnel (singed-on)
- 16 Civil servant
- 17 Stewardess

F6 Value Label

- 0 No income
- 1 S\$2,000 or below
- 2 Between S\$2,001 and S\$3,000
- 3 Between S\$3,001 and S\$5,000
- 4 Between S\$5,001 and S\$7,000
- 5 Between S\$7,001 and S\$9,000
- 6 Between S\$9,001 and S\$10,000
- 7 More than S\$10,000
- 8 DK
- 9 Refuse / confidential

### 3.単純集計国際比較

#### a.東アジア国際比較表（日本、北京、上海、香港、台湾、韓国、シンガポール）

	KS Common code			Country or Region						
				Japan	Beijing	Shanghai	Hong-Kong	Taiwan	South Korea	Singapore
#sample				787	1062	1053	1057	732	1006	1037
Q1	#4. 11	Respect for Ancestors	1)More Than the Average	41.2	41.4	43.5	27.4	27.3	59.6	54.4
			2)Less Than the Average	9.3	3.8	2.8	9.1	4.2	11.1	12.0
			3)Average	47.6	54.0	52.8	61.1	68.0	28.8	31.1
			8)Other	0.1	-	0.1	0.1	-	-	-
			9)Don't Know	1.4	0.8	0.8	2.3	0.4	0.4	2.5
			missing	0.4	-	-	-	-	-	-
Q2	#4. 10	Child Adoption	1)Would Adopt	12.6	17.9	28.1	16.7	17.9	28.2	36.0
			2)Would Not Adopt	49.7	61.3	54.0	69.9	66.8	49.5	38.8
			3)Depends	32.0	18.5	15.4	9.4	11.1	19.8	20.8
			8)Other	0.3	-	0.7	-	-	0.3	-
			9)Don't Know	4.8	2.4	1.8	4.0	4.1	2.2	4.4
			missing	0.6	-	-	-	0.1	-	-
Q3	#4. 80	Ideal Number of Children	0	-	5.7	1.4	1.6	1.8	0.8	0.7
			1	2.2	38.5	38.4	9.6	6.1	5.9	3.0
			2	45.4	50.9	56.1	75.8	60.1	55.5	51.4
			3	45.1	3.4	1.7	7.2	24.3	27.9	26.0
			4	3.0	0.7	0.6	2.3	5.1	6.7	13.7
			5	0.6	-	0.1	0.6	0.3	2.0	1.8
			6	-	-	-	0.4	0.5	0.3	1.4
			7	-	-	-	0.2	-	-	-
			over 8	-	-	-	-	0.1	0.2	0.2
			9)Don't Know	3.7	0.8	1.7	2.4	1.6	0.8	1.8
Q4a	#2. 80a modified 変更	HEALTH Headaches/Migraines/(Heavy)	1)Yes	20.5	30.4	29.2	32.1	25.0	45.2	24.1
			2)No	79.0	69.6	70.7	67.9	74.9	54.8	75.1
			missing	0.5	-	0.2	-	0.1	-	0.8

#### Legend

0.0 ... rounded 0.0

- ... no one

blank (gray) cell ... no category in the original questionnaire of the country (or region)

1),2),3) etc ... the category number in the original questionnaire of the country (or region)

#### 記号の説明

0.0 ... 四捨五入して0.0

- ... 該当者0人

ブランク（灰色） ... もともと回答肢が設けられていない

1),2),3)等 ... 各国調査票でのもとの回答肢番号

				Japan	Beijing	Shanghai	HK	Taiwan	S. Korea	Singapore
Q4b	#2. 80b modified 変更	HEALTH—Backaches	1)Yes	33.8	41.9	34.2	36.1	36.2	49.2	20.6
			2)No	65.7	58.1	65.5	63.9	63.7	50.8	78.6
			missing	0.5	—	0.3	—	0.1	—	0.8
Q4c	#2. 80c	HEALTH—Nervousness	1)Yes	20.6	30.4	20.8	29.4	12.6	24.7	7.2
			2)No	78.9	69.6	79.0	70.6	87.3	75.2	92.0
			missing	0.5	—	0.2	—	0.1	0.1	0.8
Q4d	#2. 80d modified 変更	HEALTH—Depression	1)Yes	6.9	29.0	19.4	28.5	12.3	27.6	9.2
			2)No	92.5	71.0	80.4	71.5	87.4	72.4	90.1
			missing	0.6	—	0.2	—	0.3	—	0.8
Q4e	#2. 80e modified 変更	HEALTH—Insomnia	1)Yes	11.1	33.8	31.6	32.3	27.5	24.8	11.1
			2)No	88.1	66.2	68.2	67.6	72.3	75.2	88.1
			missing	0.9	—	0.2	0.1	0.3	—	0.8
Q4 other		HEALTH—Other/Don't Know	8)Other	0.3	0.5	0.4	1.1	1.0	0.8	3.0
			9)DK	0.4	—	0.2	0.2	0.1	—	0.8
Q5	#2. 3g	Health Satisfaction	1)Very Satisfied	13.5	11.9	14.4	8.4	8.6	8.1	32.1
			2)Fairly Satisfied	62.6	62.1	61.0	70.7	67.3	46.6	58.9
			3)Fairly Dissatisfied	16.1	19.3	20.4	17.4	18.3	33.0	6.7
			4)Very Dissatisfied	6.0	6.7	4.0	3.0	5.1	11.6	2.1
			8)Other	0.5	—	0.1	0.2	—	—	—
			9)Don't Know	1.3	0.1	0.1	0.3	0.7	0.7	0.2
Q6	#1. 8	Class	1)Upper	1.3	2.3	0.4	0.1	0.4	0.7	0.9
			2)Upper Middle	10.4	10.6	10.0	5.7	8.9	6.2	5.5
			3)Middle	56.2	51.2	56.4	49.6	64.5	45.9	76.5
			4)Lower Middle	23.3	25.7	24.6	32.9	18.6	29.7	12.2
			5)Lower	5.7	9.0	7.6	10.9	3.1	16.7	4.2
			8)Other	0.1	—	0.2	—	—	—	—
			9)Don't Know	2.9	1.1	0.9	0.9	4.5	0.8	0.7
			missing	0.1	—	—	—	—	—	—



				Japan	Beijing	Shanghai	HK	Taiwan	S. Korea	Singapore
Q7	#7. 81	Money or Free Time	1)More Money	55.1	72.3	72.8	65.6	71.2	63.7	47.7
			2)More Free Time	33.8	24.0	23.5	29.3	26.9	33.6	41.4
			8)Other	4.7	1.7	1.8	2.4	-	1.1	8.4
			9)Don't Know	6.1	1.9	1.9	2.7	1.9	1.6	2.5
			missing	0.3	0.1	-	-	-	-	-
Q8	#2. 8	Continuing Work in Spite of Enough Money	1)Continue to Work	54.3	72.3	71.3	66.0	71.9	71.8	67.7
			2)Stop Working	34.8	25.1	26.9	31.7	26.1	27.1	27.6
			8)Other	1.7	0.4	0.9	0.3	0.1	0.1	2.5
			9)Don't Know	8.6	2.2	0.9	2.0	1.9	1.0	2.2
			missing	0.6	-	-	-	-	-	-
Q9	#7. 24	The First Condition for one's own Work	1)Good Salary	14.9	17.9	31.1	22.6	33.1	30.4	27.3
			2)Safe Job	23.6	18.6	20.1	18.0	16.3	19.5	28.6
			3)People You Like	27.7	26.8	23.8	29.2	22.5	28.3	18.3
			4)Doing an Important Job	25.7	33.5	23.6	26.4	24.9	21.3	23.0
			8)Other	1.8	1.4	0.2	0.6	-	0.2	0.8
			9)Don't Know	6.1	1.7	1.2	3.2	3.3	0.3	2.0
			missing	0.3	-	-	-	-	-	-
Q10a	#2. 30	ANXIETY—Serious Illness	1)Very Much	12.8	34.6	25.1	55.8	23.8	4.5	66.2
			2)Somewhat	22.7	23.2	18.6	25.4	30.5	14.8	18.5
			3)Slightly	47.1	24.0	29.4	12.6	33.2	51.9	8.4
			4)Not at All	16.6	17.3	26.0	4.9	11.6	27.8	6.1
			8)Other	-	0.1	0.2	0.3	-	-	0.4
			9)Don't Know	0.5	0.8	0.7	0.9	1.0	1.0	0.4
			missing	0.1	0.1	-	-	-	-	-

				Japan	Beijing	Shanghai	HK	Taiwan	S. Korea	Singapore
Q10b	#2. 30d	ANXIETY—Car Accident	1)Very Much	14.9	28.2	16.8	58.4	24.0	5.5	51.7
			2)Somewhat	26.9	21.3	17.0	21.4	29.4	17.1	23.7
			3)Slightly	48.0	23.8	27.4	11.7	35.5	47.3	12.0
			4)Not at All	8.9	25.4	37.7	6.9	10.1	28.8	10.6
			8)Other	-	0.5	-	0.1	-	0.5	1.0
			9)Don't Know	1.3	0.5	1.0	1.5	1.0	0.8	1.1
			missing	-	0.3	-	-	-	-	-
Q10c	#2. 30f	ANXIETY—War	1)Very Much	10.7	19.9	12.0	44.8	23.2	2.9	45.2
			2)Somewhat	16.5	12.7	9.9	22.3	21.6	10.3	16.9
			3)Slightly	41.9	18.9	14.8	18.4	25.0	38.1	14.1
			4)Not at All	25.4	46.0	60.1	11.3	28.0	44.6	21.6
			8)Other	0.4	0.3	0.6	0.3	-	0.7	0.9
			9)Don't Know	5.0	2.1	2.7	2.9	2.2	3.4	1.4
			missing	0.1	0.2	-	-	-	-	-
Q11a		EXIST—God or the Buddha	1)There is	30.7	12.1	13.9	42.7	48.1	28.8	70.4
			2)There Might be	43.6	20.3	26.1	33.2	38.1	29.8	17.8
			3)There is Not	20.8	65.7	58.2	21.6	9.7	34.7	7.1
			9)Don't Know	4.8	1.8	1.8	2.6	4.1	6.7	4.6
Q11b		EXIST—The Other Side	1)There is	15.5	5.9	7.5	31.8	31.0	20.5	47.8
			2)There Might be	39.3	14.8	22.8	28.2	44.1	30.9	24.1
			3)There is Not	33.2	76.8	64.5	30.0	15.8	36.8	16.5
			9)Don't Know	12.1	2.4	5.2	10.0	9.0	11.8	11.6
			missing	-	0.1	-	-	-	-	-
Q11c		EXIST—The Soul	1)There is	27.1	13.1	9.4	40.4	39.6	28.0	54.8
			2)There Might be	42.3	19.0	25.3	28.9	39.9	36.9	24.1
			3)There is Not	21.9	66.0	61.4	25.0	13.9	27.3	13.6
			9)Don't Know	8.5	1.9	3.9	5.7	6.6	7.8	7.5
			missing	0.3	-	-	-	-	-	-

				Japan	Beijing	Shanghai	HK	Taiwan	S. Korea	Singapore
Q11d		EXIST — The Devil	1)There is	5.6	4.0	4.0	25.2	22.8	19.5	42.4
			2)There Might be	23.6	9.1	14.9	24.5	34.7	25.4	24.9
			3)There is Not	56.5	84.4	77.1	43.0	32.8	43.8	22.5
			9)Don't Know	14.0	2.4	4.0	7.3	9.7	11.2	10.2
			missing	0.3	-	-	-	-	-	-
Q11e		EXIST — Hell	1)There is	8.3	4.0	5.2	27.9	29.9	20.0	51.6
			2)There Might be	25.8	10.5	15.3	25.6	40.4	25.8	23.3
			3)There is Not	52.6	82.9	74.9	38.3	20.4	42.7	16.4
			9)Don't Know	13.3	2.6	4.6	8.1	9.3	11.4	8.7
			missing	-	0.1	-	-	-	-	-
Q11f		EXIST — Heaven or Paradise	1)There is	13.2	4.1	7.1	29.7	29.8	22.7	54.6
			2)There Might be	33.4	13.3	19.2	26.5	40.4	28.9	22.8
			3)There is Not	40.7	80.3	68.9	35.7	20.4	38.5	14.9
			9)Don't Know	12.7	2.2	4.8	8.1	9.4	9.9	7.8
			missing	-	0.1	-	-	-	-	-
Q11g		EXIST — Sin	1)There is	10.9	8.2	8.6	35.1	28.3	22.7	59.9
			2)There Might be	30.2	16.6	17.9	26.2	44.0	29.6	23.5
			3)There is Not	44.1	70.6	67.6	32.1	19.4	37.5	11.0
			9)Don't Know	14.5	4.6	5.8	6.5	8.3	10.2	5.6
			missing	0.3	-	-	0.1	-	-	-
Q12a	#5. 81a modified 変更	IMPORTANCE — Immediate Family and Children	1 point (Not important at all)	1.1	0.9	0.4	0.4	-	0.7	0.5
			2 point	0.4	0.5	-	0.1	0.7	0.5	0.2
			3 point	0.5	0.4	0.2	0.4	0.3	0.5	0.3
			4 point	3.6	2.3	1.2	4.3	1.8	1.4	0.8
			5 point	4.7	4.5	5.2	10.4	5.9	3.6	1.8
			6 point	9.1	6.4	11.4	15.9	11.7	6.0	7.4
			7 point (Very important)	80.1	84.5	81.2	67.9	79.4	87.4	85.3
			8)Other	-	0.1	-	-	-	-	0.3
			9)Don't Know	0.5	0.5	0.4	0.7	0.3	-	3.4

				Japan	Beijing	Shanghai	HK	Taiwan	S. Korea	Singapore
Q12b	#5. 81b	IMPORTANCE — Career and Work	1 point (Not important at all)	1.7	3.5	1.2	2.2	0.5	0.4	3.4
			2 point	1.4	1.1	0.6	0.9	0.7	0.4	2.6
			3 point	2.0	2.0	0.9	3.5	2.3	0.6	2.1
			4 point	12.6	6.1	5.4	11.0	7.4	3.4	7.2
			5 point	16.1	12.9	9.9	24.1	18.9	9.1	12.2
			6 point	17.2	26.6	34.1	25.4	26.8	19.0	21.3
			7 point (Very important)	44.9	47.0	47.2	31.8	42.8	66.9	47.9
			8)Other	0.3	0.4	-	0.2	0.1	-	0.1
			9)Don't Know	3.9	0.4	0.7	1.0	0.5	0.2	3.2
			missing	-	0.1	-	-	-	-	-
Q12c	#5. 81c	IMPORTANCE — Free Time and Relaxation	1 point (Not important at all)	0.8	4.6	1.5	1.2	0.3	0.5	0.4
			2 point	0.9	3.2	1.9	1.1	0.8	0.8	0.7
			3 point	2.2	7.1	6.3	5.5	2.3	0.5	2.6
			4 point	18.7	16.3	16.3	18.0	12.3	4.6	8.2
			5 point	20.5	24.9	26.0	28.9	23.1	15.1	18.7
			6 point	20.3	20.8	30.8	20.2	25.7	23.2	28.4
			7 point (Very important)	36.2	22.5	16.8	24.4	35.5	55.1	40.8
			8)Other	-	0.2	0.1	0.2	-	0.2	0.1
			9)Don't Know	0.5	0.3	0.3	0.5	-	0.1	0.2
			missing	-	0.2	-	0.1	-	-	-

				Japan	Beijing	Shanghai	HK	Taiwan	S. Korea	Singapore
Q12d	#5. 81d	IMPORTANCE — Friends and acquaintances	1 point (Not important at all)	0.8	1.9	0.2	0.5	0.1	0.4	0.6
			2 point	0.5	1.5	1.1	0.9	0.4	0.3	1.2
			3 point	2.2	5.0	3.6	5.2	4.4	1.4	2.3
			4 point	10.9	16.0	12.6	17.2	19.0	5.1	8.3
			5 point	18.2	24.9	26.1	30.7	28.0	14.3	18.5
			6 point	27.7	26.2	36.7	25.3	23.4	23.5	28.2
			7 point (Very important)	38.8	24.5	19.6	20.0	24.7	54.8	40.8
			8)Other	-	-	-	0.1	-	0.2	0.1
			9)Don't Know	1.0	-	0.1	0.3	-	0.1	0.1
			missing	-	0.1	-	-	-	-	-
Q12e	#5. 81e	IMPORTANCE — Parents, Brothers, Sisters, and Other Relatives	1 point (Not important at all)	1.3	0.7	0.5	0.4	-	0.6	0.1
			2 point	0.5	0.8	0.6	0.4	0.1	0.4	0.6
			3 point	0.3	2.3	0.8	0.9	0.7	0.4	0.6
			4 point	5.8	4.3	4.1	6.1	5.2	1.5	1.4
			5 point	11.8	10.5	10.5	14.4	15.4	5.5	8.3
			6 point	22.6	23.4	28.5	26.5	24.9	15.3	16.4
			7 point (Very important)	57.2	57.3	54.8	51.1	53.7	78.2	72.5
			8)Other	-	0.5	0.2	0.2	-	0.1	0.1
			9)Don't Know	0.4	0.1	0.1	-	-	-	-
			missing	0.1	0.1	-	-	-	-	-

				Japan	Beijing	Shanghai	HK	Taiwan	S. Korea	Singapore
Q12f	#5. 81f	IMPORTANCE—Religion	1 point (Not important at all)	20.8	56.7	40.1	23.6	5.5	12.7	4.7
			2 point	12.3	11.9	17.5	11.4	8.6	8.1	4.9
			3 point	13.3	11.1	11.8	13.9	15.4	11.1	4.6
			4 point	24.5	7.5	12.3	21.2	26.4	17.2	12.9
			5 point	11.1	4.6	8.8	10.7	19.1	13.6	14.6
			6 point	5.3	3.7	5.4	8.1	11.9	12.2	17.4
			7 point (Very important)	8.0	2.6	3.5	9.5	12.3	22.7	40.1
			8)Other	0.3	—	0.1	0.1	—	0.5	0.1
			9)Don't Know	4.2	1.8	0.6	1.5	0.8	1.9	0.7
			missing	0.1	0.1	—	—	—	—	—
Q12g	#5. 81g	IMPORTANCE—Politics	1 point (Not important at all)	4.4	17.5	11.5	21.9	19.8	8.0	12.7
			2 point	4.8	10.5	10.1	12.8	16.1	9.1	14.0
			3 point	9.5	12.4	12.3	18.0	20.2	12.6	12.9
			4 point	29.2	17.3	21.6	25.8	20.5	19.0	22.2
			5 point	19.6	14.3	21.5	11.7	11.2	12.1	17.8
			6 point	12.6	11.7	14.5	4.9	5.1	12.0	9.5
			7 point (Very important)	16.0	15.3	8.3	3.0	5.3	21.0	9.3
			8)Other	0.1	0.1	0.1	0.1	—	0.7	0.1
			9)Don't Know	3.6	0.8	0.3	1.8	1.8	5.5	1.5
			missing	0.1	—	—	—	—	—	—
Q13	#2. 3c	Family Life Satisfaction	1)Completely Satisfied	47.9	73.2	64.4	55.9	55.2	45.2	42.7
			2)Somewhat Satisfied	33.5	17.0	26.6	31.0	38.4	29.6	47.9
			3)Neutral	11.2	4.9	5.0	6.5	2.9	11.2	6.1
			4)Somewhat Dissatisfied	5.6	2.9	2.4	5.3	2.3	9.9	2.7
			5)Completely Dissatisfied	1.4	1.7	1.3	1.1	1.1	3.7	0.6
			8)Other	0.1	—	0.1	—	—	—	—
			9)Don't Know	0.3	0.2	0.2	0.1	0.1	0.3	—
			missing	—	0.1	—	—	—	—	—

				Japan	Beijing	Shanghai	HK	Taiwan	S. Korea	Singapore
Q14	#2. 82	Life Satisfaction	1) Completely Satisfied	33.7	37.1	34.4	37.7	48.1	29.9	34.7
			2) Somewhat Satisfied	40.5	28.5	36.8	38.7	42.1	35.5	53.6
			3) Neutral	14.9	7.0	7.3	6.5	3.3	9.4	6.4
			4) Somewhat Dissatisfied	8.3	14.5	11.4	12.9	3.8	18.4	4.2
			5) Completely Dissatisfied	2.4	12.8	10.0	4.0	2.6	6.6	1.0
			8) Other	0.1	-	-	0.1	-	-	-
			9) Don't Know	0.1	0.1	0.1	0.1	0.1	0.2	0.1
Q15	#7. 19 modified 変更	Ability, Luck, or Relationship?	1) Ability and Effort	60.1	52.8	52.6	67.1	69.4	60.2	67.1
			2) Luck and Chance	23.1	34.3	34.6	22.7	23.5	14.8	15.4
			3) Relationship on Blood, the Same Hometown, or Same School	10.3	7.7	7.9	7.8	3.3	22.7	10.4
			8) Other	1.1	4.5	3.5	0.2	0.8	0.3	4.5
			9) Don't Know	5.1	0.7	1.4	2.3	3.0	2.0	2.5
			missing	0.3	-	-	-	-	-	-
Q16	#7. 1	Science and Human Feeling	1) Agree	53.2	54.9	60.2	75.9	83.5	80.3	75.5
			2) Disagree	18.3	23.2	24.1	12.5	10.5	11.1	13.7
			3) Undecided/It Depends	23.6	21.7	14.3	10.1	4.9	6.8	7.8
			8) Other	0.1	-	0.3	-	-	-	-
			9) Don't Know	4.7	0.3	1.0	1.5	1.1	1.8	3.0
Q17	#8. 1b	Political Leaders	1) Agree	13.5	34.2	30.2	36.7	34.7	36.3	36.5
			2) Disagree	60.1	32.1	38.9	45.2	35.1	51.6	45.2
			3) Undecided/It Depends	20.8	31.3	26.8	11.7	22.1	9.8	13.9
			8) Other	-	-	-	-	-	-	-
			9) Don't Know	5.6	2.4	4.1	6.3	8.1	2.3	4.4

				Japan	Beijing	Shanghai	HK	Taiwan	S. Korea	Singapore
Q18	#7. 2 modified 変更	Mechanization and Human Feeling	1)Agree	36.5	37.0	34.7	44.7	21.7	43.8	72.2
			2)Disagree	33.4	36.5	45.1	40.6	66.9	47.1	15.2
			3)Undecided/It Depends	25.2	25.6	18.7	11.9	8.1	7.8	8.3
			8)Other	0.1	-	0.1	-	-	-	-
			9)Don't Know	4.8	0.7	1.4	2.7	3.1	1.3	4.2
			missing	-	0.2	-	-	0.1	-	-
Q19	#4. 30	Home is Relaxing Place	1)Yes	74.8	70.4	73.8	78.7	89.8	91.8	85.6
			2)No	19.9	28.5	24.7	19.3	9.4	7.5	13.5
			8)Other	1.3	-	0.9	0.5	-	0.1	0.3
			9)Don't Know	3.9	0.8	0.6	1.4	0.8	0.6	0.6
			missing	-	0.2	-	0.1	-	-	-
Q20	#4. 32	Marriage is Permanent	1)Permanent	23.5	16.7	13.6	16.3	21.2	42.4	57.6
			2)broken Only under Serious Circumstances	43.3	50.1	52.2	46.4	53.7	33.9	31.5
			3)broken by Simple Agreement of the Partners	26.8	30.6	32.0	34.2	19.9	22.4	5.6
			8)Other	0.9	0.8	0.5	0.3	-	-	0.8
			9)Don't Know	5.5	1.7	1.7	2.9	5.2	1.3	4.5
			missing	-	0.1	-	-	-	-	-
Q21	#2. 5	Man and Nature	1)Follow Nature	40.3	34.8	26.1	35.4	43.6	54.3	49.7
			2)Make Use of Nature	38.9	38.5	45.6	44.7	30.7	33.1	33.6
			3)Conquer Nature	5.7	24.5	25.5	14.1	15.7	8.8	4.4
			8)Other	1.9	1.1	0.4	0.1	-	0.1	1.3
			9)Don't Know	13.2	1.0	2.5	5.8	10.0	3.7	11.1

シンガポールの調査においてのみ、選択肢の1、2番における括弧内の内容が日本版と入れ替わっている。



				Japan	Beijing	Shanghai	HK	Taiwan	S. Korea	Singapore
Q22	#7. 4	Individuals or Country	1)Making Individuals Happy	30.1	4.7	4.8	8.6	8.7	36.3	25.9
			2)Improving the Country	19.8	49.2	55.6	27.2	25.1	26.7	33.5
			3)Same Thing	41.6	45.4	38.9	62.1	60.8	35.4	32.6
			8)Other	0.4	0.4	0.3	-	-	-	0.1
			9)Don't Know	8.0	0.4	0.4	2.2	5.3	1.6	7.9
			missing	0.1	-	-	-	-	-	-
Q23a	#5. 1d	TWO IMPORTANT THINGS -- Respect for Parents	1)Yes	77.4	87.9	89.4	80.2	89.5	84.4	90.3
			0)No	20.3	12.1	10.4	19.2	9.6	15.6	9.0
			missing	2.3	-	0.2	0.6	1.0	-	0.8
Q23b	#5. 1d	TWO IMPORTANT THINGS -- Repaying People	1)Yes	58.6	56.5	55.9	44.9	61.5	51.1	53.6
			0)No	39.1	43.5	43.9	54.5	37.6	48.9	45.6
			missing	2.3	-	0.2	0.6	1.0	-	0.8
Q23c	#5. 1d	TWO IMPORTANT THINGS -- Respect for the Right of the Individual	1)Yes	25.5	32.2	34.9	29.2	25.8	30.9	32.8
			0)No	72.2	67.8	65.0	70.2	73.2	69.1	66.4
			missing	2.3	-	0.2	0.6	1.0	-	0.8
Q23d	#5. 1d	TWO IMPORTANT THINGS -- Respect for the Freedom of the Individual	1)Yes	33.9	23.4	19.5	43.4	20.2	28.2	21.2
			0)No	63.8	76.6	80.3	56.0	78.8	71.8	78.0
			missing	2.3	-	0.2	0.6	1.0	-	0.8
Q23 other		TWO IMPORTANT THINGS -- Other / Don't Know	8)Other	0.3	-	0.3	0.6	-	-	0.3
			9)Don't Know	2.3	0.1	0.1	0.6	0.8	0.6	0.8
Q24a	#5. 1c1	Employment of Relative	1)One with the Highest Grade	67.3	79.2	79.0	66.2	70.4	77.3	73.5
			2)Your Relative	18.8	15.9	18.7	30.5	20.6	19.5	18.0
			8)Other	1.9	1.9	0.9	0.8	0.4	0.7	2.4
			9)Don't Know	11.9	3.0	1.3	2.6	8.6	2.5	6.1

				Japan	Beijing	Shanghai	HK	Taiwan	S. Korea	Singapore
Q24b	#5. 1c2	Employment of Benefactor	1)One with the Highest Grade	44.1	59.3	54.4	46.7	52.9	55.2	55.3
			2)Son of Your Benefactor	39.9	35.7	43.2	48.4	38.4	41.1	36.5
			8)Other	1.9	2.2	1.1	0.9	0.4	1.0	2.1
			9)Don't Know	14.0	2.8	1.2	4.0	8.3	2.8	6.2
			missing	0.1	-	-	-	-	-	-
Q25	#5. 6	Type of Boss Preferred	1)Never Does Anything for You Personally	14.2	21.8	18.7	11.1	19.3	15.3	23.4
			2)Looks after You Personally	75.9	72.4	76.3	86.0	67.1	82.9	70.9
			8)Other	0.5	2.8	1.2	0.3	0.3	0.1	1.0
			9)Don't Know	9.4	2.9	3.8	2.6	13.3	1.7	4.7
			missing	-	-	-	-	0.1	-	-
Q26	#2. 12	People Helpful Most of the Time	1)Try to Be Helpful	35.8	61.6	58.9	36.4	38.4	58.4	51.2
			2)Look out for Themselves	45.7	36.1	37.3	58.5	57.2	39.1	43.6
			8)Other	2.4	0.7	2.1	0.9	0.1	0.1	1.2
			9)Don't Know	16.0	1.7	1.7	4.2	4.2	2.4	4.1
Q27	#2. 12b	Most People Fair	1)Take Advantage	30.5	33.5	21.6	49.2	30.2	49.1	41.5
			2)Try to be Fair	54.5	53.0	64.8	45.6	57.5	44.7	52.3
			8)Other	1.4	8.2	5.8	0.6	0.4	0.1	1.4
			9)Don't Know	13.6	5.3	7.9	4.6	11.9	6.1	4.8
Q28	#2. 12c	Most People Trustworthy	1)Can Be Trusted	40.5	35.5	33.0	18.6	13.5	28.1	33.3
			2)Can't Be Too Careful	44.5	62.5	65.3	80.2	82.9	69.2	59.5
			8)Other	2.8	1.0	1.0	0.1	0.3	0.6	1.5
			9)Don't Know	11.8	0.9	0.7	1.0	3.3	2.1	5.7
			missing	0.4	-	-	-	-	-	-

				Japan	Beijing	Shanghai	HK	Taiwan	S. Korea	Singapore
Q29a	#7. 83 modified 表記の み変更	SCIENCE AND TECHNOLOGY— Illness Treatment	1)Strongly Agree	18.4	11.8	9.4	12.8	17.2	7.0	21.1
			2)Agree to Some Extent	49.3	56.0	50.1	60.4	54.0	63.5	63.5
			3)Disagree to Some Extent	16.8	26.3	27.6	18.4	19.9	19.7	7.9
			4)Strongly Disagree	6.5	4.0	8.1	3.1	2.5	6.3	2.2
			8)Other	1.1	—	1.2	0.2	—	—	—
			9)Don't Know	7.9	2.0	3.5	5.2	6.4	3.6	5.3
Q29b	#7. 84	SCIENCE AND TECHNOLOGY— Understanding the Human Mind	1)Strongly Agree	1.9	4.3	5.6	3.3	8.9	2.5	10.7
			2)Agree to Some Extent	9.5	35.0	26.1	30.7	36.3	25.0	45.7
			3)Disagree to Some Extent	52.9	45.7	49.7	44.3	35.4	47.3	20.3
			4)Strongly Disagree	28.6	12.1	11.5	15.0	9.4	20.9	12.8
			8)Other	0.1	0.1	1.5	0.2	—	—	—
			9)Don't Know	6.9	2.8	5.6	6.5	10.0	4.3	10.4
			missing	0.1	—	—	—	—	—	—
Q29c	#7. 85 modified 表記の み変更	SCIENCE AND TECHNOLOGY— Resolution of Social and Economic Problems	1)Strongly Agree	1.4	7.3	6.9	3.8	5.2	4.2	7.1
			2)Agree to Some Extent	9.1	47.7	37.4	32.7	39.3	35.1	48.7
			3)Disagree to Some Extent	59.6	38.7	41.3	47.5	40.3	46.6	25.1
			4)Strongly Disagree	21.9	4.9	8.9	11.0	6.8	9.5	11.0
			8)Other	0.4	0.3	0.9	0.3	—	0.1	—
			9)Don't Know	7.2	1.0	4.5	4.7	8.3	4.5	8.1
			missing	0.4	—	—	—	—	—	—
Q29d		SCIENCE AND TECHNOLOGY— Living on the Mars	1)Strongly Agree	1.9	5.1	8.1	4.6	4.9	3.2	5.3
			2)Agree to Some Extent	18.9	45.3	42.1	36.4	39.5	39.5	36.8
			3)Disagree to Some Extent	41.8	35.6	31.9	32.1	32.8	36.2	20.3
			4)Strongly Disagree	18.7	7.6	4.2	13.5	6.8	11.9	27.3
			8)Other	0.3	0.1	2.1	0.1	—	—	—
			9)Don't Know	18.4	6.3	11.7	13.2	16.0	9.2	10.3

				Japan	Beijing	Shanghai	HK	Taiwan	S. Korea	Singapore
Q31a	#3. 1a	Religious Faith	1)Yes	24.4	9.2	19.1	34.0	74.9	50.5	79.5
			2)No	75.6	90.7	80.9	66.0	25.1	49.5	20.5
			missing	-	0.1	-	-	-	-	-
Q31b	#3. 1b	Religions ※【国別質問】ブランクは、各調査票で設定されていない回答肢 ※日本はキリスト教は一回答肢、その他はカトリックとプロテスタント(キリスト教)は二回答肢	Buddhism	1) 20.5	1) 5.3	1) 15.5	1) 16.0	1) 33.7	1) 21.0	1) 32.8
			Shintoism	2) 1.1						
			Christianity	3) 1.0						3) 15.7
			Catholic		2) 0.6	2) 0.8	2) 4.2	2) 0.5	3) 6.2	6) 1.8
			Protestant(Christian)		3) 1.3	3) 2.4	3) 12.3	3) 3.1	2) 21.6	
			Islamism		4) 1.5	4) 0.4	4) -	4) -		4) 13.7
			Taoism					5) 34.2		2) 7.7
			I-Kuan-Tao					6) 2.0		
			Confucianism						4) 0.6	
			The Chondokyo religion						5) 0.2	
			Hinduism							5) 6.6
			Punjabi / Sikhism							7) 0.8
			Other	8) 1.4	8) 0.4	8) 0.1	8) 1.3	8) 0.5	8) 0.9	8) 0.3
Don't Know	9) 0.4	9) 0.2	9) -	9) 0.2	9) 0.5	9) 0.1	9) 0.1			
missing	75.6	90.8	80.9	66.0	25.2	49.5	20.5			
Q32	#3. 2	religious heart	1)Important	66.5	34.6	42.4	60.5	73.9	74.2	75.6
			2)Not Important	16.8	58.9	41.3	31.7	19.1	18.3	16.4
			8)Other	2.3	1.0	2.8	0.6	0.3	-	2.9
			9)Don't Know	13.9	5.0	13.5	7.2	6.7	7.6	5.1
			missing	0.6	0.6	-	0.1	-	-	-
Q33	#3. 3	All Religions Same	1)Agree	47.1	55.2	58.1	60.6	76.1	72.8	77.7
			2)Disagree	23.3	30.4	24.3	30.9	17.1	19.6	17.7
			8)Other	0.6	-	0.9	0.4	-	-	-
			9)Don't Know	28.5	14.4	16.6	8.0	6.8	7.7	4.5
			missing	0.5	-	-	-	-	-	-

				Japan	Beijing	Shanghai	HK	Taiwan	S. Korea	Singapore
Q34		Observation of Law	1)We Should	32.5	65.9	72.0	54.0	55.2	48.2	58.9
			2)We Cannot Help	52.6	33.1	25.9	41.7	36.5	50.3	36.3
			8)Other	1.0	0.1	1.3	-	0.1	0.1	-
			9)Don't Know	13.9	0.9	0.8	4.3	8.2	1.4	4.8
Q35		Written Contract	1)Close to A's Opinion	3.8	5.2	7.1	8.8	11.7	6.3	14.8
			2)Close to B's Opinion	92.8	93.9	91.2	89.3	83.9	93.3	82.4
			8)Other	0.3	-	0.1	-	-	-	0.1
			9)Don't Know	3.2	0.9	1.6	1.9	4.4	0.4	2.7
Q36		Style of Contract	1)Close to A's Opinion	5.8	3.4	7.7	10.9	11.3	10.0	12.8
			2)Close to B's Opinion	90.2	95.7	90.3	86.7	83.7	89.8	84.4
			8)Other	0.4	-	0.3	-	0.1	-	-
			9)Don't Know	3.4	0.9	1.7	2.5	4.8	0.2	2.8
			missing	0.1	-	-	-	-	-	-
Q37		Environment of Economy	1)Protecting the Environment	63.4	87.8	75.0	51.9	47.0	64.1	59.2
			2)Economic Growth	16.0	10.0	18.0	42.4	36.2	27.0	27.8
			8)Other	3.6	1.7	5.7	0.5	1.9	1.1	2.5
			9)Don't Know	16.9	0.6	1.2	5.1	14.6	7.8	10.5
			missing	0.1	-	-	0.1	0.3	-	-
Q40		Trust and Operation	1)I Would Ask Dr. B	36.2	16.7	19.9	12.8	26.9	35.7	19.2
			2)I Would Decide	51.0	79.8	78.1	84.5	66.4	59.8	75.4
			8)Other	1.9	1.7	0.7	0.7	0.8	0.7	1.4
			9)Don't Know	10.5	1.5	1.3	2.0	5.9	3.8	4.1
			missing	0.4	0.3	-	0.1	-	-	-
Q41a		TRUST(WVS) — Religious Organization	1)Very Much	2.8	3.1	7.8	9.7	11.1	8.4	23.9
			2)Some What	9.4	16.9	20.9	49.2	53.3	40.1	57.6
			3)Not Very Much	45.0	42.3	43.8	28.5	29.2	38.4	9.5
			4)Not at all	35.1	33.7	22.7	8.6	4.4	11.9	2.4
			9)Don't Know	7.8	3.7	4.8	4.0	2.0	1.2	6.7
			missing	-	0.3	-	-	-	-	-

				Japan	Beijing	Shanghai	HK	Taiwan	S. Korea	Singapore
Q41b		TRUST(WVS') — Law and Judgment System	1)Very Much	11.1	34.9	52.0	31.9	12.8	3.0	38.3
			2)Some What	62.5	47.5	40.2	53.6	52.5	55.8	54.6
			3)Not Very Much	18.3	14.7	6.5	11.4	30.6	35.2	3.5
			4)Not at all	3.3	2.1	0.8	1.2	3.0	4.8	0.2
			9)Don't Know	4.7	0.8	0.6	1.8	1.1	1.3	3.5
			missing	0.1	0.1	-	-	-	-	-
Q41c		TRUST(WVS') — Newspaper, Television	1)Very Much	6.5	8.3	14.5	4.2	1.9	2.7	20.6
			2)Some What	67.6	48.8	58.5	36.7	35.5	57.8	61.4
			3)Not Very Much	22.7	37.2	26.2	49.1	51.4	34.9	13.0
			4)Not at all	1.7	5.0	2.6	9.1	9.8	4.5	1.4
			9)Don't Know	1.5	0.8	0.2	0.9	1.4	0.2	3.5
			missing	-	-	-	-	-	-	-
Q41d		TRUST(WVS')—Police	1)Very Much	7.5	18.6	25.9	14.7	6.6	2.4	35.6
			2)Some What	56.8	52.5	47.6	60.5	43.9	46.6	56.9
			3)Not Very Much	30.2	22.6	23.2	21.5	41.7	41.7	4.9
			4)Not at all	3.4	5.5	2.9	2.3	7.0	8.6	0.1
			9)Don't Know	2.0	0.7	0.4	1.0	1.0	0.7	2.5
			missing	-	0.1	-	-	-	-	-
Q41e		TRUST(WVS')—Administration	1)Very Much	2.9	36.9	45.3	9.1	1.9	1.4	29.2
			2)Some What	38.5	47.1	43.1	46.5	40.6	28.2	59.6
			3)Not Very Much	45.7	12.4	10.2	32.9	43.3	51.2	4.3
			4)Not at all	7.6	2.5	0.5	6.4	9.0	17.5	0.2
			9)Don't Know	5.0	0.9	0.9	5.1	5.2	1.7	6.7
			missing	0.3	0.1	-	-	-	-	-
Q41f		TRUST(WVS')—The Diet	1)Very Much	1.9	45.8	51.9	9.6	2.5	0.6	28.3
			2)Some What	31.8	38.7	35.5	44.9	27.2	12.9	59.5
			3)Not Very Much	48.7	11.0	10.6	33.2	48.9	46.6	5.0
			4)Not at all	11.9	3.6	0.8	7.1	16.4	37.0	0.3
			9)Don't Know	5.3	0.9	1.1	5.1	5.1	2.9	8.9
			missing	0.4	-	-	-	-	-	-

				Japan	Beijing	Shanghai	HK	Taiwan	S. Korea	Singapore
Q41g		TRUST(WVS) – NPO·NGO (Non Profit Organization, Non Government Organization)	1)Very Much	6.2	5.7	12.3	8.7	2.6	1.5	15.9
			2)Some What	48.5	30.7	40.6	49.8	35.4	39.9	60.1
			3)Not Very Much	24.7	42.5	34.2	29.3	39.3	43.1	13.3
			4)Not at all	3.6	14.3	3.8	6.2	8.6	10.1	2.0
			9)Don't Know	16.8	6.7	9.0	5.9	13.9	5.4	8.7
			missing	0.3	0.1	-	0.1	0.1	-	-
Q41h		TRUST(WVS) – Social Welfare Facilities	1)Very Much	5.6	17.1	28.1	14.8	4.2	3.7	19.6
			2)Some What	62.0	52.4	51.7	61.8	47.7	58.0	64.3
			3)Not Very Much	21.1	23.7	17.5	18.2	35.2	29.7	9.8
			4)Not at all	2.3	3.6	0.7	2.4	4.9	6.3	0.7
			9)Don't Know	8.8	3.1	2.0	2.9	7.8	2.4	5.6
			missing	0.3	-	0.1	-	0.1	-	-
Q41i		TRUST(WVS) – The United Nations	1)Very Much	6.9	19.0	21.0	16.3	5.2	2.6	15.2
			2)Some What	55.1	39.5	40.9	46.4	45.2	47.9	55.4
			3)Not Very Much	19.9	27.2	28.4	24.4	33.1	36.5	11.9
			4)Not at all	2.0	7.5	3.4	4.8	6.6	5.0	2.3
			9)Don't Know	16.0	6.7	6.3	8.1	10.0	8.1	15.2
			missing	-	0.1	-	-	-	-	-
Q41j		TRUST(WVS) – Scientific Technology	1)Very Much	11.8	78.4	76.8	26.2	15.8	8.3	22.1
			2)Some What	61.6	18.7	20.3	58.0	60.5	69.5	65.1
			3)Not Very Much	11.9	1.6	2.1	10.0	15.6	16.6	4.3
			4)Not at all	0.4	0.3	0.1	1.6	1.8	1.5	0.6
			9)Don't Know	14.2	0.9	0.7	4.2	6.3	4.1	7.9
			missing	-	-	-	-	-	-	-
Q42a		Boy or Girl again( Looking back Past Life)	1)As a Boy	52.9	58.3	57.5	58.5	48.9	63.8	48.9
			2)As a Girl	37.5	28.6	28.7	33.8	28.1	32.8	35.2
			8)Other	0.9	9.3	9.5	2.1	10.5	0.3	2.5
			9)Don't Know	8.8	3.8	4.4	5.7	12.4	3.1	13.4

				Japan	Beijing	Shanghai	HK	Taiwan	S. Korea	Singapore
Q42b		Boy or Girl again( Looking ahead of Future)	1)A Boy	52.1	60.9	58.1	55.3	53.1	63.8	48.2
			2)A Girl	38.5	26.6	27.9	35.6	29.0	33.6	37.8
			8)Other	1.3	8.3	9.5	2.2	5.5	0.2	3.1
			9)Don't Know	8.1	4.2	4.5	6.9	12.4	2.4	10.9
			missing	-	-	-	0.1	-	-	-
Q43		Country to be Born again ※【国別質問】ブランクは、各調査票で設定されていない回答肢 ※中国と中国大陸は別回答肢 ※韓国調査は、台湾の代わりにタイが含まれている ※各国調査票での中国、中国大陸、香港、台湾の分類の違いに注意	China	1) 10.8					1) 16.8	1) 13.9
			Mainland of China				4) 26.5	3) 8.9		
			Japan		1) 9.2	1) 12.6	1) 24.5	1) 37.7	2) 29.4	2) 22.2
			South Korea	2) 5.2	2) 7.4	2) 4.9	2) 3.1	2) 1.4		3) 3.3
			Taiwan	3) 5.6	3) 4.4	3) 4.1	3) 4.2			4) 3.1
			Hong Kong	4) 13.0	4) 21.5	4) 24.3		4) 3.0	4) 7.7	5) 7.2
			India	5) 2.7	5) 0.5	5) 0.5	5) 0.6	5) 0.7	5) 1.5	6) 4.7
			Philippines	6) 0.4	6) 0.6	6) 0.6	6) 0.2	6) 0.1	6) 1.1	7) 0.5
			Singapore	7) 18.9	7) 39.4	7) 39.9	7) 30.4	7) 20.2	7) 20.9	
			Thailand						3) 1.9	
			Other	8) 10.2	8) 8.8	8) 5.4	8) 0.8	8) 6.3	8) 2.0	8) 26.1
			Don't Know	9) 28.2	9) 8.3	9) 7.7	9) 9.8	9) 21.3	9) 18.8	9) 19.0
			missing	5.1	-	-	-	0.4	-	-



				Japan	Beijing	Shanghai	HK	Taiwan	S. Korea	Singapore
Q44	Country for Friendship ※【国別質問】ブランクは、各調査票で設定されていない回答肢 ※中国と中国大陸は別回答肢	USA	1) 38.5	1) 53.1	1) 61.7	1) 49.1	1) 47.4	1) 55.9	1) 23.7	
		EU(European Union)	2) 8.0	2) 27.1	2) 22.3	2) 24.6	2) 8.5	2) 7.9	2) 7.9	
		China	3) 22.4					3) 21.8	3) 32.9	
		Mainland of China					6) 14.2			
		Japan		3) 2.5	3) 4.0	3) 3.7	3) 8.5	4) 3.9	4) 5.7	
		South Korea	4) 8.0	4) 4.0	4) 2.4	4) 1.4	4) 0.7		5) 1.1	
		The Other Asian than China and South Korea	5) 6.7							
		The Other Asian than Japan and South Korea		5) 6.3	5) 4.3	5) 9.0	5) 4.4			
		Country other than China and Japan						5) 5.4		
		An Asian country other than China, Japan and South Korea							6) 8.8	
		Malaysia							7) 2.4	
		Other	8) 1.4	8) 3.4	8) 1.2	8) 0.5	8) 0.4	8) 0.9	8) 4.1	
		Don't Know	9) 14.7	9) 3.6	9) 4.1	9) 11.7	9) 15.8	9) 4.4	9) 13.5	
missing	0.3	-	-	-	0.1	-	-			
Q45	Adviser	1)Father	3.6	9.6	9.6	3.3	7.7	3.0	3.6	
		2)Mother	8.5	12.1	9.2	6.7	9.8	6.8	8.8	
		3)Brother or Sister	14.2	15.7	13.8	12.7	11.6	17.1	11.2	
		4)The Other Family Member or Relatives	44.0	25.8	31.2	32.9	40.6	34.7	47.1	
		5)Teacher of Your School	0.4	0.3	0.2	0.6	-	0.2	-	
		6)Friend	18.3	29.8	28.3	35.8	22.5	27.8	18.9	
		7)Other	1.7	1.0	1.4	0.9	0.3	2.0	5.7	
		8)I don't have anyone	3.3	4.5	5.2	5.7	4.0	7.3	3.1	
		9)I don't have any problems	6.1	1.1	1.0	1.5	3.6	1.2	1.7	

				Japan	Beijing	Shanghai	HK	Taiwan	S. Korea	Singapore
Q46	Personal Honor	1)Very Important		3.9	13.7	22.8	30.0	29.6	13.8	35.8
		2)Somewhat Important		36.5	47.5	54.5	44.1	56.8	57.4	45.1
		3)Not Very Important		38.0	32.7	19.2	22.0	10.4	24.4	12.8
		4)Not Important at all		11.4	5.0	2.1	2.4	1.9	4.0	4.9
		8)Other		0.6	0.7	1.1	0.2	0.3	-	0.3
		9)Don't Know		9.4	0.5	0.3	1.3	1.0	0.5	1.1
		missing		0.1	-	-	-	-	-	-
Q47	Purposes of Bringing up Children	1)Passing down to Generation		41.4	9.0	13.3	31.2	39.3	42.5	30.7
		2)Social Responsibilities		36.0	58.7	50.0	25.5	40.0	27.9	23.6
		3)Improving the Quality of Life		6.9	10.8	4.7	6.0	2.5	15.4	23.8
		4)Preparing for Old Age		5.6	17.0	23.8	26.5	12.6	5.5	13.2
		8)Other		2.5	2.6	5.7	4.4	1.5	2.9	4.4
		9)Don't Know		7.4	1.8	2.5	6.4	4.1	5.8	4.2
		missing		0.3	-	-	-	-	-	-
Q48	Care of Old Parents	1)Child Should Take Care Of		44.5	70.5	77.0	79.9	71.3	47.1	82.7
		2)Parents Should Care for Themselves		47.4	24.3	18.7	18.5	27.5	51.3	14.1
		8)Other		2.0	5.1	3.9	0.5	0.4	0.5	1.6
		9)Don't Know		6.1	0.1	0.4	1.0	0.8	1.1	1.5
Q49a	Benefactor's Operation ※【国別質問】ブランクは、各調査票で設定されていない回答肢	1)Spend All of My Property		50.4	89.7	84.8	86.7	78.8	78.2	82.4
		2)Give up the Operation		31.4	8.1	11.6	8.6	11.1	14.1	7.0
		8)Other		17.4	0.8	1.2	1.2	1.2	7.6	9.3
		9)Don't Know			1.4	2.4	3.5	8.7	0.1	1.3
		Missing		0.8	-	-	-	0.1	-	-

				Japan	Beijing	Shanghai	HK	Taiwan	S. Korea	Singapore	
Q49b	Parent's Operation	1)Spend All of My Property		64.7	93.5	88.4	90.6	87.3	90.5	87.8	
			※【国別質問】ブランクは、各調査票で設定されていない回答肢	2)Give up the Operation	21.7	5.2	8.7	6.0	7.0	6.9	5.0
				8)Other	12.8	0.5	0.9	1.1	0.5	2.7	6.0
				9)Don't Know		0.8	1.9	2.2	5.1	-	1.3
				missing	0.8	-	-	0.1	0.1	-	-
Q50a	ASIAN TRADITIONAL VALUES - We should Respect Ancestor	1)Strongly Agree	34.7	41.1	53.8	44.7	46.9	24.6	45.3		
		2)Agree Some Extent	57.3	54.8	43.2	52.4	52.7	63.3	50.2		
		3)Disagree for Some Extent	5.2	3.2	2.6	2.3	0.3	10.1	2.1		
		4)Strongly Disagree	1.4	0.2	0.2	0.2	-	1.4	1.3		
		8)Other	-	0.2	-	0.1	-	-	0.2		
		9)Don't Know	1.4	0.5	0.3	0.4	0.1	0.6	0.9		
		missing	-	0.1	-	-	-	-	-		
Q50b	ASIAN TRADITIONAL VALUES - The First Son should His Old Parents	1)Strongly Agree	6.6	13.2	14.8	24.6	22.1	9.0	14.0		
		2)Agree Some Extent	24.7	36.3	36.0	39.2	45.2	36.1	27.1		
		3)Disagree for Some Extent	54.6	45.5	42.8	32.4	28.8	46.2	51.6		
		4)Strongly Disagree	11.9	3.6	5.5	3.0	3.3	7.7	5.4		
		8)Other	0.4	0.9	0.6	0.4	0.3	0.4	1.1		
		9)Don't Know	1.8	0.4	0.3	0.5	0.3	0.6	0.9		
		missing	-	0.1	-	-	-	-	-		
Q50c	ASIAN TRADITIONAL VALUES - A Wife should be Obedience to Her Husband	1)Strongly Agree	5.1	1.9	2.1	8.0	9.4	9.6	17.8		
		2)Agree Some Extent	27.1	10.4	8.9	31.8	45.5	54.7	47.0		
		3)Disagree for Some Extent	51.5	66.0	64.9	50.7	38.9	30.5	28.4		
		4)Strongly Disagree	14.4	20.8	23.8	7.9	4.8	4.1	4.1		
		8)Other	0.4	0.8	0.3	0.8	0.8	0.3	1.5		
		9)Don't Know	1.7	0.2	-	0.9	0.5	0.8	1.3		

				Japan	Beijing	Shanghai	HK	Taiwan	S. Korea	Singapore
Q50d	ASIAN TRADITIONAL VALUES — We should not Get Married with Our Parent Oppose to	1)Strongly Agree		3.0	0.4	0.5	1.6	2.2	4.1	4.1
		2)Agree Some Extent		19.1	2.9	5.1	4.9	16.0	27.8	20.4
		3)Disagree for Some Extent		57.1	68.1	64.5	53.5	56.0	56.2	60.6
		4)Strongly Disagree		15.9	28.4	29.6	39.6	24.2	9.4	8.3
		8)Other		0.4	0.2	0.3	0.1	0.7	0.5	1.6
		9)Don't Know		4.3	—	—	0.3	1.0	2.0	4.9
		missing		0.3	—	—	—	—	—	—
Q50e	ASIAN TRADITIONAL VALUES — We should Follow Senior People's Opinion	1)Strongly Agree		3.7	2.8	3.7	6.1	10.5	4.1	6.5
		2)Agree Some Extent		39.0	34.0	36.3	43.0	57.0	57.6	39.0
		3)Disagree for Some Extent		45.4	57.0	49.1	43.9	28.6	32.6	45.2
		4)Strongly Disagree		7.6	3.3	7.3	4.7	1.8	4.3	3.3
		8)Other		0.6	2.0	2.8	0.9	1.5	0.5	3.1
		9)Don't Know		3.6	0.9	0.8	1.3	0.7	1.0	3.0
		missing		0.1	—	—	—	—	—	—
Q50f	ASIAN TRADITIONAL VALUES — We Need a Son in order to Continue Our Family Line	1)Strongly Agree		4.8	1.6	1.4	5.7	9.2	7.8	10.5
		2)Agree Some Extent		23.3	13.0	9.7	24.0	43.4	33.4	31.3
		3)Disagree for Some Extent		54.3	68.4	66.2	56.7	40.8	45.6	50.3
		4)Strongly Disagree		15.4	15.5	21.8	12.4	5.5	12.5	6.4
		8)Other		0.1	0.7	0.7	0.3	0.5	0.1	0.8
		9)Don't Know		2.0	0.8	0.2	0.9	0.5	0.6	0.7
		missing		0.1	0.1	—	—	—	—	—
Q50g	ASIAN TRADITIONAL VALUES — A Husband Work Outside and His Wife should Keep Their House	1)Strongly Agree		3.7	1.6	2.4	4.9	6.0	6.1	6.1
		2)Agree Some Extent		19.4	10.7	11.8	19.6	40.3	29.0	22.7
		3)Disagree for Some Extent		55.1	63.7	59.4	57.0	44.8	48.4	56.4
		4)Strongly Disagree		20.2	22.7	25.9	17.5	7.9	15.8	13.0
		8)Other		—	0.9	0.5	0.3	0.5	0.1	1.2
		9)Don't Know		1.5	0.4	—	0.7	0.4	0.6	0.7

				Japan	Beijing	Shanghai	HK	Taiwan	S. Korea	Singapore
Q51	Religions and the World	1)Should Familiarize Each Own Religion		1.1	0.2	1.3	1.6	8.6	5.3	1.9
		2)Make one's Religion Understood		3.7	7.0	8.2	6.6	9.6	15.3	3.6
		3)Mutual Understanding of various Religions		18.0	11.6	8.5	8.0	9.4	18.8	20.3
		4)Should Respect Each Other's Religion		57.9	76.2	71.2	77.9	66.0	54.1	70.0
		8)Other		1.3	0.3	0.5	0.2	-	0.1	0.5
		9)Don't Know		17.7	4.8	10.3	5.7	6.4	6.5	3.7
		missing		0.3	-	-	-	-	-	-
Q52_1	LEADER'S QUALIFICATIONS – Technical expertise	Yes		21.7	64.7	62.1	36.1	31.7	38.5	21.9
		No		77.5	35.2	37.9	63.2	68.3	61.1	77.8
		missing		0.8	0.1	-	0.7	-	0.4	0.3
Q52_2	LEADER'S QUALIFICATIONS – Fairness to Junior Workers	Yes		49.0	48.6	43.9	54.4	52.9	40.0	48.1
		No		50.2	51.3	56.1	44.9	47.1	59.6	51.6
		missing		0.8	0.1	-	0.7	-	0.4	0.3
Q52_3	LEADER'S QUALIFICATIONS – Respected and Liked by Junior Workers	Yes		41.7	17.0	21.2	21.2	29.0	47.3	29.4
		No		57.6	82.9	78.8	78.1	71.0	52.3	70.3
		missing		0.8	0.1	-	0.7	-	0.4	0.3
Q52_4	LEADER'S QUALIFICATIONS – Seriousness, Responsibility on one's Work	Yes		48.0	31.4	27.9	31.0	20.5	16.3	30.2
		No		51.2	68.5	72.1	68.3	79.5	83.3	69.5
		missing		0.8	0.1	-	0.7	-	0.4	0.3
Q52_5	LEADER'S QUALIFICATIONS – Good Relations with External People, Broad Personal Network	Yes		14.4	9.0	10.3	7.5	14.6	36.6	37.4
		No		84.9	90.9	89.7	91.9	85.4	63.0	62.3
		missing		0.8	0.1	-	0.7	-	0.4	0.3
Q52_6	LEADER'S QUALIFICATIONS – Sincerity toward Colleagues	Yes		36.5	31.8	33.7	30.6	42.3	35.2	45.4
		No		62.8	68.1	66.3	68.8	57.7	64.4	54.3
		missing		0.8	0.1	-	0.7	-	0.4	0.3

				Japan	Beijing	Shanghai	HK	Taiwan	S. Korea	Singapore
Q52_7		LEADER'S QUALIFICATIONS – Decisiveness, Resolution	Yes	23.5	29.5	24.8	35.4	10.2	34.9	24.1
			No	75.7	70.4	75.2	64.0	89.8	64.7	75.6
			missing	0.8	0.1	–	0.7	–	0.4	0.3
Q52_8		LEADER'S QUALIFICATIONS – Good Judgment	Yes	49.2	33.4	23.4	47.9	30.7	33.4	35.4
			No	50.1	66.5	76.6	51.5	69.3	66.2	64.3
			missing	0.8	0.1	–	0.7	–	0.4	0.3
Q52_9		LEADER'S QUALIFICATIONS – Bring Benefits to Junior Workers	Yes	5.7	32.6	51.4	20.6	42.2	10.1	18.4
			No	93.5	67.3	48.6	78.7	57.8	89.5	81.3
			missing	0.8	0.1	–	0.7	–	0.4	0.3
Q52_10		LEADER'S QUALIFICATIONS – Seniority	Yes	0.8	0.8	0.8	10.8	2.5	3.3	3.0
			No	98.5	99.1	99.2	88.6	97.5	96.3	96.7
			missing	0.8	0.1	–	0.7	–	0.4	0.3
Q52_11		LEADER'S QUALIFICATIONS – Good Family Background	Yes	0.3	0.4	0.6	1.3	2.7	1.1	3.4
			No	99.0	99.5	99.4	98.0	97.3	98.5	96.3
			missing	0.8	0.1	–	0.7	–	0.4	0.3
Q53		Organ Plant	1)Good	77.6	87.9	84.9	90.7	77.9	82.4	83.0
			2)No Good	10.0	10.1	14.0	7.0	16.1	15.1	11.1
			8)Other	1.7	0.8	0.4	0.4	–	–	0.9
			9)Don't Know	10.5	1.2	0.8	1.9	5.9	2.5	5.0
			missing	0.1	0.1	–	–	0.1	–	–

				Japan	Beijing	Shanghai	HK	Taiwan	S. Korea	Singapore
Q54 number	SOCIAL TIE #voluntary associations	※右表では、other(s)の回答があった場合、other(s)を1団体として含め、所属団体数の総計を示した。	0	21.3	9.2	53.6	68.8	73.2	41.7	74.7
			1	34.2	69.2	34.7	20.7	19.1	34.0	17.9
			2	21.2	14.4	7.4	7.1	5.3	15.5	4.8
			3	13.1	5.3	3.1	2.7	1.4	6.0	1.0
			4	6.0	1.3	0.5	0.3	0.7	1.9	0.5
			5	3.0	0.3	0.5	0.4	0.3	0.4	0.3
			6	0.8	0.2	0.2	-	-	0.3	0.3
			7	0.1	-	0.1	-	-	0.1	0.1
			8	-	-	-	-	-	0.1	0.4
			missing	0.3	0.1	-	-	-	-	-
Q55	Injustice and Benefactor	1)Tell My Boss	52.0	49.9	38.1	43.8	34.7	48.4	40.1	
		2)Stop to Tell My Boss	25.7	40.9	53.1	44.7	48.0	42.1	39.3	
		8)Other	3.8	4.0	4.5	2.2	1.4	2.6	11.7	
		9)Don't Know	18.3	5.2	4.4	9.3	15.8	6.9	8.9	
		missing	0.3	-	-	-	0.1	-	-	

				Japan	Beijing	Shanghai	HK	Taiwan	S. Korea	Singapore
F1	Gender	1)Male		47.5	46.1	49.9	47.4	46.3	50.4	43.4
		2)Female		52.5	53.4	50.1	52.6	53.7	49.6	56.6
		missing		-	0.5	-	-	-	-	-
F2	Age ※【国別質問】ブランクは、各国調査票で設定されていない回答肢 ※成人年齢が各国で異なる場合あり	18~19yrs			1) 4.3	1) 3.8	1) 4.8			
		20~24yrs		1) 2.9	2) 10.5	2) 10.3	2) 7.6	2) 6.6	1) 9.6	1) 9.4
		25~29yrs		2) 5.5	3) 7.8	3) 6.8	3) 7.6	3) 9.0	2) 7.8	2) 9.9
		30~34yrs		3) 9.5	4) 8.6	4) 6.1	4) 12.4	4) 14.1	3) 16.3	3) 12.7
		35~39yrs		4) 6.9	5) 9.5	5) 6.1	5) 15.1	5) 13.3	4) 14.4	4) 15.4
		40~44yrs		5) 9.5	6) 12.1	6) 13.7	6) 17.9	6) 13.5	5) 14.3	5) 14.4
		45~49yrs		6) 8.1	7) 13.0	7) 18.8	7) 10.5	7) 11.6	6) 8.3	6) 11.7
		50~54yrs		7) 13.7	8) 7.9	8) 10.2	8) 7.9	8) 10.5	7) 7.6	7) 8.4
		55~59yrs		8) 10.3	9) 5.1	9) 6.6	9) 3.2	9) 6.8	8) 6.5	8) 5.4
		60~64yrs		9) 11.7	10) 7.3	10) 6.1	10) 3.8	10) 5.6	9) 6.1	9) 3.8
		65~69yrs		10) 9.4	11) 6.2	11) 3.2	11) 2.8	11) 4.5	10) 5.9	10) 3.9
		70yrs & over		11) 12.5	12) 7.5	12) 8.4	12) 6.2	12) 4.4	11) 3.4	11) 5.1
		missing		-	0.2	-	0.1	0.1	-	-



4. シンガポール調査の性別・年齢層・民族別の単純集計表（項目毎）

Q.1 Would you say you are, on the whole, more inclined than the average Singaporean to respect your ancestors or less?

- 1 More than the average Singaporean
- 2 Less than the average Singaporean
- 3 Average
- 8 Other (Please specify: \_\_\_\_\_)
- 9 DK

		1	2	3	8	9
total		54.4	12.0	31.1	-	2.5
gender	Male	56.2	11.1	29.6	-	3.1
	Female	53.0	12.6	32.4	-	2.0
Age	20-24yrs	41.2	12.4	43.3	-	3.1
	25-29yrs	43.7	17.5	36.9	-	1.9
	30-34yrs	46.2	13.6	38.6	-	1.5
	35-39yrs	51.3	11.9	34.4	-	2.5
	40-44yrs	58.4	7.4	30.9	-	3.4
	45-49yrs	56.2	13.2	27.3	-	3.3
	50-54yrs	63.2	8.0	28.7	-	-
	55-59yrs	64.3	10.7	19.6	-	5.4
	60-64yrs	69.2	7.7	20.5	-	2.6
	65-69yrs	67.5	22.5	7.5	-	2.5
	70yrs-	67.9	9.4	20.8	-	1.9
Race	Chinese	52.1	13.2	32.2	-	2.5
	Malay	58.4	9.6	28.8	-	3.2
	Indian	65.2	6.5	26.1	-	2.2
	Others	66.7	3.7	29.6	-	-

**Q.2** If you had no children, would you think it desirable to adopt a child in order to continue the family line, even if there is no blood relationship? Or do you not think this is important?

- 1 Would adopt
- 2 Would not adopt
- 3 Depends
- 8 Other (Please specify: \_\_\_\_\_)
- 9 DK

		1	2	3	8	9
<b>total</b>		36.0	38.8	20.8	-	4.4
<b>gender</b>	Male	32.4	41.1	21.8	-	4.7
	Female	38.7	37.0	20.1	-	4.3
<b>Age</b>	20-24yrs	41.2	25.8	27.8	-	5.2
	25-29yrs	32.0	39.8	24.3	-	3.9
	30-34yrs	31.8	43.2	21.2	-	3.8
	35-39yrs	31.9	43.1	18.1	-	6.9
	40-44yrs	33.6	43.0	20.1	-	3.4
	45-49yrs	39.7	39.7	16.5	-	4.1
	50-54yrs	46.0	25.3	25.3	-	3.4
	55-59yrs	37.5	32.1	28.6	-	1.8
	60-64yrs	43.6	46.2	7.7	-	2.6
	65-69yrs	32.5	42.5	20.0	-	5.0
	70yrs-	34.0	43.4	15.1	-	7.5
<b>Race</b>	Chinese	31.3	43.3	21.1	-	4.4
	Malay	49.6	20.8	24.0	-	5.6
	Indian	54.3	27.2	14.1	-	4.3
	Others	48.1	29.6	22.2	-	-

**Q.3 In general, what would you think is the ideal number of children in a family?**



9  
DK

(999 No limit)

		0	1	2	3	4	5	6	9	999
<b>total</b>		0.7	3.0	51.4	26.0	13.7	1.8	1.4	1.8	0.1
<b>gender</b>	<b>Male</b>	0.9	2.0	53.6	24.7	12.4	3.1	1.8	1.3	0.2
	<b>Female</b>	0.5	3.7	49.7	27.1	14.7	0.9	1.2	2.2	-
<b>Age</b>	<b>20-24yrs</b>	-	1.0	68.0	19.6	8.2	1.0	-	2.1	-
	<b>25-29yrs</b>	1.0	3.9	63.1	20.4	10.7	1.0	-	-	-
	<b>30-34yrs</b>	1.5	6.1	58.3	24.2	7.6	-	-	1.5	0.8
	<b>35-39yrs</b>	0.6	1.9	58.8	23.1	13.1	-	0.6	1.9	-
	<b>40-44yrs</b>	-	3.4	50.3	26.8	14.8	1.3	1.3	2.0	-
	<b>45-49yrs</b>	0.8	4.1	50.4	24.8	15.7	0.8	2.5	0.8	-
	<b>50-54yrs</b>	-	2.3	31.0	37.9	20.7	4.6	2.3	1.1	-
	<b>55-59yrs</b>	1.8	1.8	39.3	23.2	25.0	5.4	1.8	1.8	-
	<b>60-64yrs</b>	-	2.6	30.8	33.3	20.5	7.7	-	5.1	-
	<b>65-69yrs</b>	2.5	-	35.0	35.0	15.0	5.0	5.0	2.5	-
	<b>70yrs-</b>	-	1.9	37.7	34.0	9.4	3.8	7.5	5.7	-
<b>Race</b>	<b>Chinese</b>	0.8	3.3	53.6	26.0	11.3	1.3	1.4	2.3	0.1
	<b>Malay</b>	-	0.8	28.0	29.6	32.0	6.4	2.4	0.8	-
	<b>Indian</b>	1.1	4.3	67.4	19.6	5.4	1.1	1.1	-	-
	<b>Others</b>	-	-	40.7	33.3	25.9	-	-	-	-

**Q.4 [SHOW CARD 1] During the last four weeks, have you suffered from any of the following? (Read each in turn)**

**a. Headaches/migraines/(head felt heavy)**

- 1 Yes
- 2 No
- 9 DK

		1	2	9
<b>total</b>		24.1	75.1	0.8
<b>gender</b>	<b>Male</b>	17.8	81.3	0.9
	<b>Female</b>	29.0	70.4	0.7
<b>Age</b>	<b>20-24yrs</b>	30.9	69.1	-
	<b>25-29yrs</b>	22.3	77.7	-
	<b>30-34yrs</b>	18.9	81.1	-
	<b>35-39yrs</b>	31.3	66.3	2.5
	<b>40-44yrs</b>	25.5	73.2	1.3
	<b>45-49yrs</b>	23.1	76.9	-
	<b>50-54yrs</b>	24.1	74.7	1.1
	<b>55-59yrs</b>	17.9	80.4	1.8
	<b>60-64yrs</b>	7.7	92.3	-
	<b>65-69yrs</b>	25.0	75.0	-
	<b>70yrs-</b>	22.6	77.4	-
<b>Race</b>	<b>Chinese</b>	22.2	77.0	0.8
	<b>Malay</b>	27.2	72.8	-
	<b>Indian</b>	33.7	64.1	2.2
	<b>Others</b>	33.3	66.7	-

Q.4 [SHOW CARD 1] During the last four weeks, have you suffered from any of the following? (Read each in turn)

b. Backaches (stiff back)

- 1 Yes
- 2 No
- 9 DK

		1	2	9
total		20.6	78.6	0.8
gender	Male	15.8	83.3	0.9
	Female	24.4	75.0	0.7
Age	20-24yrs	18.6	81.4	-
	25-29yrs	21.4	78.6	-
	30-34yrs	13.6	86.4	-
	35-39yrs	18.8	78.8	2.5
	40-44yrs	21.5	77.2	1.3
	45-49yrs	26.4	73.6	-
	50-54yrs	18.4	80.5	1.1
	55-59yrs	14.3	83.9	1.8
	60-64yrs	15.4	84.6	-
	65-69yrs	30.0	70.0	-
	70yrs-	37.7	62.3	-
Race	Chinese	20.1	79.2	0.8
	Malay	22.4	77.6	-
	Indian	21.7	76.1	2.2
	Others	25.9	74.1	-

**Q.4 [SHOW CARD 1] During the last four weeks, have you suffered from any of the following? (Read each in turn)**

**c. Nervousness**

- 1 Yes
- 2 No
- 9 DK

		1	2	9
<b>total</b>		<b>7.2</b>	<b>92.0</b>	<b>0.8</b>
<b>gender</b>	<b>Male</b>	<b>5.3</b>	<b>93.8</b>	<b>0.9</b>
	<b>Female</b>	<b>8.7</b>	<b>90.6</b>	<b>0.7</b>
<b>Age</b>	<b>20-24yrs</b>	<b>4.1</b>	<b>95.9</b>	<b>-</b>
	<b>25-29yrs</b>	<b>5.8</b>	<b>94.2</b>	<b>-</b>
	<b>30-34yrs</b>	<b>3.8</b>	<b>96.2</b>	<b>-</b>
	<b>35-39yrs</b>	<b>8.8</b>	<b>88.8</b>	<b>2.5</b>
	<b>40-44yrs</b>	<b>10.7</b>	<b>87.9</b>	<b>1.3</b>
	<b>45-49yrs</b>	<b>9.9</b>	<b>90.1</b>	<b>-</b>
	<b>50-54yrs</b>	<b>10.3</b>	<b>88.5</b>	<b>1.1</b>
	<b>55-59yrs</b>	<b>3.6</b>	<b>94.6</b>	<b>1.8</b>
	<b>60-64yrs</b>	<b>2.6</b>	<b>97.4</b>	<b>-</b>
	<b>65-69yrs</b>	<b>7.5</b>	<b>92.5</b>	<b>-</b>
	<b>70yrs-</b>	<b>5.7</b>	<b>94.3</b>	<b>-</b>
<b>Race</b>	<b>Chinese</b>	<b>7.7</b>	<b>91.6</b>	<b>0.8</b>
	<b>Malay</b>	<b>5.6</b>	<b>94.4</b>	<b>-</b>
	<b>Indian</b>	<b>6.5</b>	<b>91.3</b>	<b>2.2</b>
	<b>Others</b>	<b>3.7</b>	<b>96.3</b>	<b>-</b>

Q.4 [SHOW CARD 1] During the last four weeks, have you suffered from any of the following? (Read each in turn)

d. Depression (feeling down)

- 1 Yes
- 2 No
- 9 DK

		1	2	9
<b>total</b>		9.2	90.1	0.8
<b>gender</b>	Male	6.4	92.7	0.9
	Female	11.2	88.1	0.7
<b>Age</b>	20-24yrs	8.2	91.8	-
	25-29yrs	11.7	88.3	-
	30-34yrs	6.8	93.2	-
	35-39yrs	8.8	88.8	2.5
	40-44yrs	9.4	89.3	1.3
	45-49yrs	11.6	88.4	-
	50-54yrs	12.6	86.2	1.1
	55-59yrs	8.9	89.3	1.8
	60-64yrs	5.1	94.9	-
	65-69yrs	2.5	97.5	-
	70yrs-	9.4	90.6	-
<b>Race</b>	Chinese	9.0	90.3	0.8
	Malay	12.0	88.0	-
	Indian	6.5	91.3	2.2
	Others	11.1	88.9	-

**Q.4 [SHOW CARD 1] During the last four weeks, have you suffered from any of the following? (Read each in turn)**

**e. Insomnia (sleeplessness)**

- 1 Yes
- 2 No
- 9 DK

		1	2	9
<b>total</b>		11.1	88.1	0.8
<b>gender</b>	Male	9.3	89.8	0.9
	Female	12.4	86.9	0.7
<b>Age</b>	20-24yrs	10.3	89.7	-
	25-29yrs	9.7	90.3	-
	30-34yrs	4.5	95.5	-
	35-39yrs	11.3	86.3	2.5
	40-44yrs	11.4	87.2	1.3
	45-49yrs	14.0	86.0	-
	50-54yrs	12.6	86.2	1.1
	55-59yrs	16.1	82.1	1.8
	60-64yrs	12.8	87.2	-
	65-69yrs	10.0	90.0	-
	70yrs-	15.1	84.9	-
<b>Race</b>	Chinese	11.9	87.4	0.8
	Malay	10.4	89.6	-
	Indian	5.4	92.4	2.2
	Others	11.1	88.9	-



Q.4 [SHOW CARD 1] During the last four weeks, have you suffered from any of the following? (Read each in turn)

8 Other (Please specify: \_\_\_\_\_)

9 DK

		8	9
合計		3.0	0.8
Gender	Male	2.7	0.9
	Female	3.2	0.7
Age group	20-24	1.0	-
	25-29	-	-
	30-34	0.8	-
	35-39	1.9	2.5
	40-44	-	1.3
	45-49	3.3	-
	50-54	2.3	1.1
	55-59	8.9	1.8
	60-64	15.4	-
65-69	7.5	-	
	70 and above	11.3	-
Race	Chinese	3.3	0.8
	Malay	3.2	-
	Indian	-	2.2
	Others	3.7	-

**Q.5 [SHOW CARD 2] For your age, how satisfied are you with your health? Would you say...(Read)**

- 1 Very satisfied
- 2 Fairly Satisfied
- 3 Fairly dissatisfied, or
- 4 Very dissatisfied
- 8 Other (Please specify: \_\_\_\_\_)
- 9 DK (DO NOT READ)

		1	2	3	4	8	9
<b>total</b>		32.1	58.9	6.7	2.1	-	0.2
<b>gender</b>	Male	34.4	59.1	5.3	0.7	-	0.4
	Female	30.3	58.8	7.7	3.2	-	-
<b>Age</b>	20-24yrs	37.1	55.7	7.2	-	-	-
	25-29yrs	33.0	61.2	5.8	-	-	-
	30-34yrs	25.8	69.7	3.8	0.8	-	-
	35-39yrs	31.9	62.5	3.8	1.3	-	0.6
	40-44yrs	29.5	65.1	3.4	2.0	-	-
	45-49yrs	33.9	51.2	11.6	2.5	-	0.8
	50-54yrs	36.8	56.3	5.7	1.1	-	-
	55-59yrs	35.7	50.0	12.5	1.8	-	-
	60-64yrs	38.5	46.2	5.1	10.3	-	-
	65-69yrs	32.5	45.0	17.5	5.0	-	-
	70yrs-	24.5	56.6	9.4	9.4	-	-
<b>Race</b>	Chinese	29.9	61.2	6.3	2.4	-	0.3
	Malay	43.2	48.0	7.2	1.6	-	-
	Indian	37.0	53.3	8.7	1.1	-	-
	Others	29.6	63.0	7.4	-	-	-

Q.6 [SHOW CARD 3] Using the classifications on this card, how would you classify your current standard of living?

- 1 Upper class
- 2 Upper middle class
- 3 Middle class
- 4 Lower middle class
- 5 Lower class
- 8 Other (Please specify: \_\_\_\_\_)
- 9 DK

		1	2	3	4	5	8	9
<b>total</b>		0.9	5.5	76.5	12.2	4.2	-	0.7
<b>gender</b>	<b>Male</b>	0.9	5.8	74.7	13.8	4.2	-	0.7
	<b>Female</b>	0.9	5.3	77.9	11.1	4.3	-	0.7
<b>Age</b>	<b>20-24yrs</b>	1.0	8.2	77.3	10.3	3.1	-	-
	<b>25-29yrs</b>	-	6.8	79.6	11.7	1.9	-	-
	<b>30-34yrs</b>	-	4.5	83.3	10.6	1.5	-	-
	<b>35-39yrs</b>	-	3.8	83.1	10.0	2.5	-	0.6
	<b>40-44yrs</b>	0.7	6.7	77.9	10.1	4.0	-	0.7
	<b>45-49yrs</b>	1.7	5.8	73.6	16.5	2.5	-	-
	<b>50-54yrs</b>	4.6	6.9	71.3	12.6	4.6	-	-
	<b>55-59yrs</b>	1.8	3.6	66.1	16.1	8.9	-	3.6
	<b>60-64yrs</b>	-	2.6	66.7	23.1	5.1	-	2.6
	<b>65-69yrs</b>	-	5.0	67.5	12.5	15.0	-	-
	<b>70yrs-</b>	-	3.8	67.9	11.3	13.2	-	3.8
<b>Race</b>	<b>Chinese</b>	0.6	4.7	78.3	11.0	4.5	-	0.9
	<b>Malay</b>	1.6	4.0	66.4	23.2	4.8	-	-
	<b>Indian</b>	-	13.0	78.3	7.6	1.1	-	-
	<b>Others</b>	7.4	11.1	63.0	14.8	3.7	-	-

**Q.7 [SHOW CARD 4] If you had to choose one, which would you prefer, more money or more free time?**

- 1 More money
- 2 More free time
- 8 Other (Please specify: \_\_\_\_\_)
- 9 DK

		1	2	8	9
<b>total</b>		47.7	41.4	8.4	2.5
<b>gender</b>	Male	47.6	41.3	8.7	2.4
	Female	47.9	41.4	8.2	2.6
<b>Age</b>	20-24yrs	59.8	30.9	8.2	1.0
	25-29yrs	49.5	40.8	7.8	1.9
	30-34yrs	47.0	46.2	6.1	0.8
	35-39yrs	44.4	39.4	15.0	1.3
	40-44yrs	49.0	39.6	10.1	1.3
	45-49yrs	42.1	43.8	9.9	4.1
	50-54yrs	54.0	36.8	6.9	2.3
	55-59yrs	51.8	44.6	1.8	1.8
	60-64yrs	51.3	38.5	5.1	5.1
	65-69yrs	35.0	57.5	-	7.5
	70yrs-	35.8	49.1	5.7	9.4
<b>Race</b>	Chinese	46.5	41.5	9.1	2.9
	Malay	57.6	36.8	4.8	0.8
	Indian	47.8	43.5	6.5	2.2
	Others	37.0	51.9	11.1	-

**Q.8** If you were to get enough money to live as comfortably as you would like for the rest of your life, would you continue to work or would you stop working?

- 1 Continue to work
- 2 Stop working
- 8 Other (Please specify: \_\_\_\_\_)
- 9 DK

		1	2	8	9
<b>total</b>		67.7	27.6	2.5	2.2
<b>gender</b>	Male	72.4	23.1	3.1	1.3
	Female	64.1	31.0	2.0	2.9
<b>Age</b>	20-24yrs	77.3	19.6	2.1	1.0
	25-29yrs	69.9	24.3	4.9	1.0
	30-34yrs	70.5	26.5	1.5	1.5
	35-39yrs	74.4	20.0	3.8	1.9
	40-44yrs	74.5	21.5	2.0	2.0
	45-49yrs	66.9	28.1	2.5	2.5
	50-54yrs	65.5	28.7	2.3	3.4
	55-59yrs	62.5	32.1	-	5.4
	60-64yrs	51.3	41.0	5.1	2.6
	65-69yrs	40.0	55.0	-	5.0
	70yrs-	43.4	52.8	1.9	1.9
<b>Race</b>	Chinese	68.0	27.1	2.5	2.4
	Malay	62.4	32.0	3.2	2.4
	Indian	71.7	25.0	2.2	1.1
	Others	70.4	29.6	-	-

**Q.9 [SHOW CARD 5] Here are some of the things people usually take into account in relation to their work. Which one would you personally place first?**

- 1 A good income so that you do not have any worries about money
- 2 A safe job with no risk of closing down or unemployment
- 3 Working with people you like
- 4 Doing an important job which gives you a feeling of accomplishment
- 8 Other (Please specify: \_\_\_\_\_)
- 9 DK

		1	2	3	4	8	9
<b>total</b>		27.3	28.6	18.3	23.0	0.8	2.0
<b>gender</b>	<b>Male</b>	30.7	27.8	14.0	24.7	1.3	1.6
	<b>Female</b>	24.7	29.3	21.6	21.6	0.3	2.4
<b>Age</b>	<b>20-24yrs</b>	20.6	25.8	19.6	32.0	1.0	1.0
	<b>25-29yrs</b>	31.1	23.3	16.5	27.2	1.0	1.0
	<b>30-34yrs</b>	35.6	25.8	17.4	20.5	0.8	-
	<b>35-39yrs</b>	31.3	23.8	16.9	24.4	1.9	1.9
	<b>40-44yrs</b>	36.9	29.5	10.1	22.8	-	0.7
	<b>45-49yrs</b>	19.8	35.5	17.4	24.0	0.8	2.5
	<b>50-54yrs</b>	19.5	35.6	16.1	25.3	1.1	2.3
	<b>55-59yrs</b>	21.4	39.3	19.6	14.3	-	5.4
	<b>60-64yrs</b>	17.9	30.8	33.3	17.9	-	-
	<b>65-69yrs</b>	17.5	22.5	42.5	10.0	-	7.5
	<b>70yrs-</b>	22.6	28.3	24.5	17.0	-	7.5
<b>Race</b>	<b>Chinese</b>	27.9	25.6	20.8	22.7	0.8	2.3
	<b>Malay</b>	29.6	38.4	8.8	20.0	1.6	1.6
	<b>Indian</b>	22.8	41.3	9.8	26.1	-	-
	<b>Others</b>	14.8	29.6	18.5	33.3	-	3.7

**Q.10 [SHOW CARD 6] To what extent do you worry, either for yourself or for your family, about each of the following? Would you say very much, somewhat, slightly, or not at all?**

**a. Serious illness**

- 1 Very much
- 2 Somewhat
- 3 Slightly
- 4 Not at all
- 8 Other
- 9 DK

		1	2	3	4	8	9
<b>total</b>		66.2	18.5	8.4	6.1	0.4	0.4
<b>gender</b>	<b>Male</b>	65.6	18.7	8.2	6.9	0.4	0.2
	<b>Female</b>	66.8	18.4	8.5	5.5	0.3	0.5
<b>Age</b>	<b>20-24yrs</b>	72.2	14.4	8.2	5.2	-	-
	<b>25-29yrs</b>	68.9	17.5	11.7	1.9	-	-
	<b>30-34yrs</b>	68.2	15.2	6.1	9.1	0.8	0.8
	<b>35-39yrs</b>	60.6	18.8	11.9	8.1	0.6	-
	<b>40-44yrs</b>	67.1	20.1	8.7	3.4	-	0.7
	<b>45-49yrs</b>	65.3	19.8	5.0	8.3	0.8	0.8
	<b>50-54yrs</b>	69.0	18.4	8.0	3.4	1.1	-
	<b>55-59yrs</b>	71.4	17.9	5.4	5.4	-	-
	<b>60-64yrs</b>	56.4	25.6	12.8	5.1	-	-
	<b>65-69yrs</b>	67.5	25.0	-	7.5	-	-
	<b>70yrs-</b>	58.5	18.9	11.3	9.4	-	1.9
<b>Race</b>	<b>Chinese</b>	63.9	19.5	9.7	5.9	0.4	0.5
	<b>Malay</b>	76.0	18.4	1.6	3.2	0.8	-
	<b>Indian</b>	67.4	12.0	8.7	12.0	-	-
	<b>Others</b>	85.2	11.1	-	3.7	-	-

**Q.10 [SHOW CARD 6]** To what extent do you worry, either for yourself or for your family, about each of the following? Would you say very much, somewhat, slightly, or not at all?

- b. Car accident
- 1 Very much
  - 2 Somewhat
  - 3 Slightly
  - 4 Not at all
  - 8 Other
  - 9 DK

		1	2	3	4	8	9
<b>total</b>		51.7	23.7	12.0	10.6	1.0	1.1
<b>gender</b>	Male	49.8	23.6	13.3	11.8	0.7	0.9
	Female	53.2	23.9	10.9	9.7	1.2	1.2
<b>Age</b>	20-24yrs	59.8	20.6	9.3	10.3	-	-
	25-29yrs	55.3	23.3	12.6	7.8	-	1.0
	30-34yrs	40.9	28.0	12.1	16.7	0.8	1.5
	35-39yrs	45.0	25.6	18.8	8.8	1.3	0.6
	40-44yrs	48.3	29.5	9.4	9.4	1.3	2.0
	45-49yrs	56.2	19.0	10.7	10.7	2.5	0.8
	50-54yrs	52.9	19.5	14.9	10.3	2.3	-
	55-59yrs	60.7	19.6	5.4	12.5	-	1.8
	60-64yrs	56.4	17.9	15.4	10.3	-	-
	65-69yrs	60.0	27.5	2.5	10.0	-	-
	70yrs-	54.7	20.8	11.3	9.4	-	3.8
<b>Race</b>	Chinese	48.8	25.3	13.0	10.6	1.0	1.3
	Malay	64.0	17.6	8.8	7.2	1.6	0.8
	Indian	57.6	18.5	7.6	16.3	-	-
	Others	59.3	22.2	11.1	7.4	-	-



Q.10 [SHOW CARD 6] To what extent do you worry, either for yourself or for your family, about each of the following? Would you say very much, somewhat, slightly, or not at all?

c. War

- 1 Very much
- 2 Somewhat
- 3 Slightly
- 4 Not at all
- 8 Other
- 9 DK

		1	2	3	4	8	9
<b>total</b>		45.2	16.9	14.1	21.6	0.9	1.4
<b>gender</b>	Male	41.8	16.2	15.1	24.4	0.9	1.6
	Female	47.9	17.4	13.3	19.4	0.9	1.2
<b>Age</b>	20-24yrs	50.5	14.4	20.6	14.4	-	-
	25-29yrs	42.7	22.3	18.4	15.5	-	1.0
	30-34yrs	38.6	12.9	15.9	29.5	2.3	0.8
	35-39yrs	42.5	20.6	13.1	21.9	1.3	0.6
	40-44yrs	46.3	21.5	10.7	18.1	0.7	2.7
	45-49yrs	46.3	13.2	14.0	24.8	-	1.7
	50-54yrs	56.3	13.8	6.9	17.2	3.4	2.3
	55-59yrs	46.4	10.7	16.1	25.0	-	1.8
	60-64yrs	35.9	28.2	15.4	20.5	-	-
	65-69yrs	55.0	12.5	2.5	30.0	-	-
	70yrs-	39.6	11.3	18.9	26.4	-	3.8
<b>Race</b>	Chinese	41.4	17.9	15.6	22.4	1.0	1.6
	Malay	63.2	9.6	8.0	17.6	0.8	0.8
	Indian	47.8	17.4	9.8	25.0	-	-
	Others	66.7	18.5	11.1	3.7	-	-

**Q.11 Which, if any, of the following do you believe in? [SHOW CARD 7]**

**a. Buddha, God, or gods**

- 1 Exists
- 2 May exist
- 3 Does not exist
- 9 DK

		1	2	3	9
<b>total</b>		70.4	17.8	7.1	4.6
<b>gender</b>	Male	66.7	18.9	10.2	4.2
	Female	73.3	17.0	4.8	4.9
<b>Age</b>	20-24yrs	57.7	34.0	6.2	2.1
	25-29yrs	64.1	25.2	9.7	1.0
	30-34yrs	69.7	18.9	9.8	1.5
	35-39yrs	72.5	20.0	4.4	3.1
	40-44yrs	72.5	18.8	2.7	6.0
	45-49yrs	65.3	11.6	12.4	10.7
	50-54yrs	74.7	13.8	4.6	6.9
	55-59yrs	80.4	10.7	7.1	1.8
	60-64yrs	71.8	12.8	10.3	5.1
	65-69yrs	75.0	5.0	10.0	10.0
	70yrs-	84.9	3.8	5.7	5.7
<b>Race</b>	Chinese	65.1	22.4	8.3	4.2
	Malay	85.6	2.4	2.4	9.6
	Indian	88.0	3.3	5.4	3.3
	Others	96.3	3.7	-	-

Q.11 Which, if any, of the following do you believe in? [SHOW CARD 7]

b. Life after death

- 1 Exists
- 2 May exist
- 3 Does not exist
- 9 DK

		1	2	3	9
<b>total</b>		47.8	24.1	16.5	11.6
<b>gender</b>	Male	46.7	26.9	16.9	9.6
	Female	48.7	22.0	16.2	13.1
<b>Age</b>	20-24yrs	37.1	41.2	10.3	11.3
	25-29yrs	43.7	30.1	18.4	7.8
	30-34yrs	49.2	23.5	22.0	5.3
	35-39yrs	52.5	28.1	9.4	10.0
	40-44yrs	53.0	19.5	12.8	14.8
	45-49yrs	47.9	20.7	19.8	11.6
	50-54yrs	46.0	21.8	17.2	14.9
	55-59yrs	58.9	12.5	14.3	14.3
	60-64yrs	30.8	23.1	33.3	12.8
	65-69yrs	42.5	12.5	22.5	22.5
	70yrs-	50.9	17.0	18.9	13.2
<b>Race</b>	Chinese	42.6	27.0	17.9	12.5
	Malay	63.2	14.4	14.4	8.0
	Indian	65.2	16.3	9.8	8.7
	Others	70.4	11.1	7.4	11.1

**Q.11 Which, if any, of the following do you believe in? [SHOW CARD 7]**

**c. a soul or a spirit**

- 1 Exists
- 2 May exist
- 3 Does not exist
- 9 DK

		1	2	3	9
<b>total</b>		54.8	24.1	13.6	7.5
<b>gender</b>	Male	51.8	26.0	16.0	6.2
	Female	57.1	22.7	11.8	8.5
<b>Age</b>	20-24yrs	47.4	37.1	9.3	6.2
	25-29yrs	55.3	24.3	13.6	6.8
	30-34yrs	53.0	26.5	14.4	6.1
	35-39yrs	57.5	28.8	9.4	4.4
	40-44yrs	56.4	22.8	12.8	8.1
	45-49yrs	53.7	20.7	17.4	8.3
	50-54yrs	56.3	20.7	8.0	14.9
	55-59yrs	60.7	16.1	17.9	5.4
	60-64yrs	53.8	17.9	25.6	2.6
	65-69yrs	50.0	15.0	17.5	17.5
	70yrs-	56.6	17.0	18.9	7.5
<b>Race</b>	Chinese	50.7	27.0	14.2	8.1
	Malay	71.2	12.0	8.8	8.0
	Indian	62.0	19.6	15.2	3.3
	Others	74.1	11.1	11.1	3.7

**Q.11 Which, if any, of the following do you believe in? [SHOW CARD 7]**

**d. a devil or a demon**

- 1 Exists
- 2 May exist
- 3 Does not exist
- 9 DK

		1	2	3	9
<b>total</b>		42.4	24.9	22.5	10.2
<b>gender</b>	<b>Male</b>	41.1	25.6	25.1	8.2
	<b>Female</b>	43.4	24.4	20.4	11.8
<b>Age</b>	<b>20-24yrs</b>	36.1	35.1	20.6	8.2
	<b>25-29yrs</b>	43.7	26.2	21.4	8.7
	<b>30-34yrs</b>	44.7	31.1	18.2	6.1
	<b>35-39yrs</b>	45.6	28.1	21.3	5.0
	<b>40-44yrs</b>	46.3	22.1	21.5	10.1
	<b>45-49yrs</b>	35.5	19.8	32.2	12.4
	<b>50-54yrs</b>	39.1	23.0	16.1	21.8
	<b>55-59yrs</b>	46.4	12.5	23.2	17.9
	<b>60-64yrs</b>	35.9	28.2	30.8	5.1
	<b>65-69yrs</b>	42.5	12.5	25.0	20.0
	<b>70yrs-</b>	47.2	20.8	24.5	7.5
<b>Race</b>	<b>Chinese</b>	38.3	27.4	23.6	10.7
	<b>Malay</b>	63.2	14.4	12.8	9.6
	<b>Indian</b>	43.5	20.7	27.2	8.7
	<b>Others</b>	63.0	14.8	18.5	3.7

**Q.11 Which, if any, of the following do you believe in? [SHOW CARD 7]**

**e. hell**

- 1 Exists**
- 2 May exist**
- 3 Does not exist**
- 9 DK**

		<b>1</b>	<b>2</b>	<b>3</b>	<b>9</b>
<b>total</b>		<b>51.6</b>	<b>23.3</b>	<b>16.4</b>	<b>8.7</b>
<b>gender</b>	<b>Male</b>	<b>48.2</b>	<b>25.1</b>	<b>19.6</b>	<b>7.1</b>
	<b>Female</b>	<b>54.2</b>	<b>22.0</b>	<b>14.0</b>	<b>9.9</b>
<b>Age</b>	<b>20-24yrs</b>	<b>45.4</b>	<b>34.0</b>	<b>12.4</b>	<b>8.2</b>
	<b>25-29yrs</b>	<b>55.3</b>	<b>21.4</b>	<b>18.4</b>	<b>4.9</b>
	<b>30-34yrs</b>	<b>50.8</b>	<b>27.3</b>	<b>17.4</b>	<b>4.5</b>
	<b>35-39yrs</b>	<b>51.3</b>	<b>28.1</b>	<b>13.1</b>	<b>7.5</b>
	<b>40-44yrs</b>	<b>56.4</b>	<b>18.8</b>	<b>14.8</b>	<b>10.1</b>
	<b>45-49yrs</b>	<b>45.5</b>	<b>21.5</b>	<b>21.5</b>	<b>11.6</b>
	<b>50-54yrs</b>	<b>51.7</b>	<b>18.4</b>	<b>12.6</b>	<b>17.2</b>
	<b>55-59yrs</b>	<b>53.6</b>	<b>14.3</b>	<b>19.6</b>	<b>12.5</b>
	<b>60-64yrs</b>	<b>41.0</b>	<b>30.8</b>	<b>28.2</b>	<b>-</b>
	<b>65-69yrs</b>	<b>50.0</b>	<b>17.5</b>	<b>20.0</b>	<b>12.5</b>
	<b>70yrs-</b>	<b>66.0</b>	<b>17.0</b>	<b>11.3</b>	<b>5.7</b>
<b>Race</b>	<b>Chinese</b>	<b>46.4</b>	<b>26.0</b>	<b>18.5</b>	<b>9.1</b>
	<b>Malay</b>	<b>80.0</b>	<b>9.6</b>	<b>3.2</b>	<b>7.2</b>
	<b>Indian</b>	<b>50.0</b>	<b>22.8</b>	<b>19.6</b>	<b>7.6</b>
	<b>Others</b>	<b>77.8</b>	<b>11.1</b>	<b>3.7</b>	<b>7.4</b>

**Q.11 Which, if any, of the following do you believe in? [SHOW CARD 7]**

**f. heaven or paradise**

- 1 Exists
- 2 May exist
- 3 Does not exist
- 9 DK

		1	2	3	9
<b>total</b>		54.6	22.8	14.9	7.8
<b>gender</b>	<b>Male</b>	50.7	24.4	18.7	6.2
	<b>Female</b>	57.6	21.5	11.9	9.0
<b>Age</b>	<b>20-24yrs</b>	47.4	36.1	9.3	7.2
	<b>25-29yrs</b>	57.3	21.4	17.5	3.9
	<b>30-34yrs</b>	53.8	25.8	15.9	4.5
	<b>35-39yrs</b>	52.5	27.5	13.8	6.3
	<b>40-44yrs</b>	59.1	17.4	14.1	9.4
	<b>45-49yrs</b>	52.9	18.2	17.4	11.6
	<b>50-54yrs</b>	54.0	18.4	9.2	18.4
	<b>55-59yrs</b>	58.9	14.3	19.6	7.1
	<b>60-64yrs</b>	51.3	25.6	23.1	-
	<b>65-69yrs</b>	50.0	20.0	20.0	10.0
	<b>70yrs-</b>	64.2	20.8	11.3	3.8
<b>Race</b>	<b>Chinese</b>	48.2	25.7	17.7	8.4
	<b>Malay</b>	85.6	8.0	0.8	5.6
	<b>Indian</b>	58.7	21.7	14.1	5.4
	<b>Others</b>	85.2	7.4	-	7.4

**Q.11 Which, if any, of the following do you believe in? [SHOW CARD 7]**

**g. a sin and a judgment/divine punishment**

- 1 Exists
- 2 May exist
- 3 Does not exist
- 9 DK

		1	2	3	9
<b>total</b>		<b>59.9</b>	<b>23.5</b>	<b>11.0</b>	<b>5.6</b>
<b>gender</b>	<b>Male</b>	<b>56.0</b>	<b>26.2</b>	<b>13.3</b>	<b>4.4</b>
	<b>Female</b>	<b>62.9</b>	<b>21.5</b>	<b>9.2</b>	<b>6.5</b>
<b>Age</b>	<b>20-24yrs</b>	<b>50.5</b>	<b>34.0</b>	<b>10.3</b>	<b>5.2</b>
	<b>25-29yrs</b>	<b>61.2</b>	<b>21.4</b>	<b>13.6</b>	<b>3.9</b>
	<b>30-34yrs</b>	<b>56.8</b>	<b>26.5</b>	<b>13.6</b>	<b>3.0</b>
	<b>35-39yrs</b>	<b>62.5</b>	<b>25.0</b>	<b>6.3</b>	<b>6.3</b>
	<b>40-44yrs</b>	<b>60.4</b>	<b>22.1</b>	<b>10.1</b>	<b>7.4</b>
	<b>45-49yrs</b>	<b>56.2</b>	<b>22.3</b>	<b>15.7</b>	<b>5.8</b>
	<b>50-54yrs</b>	<b>60.9</b>	<b>18.4</b>	<b>6.9</b>	<b>13.8</b>
	<b>55-59yrs</b>	<b>62.5</b>	<b>19.6</b>	<b>12.5</b>	<b>5.4</b>
	<b>60-64yrs</b>	<b>56.4</b>	<b>25.6</b>	<b>15.4</b>	<b>2.6</b>
	<b>65-69yrs</b>	<b>75.0</b>	<b>15.0</b>	<b>10.0</b>	<b>-</b>
	<b>70yrs-</b>	<b>67.9</b>	<b>20.8</b>	<b>9.4</b>	<b>1.9</b>
<b>Race</b>	<b>Chinese</b>	<b>53.8</b>	<b>26.5</b>	<b>13.5</b>	<b>6.2</b>
	<b>Malay</b>	<b>86.4</b>	<b>9.6</b>	<b>0.8</b>	<b>3.2</b>
	<b>Indian</b>	<b>69.6</b>	<b>20.7</b>	<b>6.5</b>	<b>3.3</b>
	<b>Others</b>	<b>81.5</b>	<b>11.1</b>	<b>-</b>	<b>7.4</b>



Q.12 [SHOW CARD 8] By using the scale of 1 to 7, where '7' is "very important," and '1' is "not important at all," can you tell me how important each of the following is to you?

		Not Important <u>at all</u>			Very Important			<u>Other</u>	<u>DK/NA</u>	
		1	2	3	4	5	6	7	8	9
<b>a. Your immediate family members</b>										
such as spouse and children, if you have any										
		1	2	3	4	5	6	7	8	9
<b>total</b>		0.5	0.2	0.3	0.8	1.8	7.4	85.3	0.3	3.4
<b>gender</b>	<b>Male</b>	0.4	0.2	0.2	0.9	2.2	8.0	84.0	0.2	3.8
	<b>Female</b>	0.5	0.2	0.3	0.7	1.5	7.0	86.4	0.3	3.1
<b>Age</b>	<b>20-24yrs</b>	1.0	-	1.0	2.1	2.1	9.3	72.2	-	12.4
	<b>25-29yrs</b>	-	-	-	-	4.9	9.7	75.7	-	9.7
	<b>30-34yrs</b>	-	-	-	2.3	-	5.3	89.4	0.8	2.3
	<b>35-39yrs</b>	1.3	-	0.6	0.6	1.3	7.5	87.5	-	1.3
	<b>40-44yrs</b>	-	-	-	-	0.7	10.1	86.6	0.7	2.0
	<b>45-49yrs</b>	0.8	-	-	-	1.7	5.0	91.7	-	0.8
	<b>50-54yrs</b>	-	1.1	-	-	2.3	3.4	89.7	1.1	2.3
	<b>55-59yrs</b>	1.8	-	-	1.8	-	3.6	92.9	-	-
	<b>60-64yrs</b>	-	-	2.6	2.6	2.6	12.8	76.9	-	2.6
	<b>65-69yrs</b>	-	-	-	-	2.5	5.0	92.5	-	-
	<b>70yrs-</b>	-	1.9	-	-	5.7	11.3	79.2	-	1.9
<b>Race</b>	<b>Chinese</b>	0.4	0.3	0.4	0.8	1.9	8.2	83.6	0.4	4.2
	<b>Malay</b>	0.8	-	-	0.8	1.6	4.0	92.0	-	0.8
	<b>Indian</b>	1.1	-	-	1.1	1.1	6.5	89.1	-	1.1
	<b>Others</b>	-	-	-	-	3.7	3.7	92.6	-	-

**Q.12 [SHOW CARD 8]** By using the scale of 1 to 7, where '7' is "very important," and '1' is "not important at all," can you tell me how important each of the following is to you?

		Not Important <u>at all</u>			Very Important			<u>Other</u>	<u>DK/NA</u>	
b. Career and job		1	2	3	4	5	6	7	8	9
		1	2	3	4	5	6	7	8	9
total		3.4	2.6	2.1	7.2	12.2	21.3	47.9	0.1	3.2
gender	Male	1.1	1.8	0.9	3.6	10.9	22.7	57.6	-	1.6
	Female	5.1	3.2	3.1	10.1	13.1	20.3	40.5	0.2	4.4
Age	20-24yrs	-	-	1.0	1.0	15.5	29.9	49.5	-	3.1
	25-29yrs	-	-	1.9	8.7	17.5	20.4	48.5	-	2.9
	30-34yrs	0.8	0.8	3.0	6.1	9.8	24.2	51.5	-	3.8
	35-39yrs	1.9	2.5	1.3	10.0	15.6	22.5	45.0	-	1.3
	40-44yrs	0.7	0.7	2.0	6.0	8.7	23.5	57.0	-	1.3
	45-49yrs	1.7	1.7	0.8	4.1	16.5	22.3	49.6	-	3.3
	50-54yrs	3.4	2.3	2.3	10.3	10.3	18.4	51.7	-	1.1
	55-59yrs	5.4	3.6	1.8	8.9	10.7	17.9	44.6	-	7.1
	60-64yrs	17.9	5.1	5.1	15.4	5.1	23.1	25.6	-	2.6
	65-69yrs	10.0	7.5	2.5	5.0	7.5	7.5	45.0	-	15.0
70yrs-	20.8	18.9	5.7	9.4	3.8	5.7	30.2	1.9	3.8	
Race	Chinese	3.5	3.2	2.8	7.7	13.1	21.9	44.5	0.1	3.2
	Malay	2.4	0.8	-	5.6	8.0	20.8	56.8	-	5.6
	Indian	4.3	1.1	-	3.3	10.9	14.1	65.2	-	1.1
	Others	-	-	-	14.8	7.4	29.6	48.1	-	-

Q.12 [SHOW CARD 8] By using the scale of 1 to 7, where '7' is "very important," and '1' is "not important at all," can you tell me how important each of the following is to you?

		Not Important at all			Very Important			Other	DK/NA	
c. Free time and relaxatio		1	2	3	4	5	6	7	8	9
		1	2	3	4	5	6	7	8	9
	total	0.4	0.7	2.6	8.2	18.7	28.4	40.8	0.1	0.2
gender	Male	0.9	0.9	1.8	9.1	19.3	25.3	42.7	-	-
	Female	-	0.5	3.2	7.5	18.2	30.7	39.4	0.2	0.3
Age	20-24yrs	1.0	2.1	2.1	7.2	21.6	21.6	44.3	-	-
	25-29yrs	-	1.9	1.0	9.7	21.4	29.1	35.9	1.0	-
	30-34yrs	-	-	3.0	7.6	20.5	31.8	37.1	-	-
	35-39yrs	-	-	5.6	8.1	19.4	30.0	36.9	-	-
	40-44yrs	-	1.3	1.3	10.1	14.8	27.5	44.3	-	0.7
	45-49yrs	-	-	2.5	5.8	20.7	31.4	38.8	-	0.8
	50-54yrs	3.4	1.1	2.3	11.5	17.2	23.0	41.4	-	-
	55-59yrs	-	-	3.6	8.9	12.5	28.6	46.4	-	-
	60-64yrs	-	-	-	7.7	23.1	35.9	33.3	-	-
	65-69yrs	-	-	2.5	2.5	15.0	20.0	60.0	-	-
70yrs-	-	-	1.9	7.5	17.0	30.2	43.4	-	-	
Race	Chinese	0.4	0.6	3.2	8.6	19.2	28.4	39.5	-	0.3
	Malay	0.8	-	0.8	5.6	19.2	28.0	44.8	0.8	-
	Indian	-	1.1	1.1	10.9	14.1	27.2	45.7	-	-
	Others	-	3.7	-	-	18.5	33.3	44.4	-	-

**Q.12 [SHOW CARD 8]** By using the scale of 1 to 7, where '7' is "very important," and '1' is "not important at all," can you tell me how important each of the following is to you?

		Not Important <u>at all</u>			Very <u>Important</u>		<u>Other</u>	<u>DK/NA</u>		
d.Friends and people you know		1	2	3	4	5	6	7	8	9
		1	2	3	4	5	6	7	8	9
	<b>total</b>	0.6	1.2	2.3	8.3	18.5	28.2	40.8	0.1	0.1
<b>gender</b>	Male	0.2	0.9	2.2	8.9	18.0	29.3	40.2	0.2	-
	Female	0.9	1.4	2.4	7.8	18.9	27.3	41.2	-	0.2
<b>Age</b>	20-24yrs	-	-	4.1	7.2	16.5	34.0	38.1	-	-
	25-29yrs	-	2.9	1.0	7.8	22.3	33.0	33.0	-	-
	30-34yrs	0.8	-	3.0	9.1	22.7	33.3	31.1	-	-
	35-39yrs	-	1.3	1.9	13.1	15.6	29.4	38.8	-	-
	40-44yrs	0.7	0.7	2.7	7.4	17.4	28.2	43.0	-	-
	45-49yrs	0.8	1.7	2.5	9.1	16.5	28.1	41.3	-	-
	50-54yrs	1.1	2.3	1.1	8.0	18.4	24.1	42.5	1.1	1.1
	55-59yrs	-	-	1.8	5.4	16.1	19.6	57.1	-	-
	60-64yrs	-	5.1	-	7.7	25.6	15.4	46.2	-	-
	65-69yrs	2.5	-	2.5	2.5	12.5	22.5	57.5	-	-
	70yrs-	1.9	-	3.8	3.8	22.6	20.8	47.2	-	-
<b>Race</b>	Chinese	0.5	1.4	2.8	9.5	19.7	27.7	38.2	0.1	0.1
	Malay	0.8	0.8	-	3.2	15.2	32.0	48.0	-	-
	Indian	1.1	-	1.1	7.6	14.1	23.9	52.2	-	-
	Others	-	-	3.7	-	14.8	37.0	44.4	-	-

Q.12 [SHOW CARD 8] By using the scale of 1 to 7, where '7' is "very important," and '1' is "not important at all," can you tell me how important each of the following is to you?

		Not Important			Very Important		Other	DK/NA		
		<u>at all</u>			<u>Important</u>					
e. Parents, brothers, sisters, and other relatives		1	2	3	4	5	6	7	8	9
		1	2	3	4	5	6	7	8	9
	<b>total</b>	0.1	0.6	0.6	1.4	8.3	16.4	72.5	0.1	-
<b>gender</b>	Male	-	0.9	0.4	1.1	7.1	18.2	72.2	-	-
	Female	0.2	0.3	0.7	1.7	9.2	15.0	72.7	0.2	-
<b>Age</b>	20-24yrs	-	-	1.0	-	9.3	12.4	77.3	-	-
	25-29yrs	-	-	-	1.9	4.9	15.5	77.7	-	-
	30-34yrs	-	-	-	3.0	8.3	16.7	72.0	-	-
	35-39yrs	-	-	1.9	1.9	6.3	21.3	68.8	-	-
	40-44yrs	-	0.7	-	1.3	5.4	20.1	72.5	-	-
	45-49yrs	-	-	-	2.5	6.6	18.2	72.7	-	-
	50-54yrs	-	2.3	-	-	9.2	10.3	78.2	-	-
	55-59yrs	-	-	-	-	8.9	14.3	76.8	-	-
	60-64yrs	-	5.1	2.6	2.6	17.9	10.3	59.0	2.6	-
	65-69yrs	2.5	-	-	-	7.5	15.0	75.0	-	-
	70yrs-	-	1.9	1.9	-	22.6	13.2	60.4	-	-
<b>Race</b>	Chinese	0.1	0.6	0.6	1.6	9.7	17.8	69.5	-	-
	Malay	-	-	-	0.8	3.2	12.8	83.2	-	-
	Indian	-	1.1	1.1	1.1	5.4	12.0	78.3	1.1	-
	Others	-	-	-	-	-	7.4	92.6	-	-

Q.12 [SHOW CARD 8] By using the scale of 1 to 7, where '7' is "very important," and '1' is "not important at all," can you tell me how important each of the following is to you?

f. Religion		Not							Other	DK/NA
		Important								
		at all								
		1	2	3	4	5	6	7	8	9
total		4.7	4.9	4.6	12.9	14.6	17.4	40.1	0.1	0.7
gender	Male	5.3	5.8	4.2	14.7	15.3	15.6	38.0	0.2	0.9
	Female	4.3	4.3	4.9	11.6	14.0	18.7	41.7	-	0.5
Age	20-24yrs	1.0	12.4	4.1	14.4	19.6	11.3	36.1	-	1.0
	25-29yrs	11.7	5.8	4.9	16.5	8.7	12.6	39.8	-	-
	30-34yrs	8.3	2.3	3.8	15.2	21.2	18.2	29.5	-	1.5
	35-39yrs	3.8	3.8	5.0	11.9	13.1	21.9	40.0	-	0.6
	40-44yrs	1.3	2.0	5.4	13.4	14.1	24.8	36.9	0.7	1.3
	45-49yrs	5.0	5.8	5.0	10.7	12.4	16.5	43.8	-	0.8
	50-54yrs	3.4	2.3	5.7	11.5	12.6	16.1	48.3	-	-
	55-59yrs	3.6	5.4	5.4	8.9	14.3	8.9	53.6	-	-
	60-64yrs	2.6	5.1	7.7	15.4	7.7	17.9	43.6	-	-
	65-69yrs	7.5	5.0	2.5	7.5	20.0	20.0	37.5	-	-
70yrs-	3.8	9.4	-	13.2	15.1	11.3	47.2	-	-	
Race	Chinese	5.9	6.3	5.7	15.6	17.9	18.4	29.3	0.1	0.8
	Malay	-	-	-	0.8	2.4	12.0	84.0	-	0.8
	Indian	2.2	1.1	2.2	7.6	6.5	14.1	66.3	-	-
	Others	-	-	3.7	7.4	-	22.2	66.7	-	-

Q.12 [SHOW CARD 8] By using the scale of 1 to 7, where '7' is "very important," and '1' is "not important at all," can you tell me how important each of the following is to you?

		Not Important at all					Very Important		Other	DK/NA
		1	2	3	4	5	6	7	8	9
g. Politics										
		1	2	3	4	5	6	7	8	9
	total	12.7	14.0	12.9	22.2	17.8	9.5	9.3	0.1	1.5
gender	Male	10.9	13.1	15.1	24.0	18.0	8.4	8.7	0.2	1.6
	Female	14.1	14.7	11.2	20.8	17.7	10.2	9.7	-	1.5
Age	20-24yrs	7.2	9.3	17.5	23.7	25.8	11.3	4.1	-	1.0
	25-29yrs	9.7	12.6	13.6	26.2	18.4	7.8	10.7	-	1.0
	30-34yrs	11.4	12.9	17.4	22.7	22.7	6.1	6.1	-	0.8
	35-39yrs	13.1	8.1	9.4	28.8	18.1	11.3	10.0	-	1.3
	40-44yrs	9.4	12.8	10.7	20.1	20.8	12.1	12.8	-	1.3
	45-49yrs	8.3	16.5	12.4	26.4	10.7	11.6	11.6	0.8	1.7
	50-54yrs	13.8	16.1	10.3	17.2	21.8	12.6	5.7	-	2.3
	55-59yrs	17.9	21.4	7.1	19.6	16.1	3.6	10.7	-	3.6
	60-64yrs	20.5	15.4	23.1	17.9	5.1	10.3	7.7	-	-
	65-69yrs	25.0	25.0	17.5	7.5	10.0	2.5	10.0	-	2.5
	70yrs-	28.3	22.6	9.4	11.3	7.5	5.7	11.3	-	3.8
Race	Chinese	14.0	14.4	13.0	20.9	18.0	9.5	8.4	0.1	1.6
	Malay	5.6	12.0	13.6	24.0	19.2	12.8	12.0	-	0.8
	Indian	15.2	13.0	10.9	25.0	15.2	4.3	14.1	-	2.2
	Others	-	14.8	14.8	40.7	14.8	11.1	3.7	-	-

**Q.13 [SHOW CARD 9]** All things considered, how satisfied are you with your family life—the time you spend and the things you do with members of your family? Just call off the number which comes closest to your feelings.

- 1 Completely satisfied
- 2 Somewhat satisfied
- 3 Neither satisfied nor dissatisfied (neutral)
- 4 Somewhat dissatisfied
- 5 Completely dissatisfied
- 8 Other (Please specify: \_\_\_\_\_)
- 9 DK

		1	2	3	4	5	8	9
<b>total</b>		42.7	47.9	6.1	2.7	0.6	-	-
<b>gender</b>	<b>Male</b>	43.1	46.7	6.4	3.1	0.7	-	-
	<b>Female</b>	42.4	48.9	5.8	2.4	0.5	-	-
<b>Age</b>	<b>20-24yrs</b>	28.9	52.6	13.4	4.1	1.0	-	-
	<b>25-29yrs</b>	38.8	48.5	8.7	2.9	1.0	-	-
	<b>30-34yrs</b>	36.4	54.5	7.6	1.5	-	-	-
	<b>35-39yrs</b>	41.9	48.8	6.9	2.5	-	-	-
	<b>40-44yrs</b>	36.2	57.0	4.7	1.3	0.7	-	-
	<b>45-49yrs</b>	49.6	43.8	3.3	3.3	-	-	-
	<b>50-54yrs</b>	46.0	47.1	2.3	3.4	1.1	-	-
	<b>55-59yrs</b>	60.7	30.4	5.4	-	3.6	-	-
	<b>60-64yrs</b>	56.4	41.0	-	2.6	-	-	-
	<b>65-69yrs</b>	60.0	32.5	5.0	2.5	-	-	-
	<b>70yrs-</b>	49.1	39.6	3.8	7.5	-	-	-
<b>Race</b>	<b>Chinese</b>	40.4	49.9	6.3	2.8	0.6	-	-
	<b>Malay</b>	48.0	43.2	5.6	2.4	0.8	-	-
	<b>Indian</b>	55.4	42.4	2.2	-	-	-	-
	<b>Others</b>	44.4	29.6	14.8	11.1	-	-	-



**Q.14 [SHOW CARD 10]** Now I want to ask about your life as a whole. How satisfied are you with your life as a whole these days? Which letter on this card comes closest to your feelings?

- 1 Completely satisfied
- 2 Somewhat satisfied
- 3 Neither satisfied nor dissatisfied (neutral)
- 4 Somewhat dissatisfied
- 5 Completely dissatisfied
- 8 Other (Please specify: \_\_\_\_\_)
- 9 DK

		1	2	3	4	5	8	9
<b>total</b>		34.7	53.6	6.4	4.2	1.0	-	0.1
<b>gender</b>	<b>Male</b>	33.6	52.9	7.3	5.3	0.7	-	0.2
	<b>Female</b>	35.6	54.2	5.6	3.4	1.2	-	-
<b>Age</b>	<b>20-24yrs</b>	22.7	60.8	10.3	6.2	-	-	-
	<b>25-29yrs</b>	28.2	60.2	5.8	4.9	1.0	-	-
	<b>30-34yrs</b>	28.0	59.8	9.8	2.3	-	-	-
	<b>35-39yrs</b>	29.4	59.4	6.3	3.8	1.3	-	-
	<b>40-44yrs</b>	32.2	57.7	5.4	4.0	0.7	-	-
	<b>45-49yrs</b>	33.1	52.9	5.8	6.6	0.8	-	0.8
	<b>50-54yrs</b>	44.8	46.0	3.4	2.3	3.4	-	-
	<b>55-59yrs</b>	55.4	32.1	8.9	3.6	-	-	-
	<b>60-64yrs</b>	53.8	41.0	-	5.1	-	-	-
	<b>65-69yrs</b>	55.0	35.0	7.5	2.5	-	-	-
	<b>70yrs-</b>	45.3	43.4	1.9	5.7	3.8	-	-
<b>Race</b>	<b>Chinese</b>	33.2	54.6	6.6	4.4	1.3	-	-
	<b>Malay</b>	38.4	50.4	7.2	3.2	-	-	0.8
	<b>Indian</b>	41.3	54.3	3.3	1.1	-	-	-
	<b>Others</b>	40.7	37.0	7.4	14.8	-	-	-

Q.15 [SHOW CARD 11] If you look at successful people in society today, which do you think has played the largest part in their success, their ability and effort, luck and chance, or personal relationships through kindred, countrymen/countrywomen, and alumni/alumnae?

- 1 Ability and effort
- 2 Luck and chance
- 3 Personal relationships through kindred, countrymen/countrywomen, and alumni/alumnae
- 8 Other (Please specify: \_\_\_\_\_)
- 9 DK

		1	2	3	8	9
<b>total</b>		67.1	15.4	10.4	4.5	2.5
<b>gender</b>	Male	66.9	14.2	11.3	5.6	2.0
	Female	67.3	16.4	9.7	3.7	2.9
<b>Age</b>	20-24yrs	76.3	10.3	7.2	4.1	2.1
	25-29yrs	68.0	15.5	10.7	4.9	1.0
	30-34yrs	65.2	18.2	12.9	3.0	0.8
	35-39yrs	60.0	18.1	11.9	8.1	1.9
	40-44yrs	69.1	13.4	8.7	6.0	2.7
	45-49yrs	64.5	17.4	10.7	5.0	2.5
	50-54yrs	64.4	19.5	10.3	4.6	1.1
	55-59yrs	71.4	14.3	10.7	-	3.6
	60-64yrs	74.4	15.4	7.7	-	2.6
	65-69yrs	82.5	7.5	5.0	-	5.0
	70yrs-	58.5	11.3	15.1	3.8	11.3
<b>Race</b>	Chinese	64.1	16.1	11.3	5.3	3.2
	Malay	76.0	15.2	5.6	2.4	0.8
	Indian	79.3	9.8	8.7	2.2	-
	Others	74.1	14.8	11.1	-	-

Q.16 Some people say that with the development of science and technology, life becomes more convenient, but at the same time a lot of human feeling is lost. Do you agree with this opinion, or do you disagree?

- 1 Agree
- 2 Disagree
- 3 Undecided/it depends
- 8 Other (Please specify: \_\_\_\_\_)
- 9 DK

		1	2	3	8	9
<b>total</b>		75.5	13.7	7.8	-	3.0
<b>gender</b>	Male	77.8	12.4	7.6	-	2.2
	Female	73.8	14.7	8.0	-	3.6
<b>Age</b>	20-24yrs	71.1	18.6	9.3	-	1.0
	25-29yrs	68.9	21.4	9.7	-	-
	30-34yrs	79.5	8.3	10.6	-	1.5
	35-39yrs	76.9	13.1	8.1	-	1.9
	40-44yrs	77.9	15.4	5.4	-	1.3
	45-49yrs	75.2	11.6	8.3	-	5.0
	50-54yrs	83.9	6.9	4.6	-	4.6
	55-59yrs	75.0	16.1	3.6	-	5.4
	60-64yrs	71.8	17.9	7.7	-	2.6
	65-69yrs	80.0	7.5	2.5	-	10.0
	70yrs-	62.3	15.1	13.2	-	9.4
<b>Race</b>	Chinese	75.5	14.2	7.7	-	2.5
	Malay	72.0	12.0	10.4	-	5.6
	Indian	80.4	12.0	4.3	-	3.3
	Others	74.1	11.1	11.1	-	3.7

**Q.17** Some people say that if we get outstanding political leaders, the best way to improve the country is for the people to leave everything to them, rather than for the people to discuss things among themselves. Do you agree with this, or disagree?

- 1 Agree
- 2 Disagree
- 3 Undecided/it depends
- 8 Other (Please specify: \_\_\_\_\_)
- 9 DK

		1	2	3	8	9
<b>total</b>		36.5	45.2	13.9	-	4.4
<b>gender</b>	Male	35.3	49.1	14.0	-	1.6
	Female	37.3	42.2	13.8	-	6.6
<b>Age</b>	20-24yrs	26.8	54.6	17.5	-	1.0
	25-29yrs	28.2	62.1	8.7	-	1.0
	30-34yrs	41.7	36.4	20.5	-	1.5
	35-39yrs	34.4	48.8	12.5	-	4.4
	40-44yrs	46.3	43.0	8.1	-	2.7
	45-49yrs	36.4	47.9	13.2	-	2.5
	50-54yrs	37.9	41.4	13.8	-	6.9
	55-59yrs	32.1	46.4	19.6	-	1.8
	60-64yrs	41.0	38.5	17.9	-	2.6
	65-69yrs	37.5	30.0	15.0	-	17.5
	70yrs-	34.0	28.3	13.2	-	24.5
<b>Race</b>	Chinese	35.9	44.8	14.8	-	4.5
	Malay	40.0	46.4	9.6	-	4.0
	Indian	39.1	45.7	13.0	-	2.2
	Others	25.9	51.9	11.1	-	11.1

**Q.18** Some people say that no matter how mechanized and how advanced information technology the world gets, nothing can reduce the richness of human feelings or one's humanity. Do you agree with this opinion or disagree?

- 1 Agree (reduce)
- 2 Disagree (not reduce)
- 3 Cannot say one way or another
- 8 Other (Please specify: \_\_\_\_\_)
- 9 DK

		1	2	3	8	9
<b>total</b>		72.2	15.2	8.3	-	4.2
<b>gender</b>	Male	73.3	15.8	8.2	-	2.7
	Female	71.4	14.8	8.3	-	5.5
<b>Age</b>	20-24yrs	72.2	16.5	9.3	-	2.1
	25-29yrs	64.1	19.4	12.6	-	3.9
	30-34yrs	74.2	9.8	12.1	-	3.8
	35-39yrs	71.9	18.8	6.9	-	2.5
	40-44yrs	67.8	20.8	10.1	-	1.3
	45-49yrs	71.9	11.6	9.9	-	6.6
	50-54yrs	78.2	12.6	3.4	-	5.7
	55-59yrs	87.5	7.1	-	-	5.4
	60-64yrs	76.9	15.4	7.7	-	-
	65-69yrs	75.0	10.0	7.5	-	7.5
	70yrs-	66.0	17.0	1.9	-	15.1
<b>Race</b>	Chinese	71.6	15.6	8.6	-	4.2
	Malay	73.6	14.4	7.2	-	4.8
	Indian	76.1	12.0	8.7	-	3.3
	Others	70.4	18.5	3.7	-	7.4

**Q.19 Do you agree with the following statement? "Home is the only place where I can relax and feel good."**

- 1 Yes, home is the only place where I can relax and feel good.
- 2 No
- 8 Other (Please specify: \_\_\_\_\_)
- 9 DK

		1	2	8	9
<b>total</b>		85.6	13.5	0.3	0.6
<b>gender</b>	<b>Male</b>	80.0	18.9	0.2	0.9
	<b>Female</b>	89.9	9.4	0.3	0.3
<b>Age</b>	<b>20-24yrs</b>	71.1	27.8	-	1.0
	<b>25-29yrs</b>	72.8	26.2	-	1.0
	<b>30-34yrs</b>	83.3	14.4	0.8	1.5
	<b>35-39yrs</b>	82.5	17.5	-	-
	<b>40-44yrs</b>	88.6	10.1	-	1.3
	<b>45-49yrs</b>	90.9	8.3	0.8	-
	<b>50-54yrs</b>	92.0	8.0	-	-
	<b>55-59yrs</b>	94.6	5.4	-	-
	<b>60-64yrs</b>	92.3	5.1	2.6	-
	<b>65-69yrs</b>	97.5	2.5	-	-
	<b>70yrs-</b>	98.1	1.9	-	-
<b>Race</b>	<b>Chinese</b>	86.0	13.0	0.3	0.8
	<b>Malay</b>	86.4	13.6	-	-
	<b>Indian</b>	83.7	15.2	1.1	-
	<b>Others</b>	77.8	22.2	-	-

**Q.20 [SHOW CARD 12] Which of the statements on this card comes closest to your own opinion about marriage? Just call off the letter, please.**

- 1 Marriage is permanent
- 2 Marriage may be broken only under serious circumstances
- 3 Marriage can be broken by simple agreement of the two partners
- 8 Other (Please specify: \_\_\_\_\_)
- 9 DK

		1	2	3	8	9
<b>total</b>		57.6	31.5	5.6	0.8	4.5
<b>gender</b>	Male	59.1	29.6	5.8	0.9	4.7
	Female	56.4	33.0	5.5	0.7	4.4
<b>Age</b>	20-24yrs	38.1	52.6	3.1	1.0	5.2
	25-29yrs	52.4	33.0	11.7	1.0	1.9
	30-34yrs	50.8	38.6	8.3	-	2.3
	35-39yrs	60.6	30.0	5.0	0.6	3.8
	40-44yrs	55.0	32.9	4.7	0.7	6.7
	45-49yrs	60.3	24.8	8.3	0.8	5.8
	50-54yrs	57.5	31.0	4.6	2.3	4.6
	55-59yrs	71.4	21.4	3.6	-	3.6
	60-64yrs	82.1	12.8	-	-	5.1
	65-69yrs	75.0	17.5	-	-	7.5
	70yrs-	66.0	24.5	1.9	1.9	5.7
<b>Race</b>	Chinese	53.5	34.9	5.5	0.6	5.4
	Malay	69.6	20.8	5.6	1.6	2.4
	Indian	76.1	17.4	5.4	-	1.1
	Others	59.3	29.6	7.4	3.7	-

Q.21 [SHOW CARD 13] Here are three opinions about man and nature on the card. Which one of these do you think is closest to the truth?

- 1 In order to be happy, we must follow nature
- 2 In order to be happy, we must make use of nature
- 3 In order to be happy, we must conquer nature
- 8 Other (Please specify: \_\_\_\_\_)
- 9 DK

		1	2	3	8	9
total		49.7	33.6	4.4	1.3	11.1
gender	Male	46.4	37.3	4.9	1.1	10.2
	Female	52.1	30.7	4.1	1.4	11.8
Age	20-24yrs	42.3	47.4	2.1	-	8.2
	25-29yrs	51.5	37.9	4.9	1.9	3.9
	30-34yrs	47.0	40.9	3.8	0.8	7.6
	35-39yrs	49.4	33.8	4.4	2.5	10.0
	40-44yrs	45.6	36.2	8.1	2.0	8.1
	45-49yrs	47.1	33.9	3.3	1.7	14.0
	50-54yrs	52.9	31.0	5.7	1.1	9.2
	55-59yrs	60.7	21.4	1.8	-	16.1
	60-64yrs	64.1	17.9	2.6	-	15.4
	65-69yrs	52.5	15.0	2.5	-	30.0
	70yrs-	54.7	15.1	5.7	-	24.5
Race	Chinese	48.3	33.5	5.0	1.3	11.9
	Malay	52.0	35.2	3.2	1.6	8.0
	Indian	58.7	31.5	1.1	-	8.7
	Others	48.1	33.3	3.7	3.7	11.1



Q.22 **[SHOW CARD 14]** Please choose from among the following statements the one with which you agree most.

- 1 If individuals are made happy, then and only then will the country as a whole improve.
- 2 If the country as a whole improves, then and only then can individuals be made happy.
- 3 Improving the country and making individuals happy are the same thing.
- 8 Other (Please specify: \_\_\_\_\_)
- 9 DK

		1	2	3	8	9
total		25.9	33.5	32.6	0.1	7.9
gender	Male	28.9	34.0	32.9	–	4.2
	Female	23.7	33.0	32.4	0.2	10.7
Age	20–24yrs	32.0	34.0	28.9	–	5.2
	25–29yrs	20.4	30.1	45.6	–	3.9
	30–34yrs	28.8	30.3	36.4	–	4.5
	35–39yrs	30.0	31.9	33.1	0.6	4.4
	40–44yrs	26.8	36.2	29.5	–	7.4
	45–49yrs	22.3	33.9	32.2	–	11.6
	50–54yrs	24.1	43.7	26.4	–	5.7
	55–59yrs	28.6	17.9	39.3	–	14.3
	60–64yrs	20.5	30.8	33.3	–	15.4
	65–69yrs	15.0	45.0	20.0	–	20.0
	70yrs–	24.5	35.8	24.5	–	15.1
Race	Chinese	24.5	33.5	33.3	0.1	8.6
	Malay	25.6	32.0	35.2	–	7.2
	Indian	37.0	35.9	25.0	–	2.2
	Others	33.3	29.6	25.9	–	11.1

**Q.23 [SHOW CARD 15]** If you were asked to choose the two most important items listed on the card, which two would you choose? (Select two)

**a. Love and respect for parents**

1 Selected

(0 Not Selected)

(99 missing)

		1	0	99
<b>total</b>		90.3	9.0	0.8
<b>gender</b>	<b>Male</b>	89.3	9.8	0.9
	<b>Female</b>	91.0	8.3	0.7
<b>Age</b>	<b>20-24yrs</b>	86.6	13.4	-
	<b>25-29yrs</b>	84.5	15.5	-
	<b>30-34yrs</b>	89.4	10.6	-
	<b>35-39yrs</b>	88.8	10.6	0.6
	<b>40-44yrs</b>	94.0	5.4	0.7
	<b>45-49yrs</b>	92.6	5.0	2.5
	<b>50-54yrs</b>	94.3	4.6	1.1
	<b>55-59yrs</b>	91.1	8.9	-
	<b>60-64yrs</b>	89.7	5.1	5.1
	<b>65-69yrs</b>	97.5	2.5	-
	<b>70yrs-</b>	86.8	13.2	-
<b>Race</b>	<b>Chinese</b>	88.5	10.5	1.0
	<b>Malay</b>	96.0	4.0	-
	<b>Indian</b>	94.6	5.4	-
	<b>Others</b>	100.0	-	-

**Q.23 [SHOW CARD 15]** If you were asked to choose the two most important items listed on the card, which two would you choose? (Select two)

**b. Repaying people who have helped you in the past**

**1 Selected**

**(0 Not Selected)**

**(99 missing)**

		<b>1</b>	<b>0</b>	<b>99</b>
<b>total</b>		<b>53.6</b>	<b>45.6</b>	<b>0.8</b>
<b>gender</b>	<b>Male</b>	<b>51.3</b>	<b>47.8</b>	<b>0.9</b>
	<b>Female</b>	<b>55.4</b>	<b>44.0</b>	<b>0.7</b>
<b>Age</b>	<b>20-24yrs</b>	<b>50.5</b>	<b>49.5</b>	<b>-</b>
	<b>25-29yrs</b>	<b>43.7</b>	<b>56.3</b>	<b>-</b>
	<b>30-34yrs</b>	<b>47.0</b>	<b>53.0</b>	<b>-</b>
	<b>35-39yrs</b>	<b>46.3</b>	<b>53.1</b>	<b>0.6</b>
	<b>40-44yrs</b>	<b>47.7</b>	<b>51.7</b>	<b>0.7</b>
	<b>45-49yrs</b>	<b>54.5</b>	<b>43.0</b>	<b>2.5</b>
	<b>50-54yrs</b>	<b>65.5</b>	<b>33.3</b>	<b>1.1</b>
	<b>55-59yrs</b>	<b>73.2</b>	<b>26.8</b>	<b>-</b>
	<b>60-64yrs</b>	<b>64.1</b>	<b>30.8</b>	<b>5.1</b>
	<b>65-69yrs</b>	<b>65.0</b>	<b>35.0</b>	<b>-</b>
	<b>70yrs-</b>	<b>75.5</b>	<b>24.5</b>	<b>-</b>
<b>Race</b>	<b>Chinese</b>	<b>55.2</b>	<b>43.8</b>	<b>1.0</b>
	<b>Malay</b>	<b>44.0</b>	<b>56.0</b>	<b>-</b>
	<b>Indian</b>	<b>54.3</b>	<b>45.7</b>	<b>-</b>
	<b>Others</b>	<b>48.1</b>	<b>51.9</b>	<b>-</b>

**Q.23 [SHOW CARD 15]** If you were asked to choose the two most important items listed on the card, which two would you choose? (Select two)

**c. Respect for the rights of the individual**

1 Selected

(0 Not Selected)

(99 missing)

		1	0	99
<b>total</b>		32.8	66.4	0.8
<b>gender</b>	<b>Male</b>	35.3	63.8	0.9
	<b>Female</b>	30.8	68.5	0.7
<b>Age</b>	<b>20-24yrs</b>	39.2	60.8	-
	<b>25-29yrs</b>	43.7	56.3	-
	<b>30-34yrs</b>	38.6	61.4	-
	<b>35-39yrs</b>	36.3	63.1	0.6
	<b>40-44yrs</b>	39.6	59.7	0.7
	<b>45-49yrs</b>	29.8	67.8	2.5
	<b>50-54yrs</b>	23.0	75.9	1.1
	<b>55-59yrs</b>	26.8	73.2	-
	<b>60-64yrs</b>	12.8	82.1	5.1
	<b>65-69yrs</b>	12.5	87.5	-
	<b>70yrs-</b>	15.1	84.9	-
<b>Race</b>	<b>Chinese</b>	31.5	67.5	1.0
	<b>Malay</b>	40.0	60.0	-
	<b>Indian</b>	32.6	67.4	-
	<b>Others</b>	37.0	63.0	-

**Q.23 [SHOW CARD 15]** If you were asked to choose the two most important items listed on the card, which two would you choose? (Select two)

**d. Respect for the freedom of the individual**

1 Selected

(0 Not Selected)

(99 missing)

		1	0	99
<b>total</b>		21.2	78.0	0.8
<b>gender</b>	<b>Male</b>	21.1	78.0	0.9
	<b>Female</b>	21.3	78.0	0.7
<b>Age</b>	<b>20-24yrs</b>	22.7	77.3	-
	<b>25-29yrs</b>	27.2	72.8	-
	<b>30-34yrs</b>	25.0	75.0	-
	<b>35-39yrs</b>	25.0	74.4	0.6
	<b>40-44yrs</b>	16.8	82.6	0.7
	<b>45-49yrs</b>	15.7	81.8	2.5
	<b>50-54yrs</b>	19.5	79.3	1.1
	<b>55-59yrs</b>	8.9	91.1	-
	<b>60-64yrs</b>	23.1	71.8	5.1
	<b>65-69yrs</b>	25.0	75.0	-
	<b>70yrs-</b>	22.6	77.4	-
<b>Race</b>	<b>Chinese</b>	22.1	76.9	1.0
	<b>Malay</b>	20.0	80.0	-
	<b>Indian</b>	17.4	82.6	-
	<b>Others</b>	14.8	85.2	-

**Q.23 [SHOW CARD 15]** If you were asked to choose the two most important items listed on the card, which two would you choose? (Select two)

8 Other Please specify: \_\_\_\_\_ )

9 DK

		8	9
	total	0.3	0.8
Gender	Male	0.2	0.9
	Female	0.3	0.7
Age group	20-24	-	-
	25-29	-	-
	30-34	-	-
	35-39	0.6	0.6
	40-44	1.3	0.7
	45-49	-	2.5
	50-54	-	1.1
	55-59	-	-
	60-64	-	5.1
	65-69	-	-
	70 and above	-	-
Race	Chinese	0.4	1.0
	Malay	-	-
	Indian	-	-
	Others	-	-

Q.24 a. [SHOW CARD 16] Suppose that you are the president of a company. The company decides to employ one person, and then carries out an employment examination. The supervisor in charge reports to you saying, "Your relative who took the examination got the second highest grade. But I believe that either your relative or the candidate who got the highest grade would be satisfactory. What shall we do?" In such a case, which person would you employ?

- 1 One with the highest grade  
 2 Your relative  
 8 Other (Please specify: \_\_\_\_\_)  
 9 DK

		1	2	8	9
total		73.5	18.0	2.4	6.1
gender	Male	74.4	16.9	2.7	6.0
	Female	72.7	18.9	2.2	6.1
Age	20-24yrs	70.1	20.6	4.1	5.2
	25-29yrs	77.7	14.6	2.9	4.9
	30-34yrs	78.8	14.4	1.5	5.3
	35-39yrs	75.6	17.5	0.6	6.3
	40-44yrs	76.5	14.8	3.4	5.4
	45-49yrs	71.9	18.2	3.3	6.6
	50-54yrs	78.2	13.8	2.3	5.7
	55-59yrs	76.8	19.6	-	3.6
	60-64yrs	53.8	33.3	2.6	10.3
	65-69yrs	55.0	35.0	2.5	7.5
	70yrs-	64.2	20.8	3.8	11.3
Race	Chinese	71.6	18.7	2.8	6.9
	Malay	80.8	15.2	1.6	2.4
	Indian	75.0	19.6	-	5.4
	Others	88.9	7.4	3.7	-

b. [SHOW CARD 17] In the last question, we supposed that the one getting the second highest grade was your relative. Suppose that the one who got the second highest grade was the daughter or son of parents to whom you felt indebted. Which person would you employ?

- 1 One with the highest grade
- 2 Daughter or son of your benefactor
- 8 Other (Please specify: \_\_\_\_\_)
- 9 DK

		1	2	8	9
<b>total</b>		55.3	36.5	2.1	6.2
<b>gender</b>	Male	57.6	35.1	1.8	5.6
	Female	53.5	37.5	2.4	6.6
<b>Age</b>	20-24yrs	55.7	34.0	2.1	8.2
	25-29yrs	62.1	31.1	1.9	4.9
	30-34yrs	64.4	32.6	0.8	2.3
	35-39yrs	58.1	35.6	1.3	5.0
	40-44yrs	56.4	34.9	2.7	6.0
	45-49yrs	48.8	36.4	5.8	9.1
	50-54yrs	64.4	29.9	1.1	4.6
	55-59yrs	51.8	42.9	-	5.4
	60-64yrs	33.3	53.8	2.6	10.3
	65-69yrs	32.5	62.5	-	5.0
	70yrs-	43.4	39.6	3.8	13.2
<b>Race</b>	Chinese	53.2	37.8	2.5	6.4
	Malay	56.8	34.4	1.6	7.2
	Indian	63.0	32.6	-	4.3
	Others	81.5	18.5	-	-



**Q.25 [SHOW CARD 18]** Suppose you are working in a firm. Which of the following department chiefs would you prefer to work under?

- 1 A department chief who always sticks to the work rules and never demands any unreasonable work, but who, on the other hand, never does anything for you personally in matters not connected with work.
- 2 A department chief who sometimes demands extra work in spite of rules against it, but who, on the other hand, looks after you personally in matters not connected with work.
- 8 Other (Please specify: \_\_\_\_\_)
- 9 DK

		1	2	8	9
<b>total</b>		23.4	70.9	1.0	4.7
<b>gender</b>	Male	24.4	70.7	1.6	3.3
	Female	22.7	71.0	0.5	5.8
<b>Age</b>	20-24yrs	28.9	69.1	-	2.1
	25-29yrs	28.2	68.9	1.0	1.9
	30-34yrs	22.0	73.5	0.8	3.8
	35-39yrs	21.9	72.5	1.9	3.8
	40-44yrs	26.8	71.1	0.7	1.3
	45-49yrs	21.5	70.2	1.7	6.6
	50-54yrs	28.7	64.4	-	6.9
	55-59yrs	14.3	76.8	1.8	7.1
	60-64yrs	7.7	79.5	2.6	10.3
	65-69yrs	25.0	70.0	-	5.0
	70yrs-	18.9	66.0	-	15.1
<b>Race</b>	Chinese	21.9	72.3	0.9	4.9
	Malay	24.8	66.4	2.4	6.4
	Indian	30.4	68.5	-	1.1
	Others	37.0	59.3	-	3.7

**Q.26** Would you say that most of the time, people try to be helpful, or that they are mostly just looking out for themselves?

- 1 Try to be helpful
- 2 Look out for themselves
- 8 Other (Please specify: \_\_\_\_\_)
- 9 DK

		1	2	8	9
<b>total</b>		51.2	43.6	1.2	4.1
<b>gender</b>	<b>Male</b>	50.2	44.9	0.9	4.0
	<b>Female</b>	52.0	42.6	1.4	4.1
<b>Age</b>	<b>20-24yrs</b>	52.6	45.4	-	2.1
	<b>25-29yrs</b>	46.6	50.5	1.9	1.0
	<b>30-34yrs</b>	42.4	53.0	-	4.5
	<b>35-39yrs</b>	53.1	45.6	0.6	0.6
	<b>40-44yrs</b>	45.6	47.0	2.0	5.4
	<b>45-49yrs</b>	46.3	41.3	1.7	10.7
	<b>50-54yrs</b>	57.5	39.1	1.1	2.3
	<b>55-59yrs</b>	53.6	39.3	3.6	3.6
	<b>60-64yrs</b>	64.1	28.2	2.6	5.1
	<b>65-69yrs</b>	72.5	25.0	-	2.5
	<b>70yrs-</b>	62.3	30.2	-	7.5
<b>Race</b>	<b>Chinese</b>	50.3	44.0	1.5	4.2
	<b>Malay</b>	54.4	40.8	-	4.8
	<b>Indian</b>	55.4	43.5	-	1.1
	<b>Others</b>	48.1	44.4	-	7.4

Q.27 Do you think that most people would try to take advantage of you if they got the chance, or would they try to be fair?

- 1 Take advantage
- 2 Try to be fair
- 8 Other (Please specify: \_\_\_\_\_)
- 9 DK

		1	2	8	9
<b>total</b>		41.5	52.3	1.4	4.8
<b>gender</b>	Male	44.7	49.1	1.3	4.9
	Female	39.0	54.7	1.5	4.8
<b>Age</b>	20-24yrs	51.5	43.3	1.0	4.1
	25-29yrs	45.6	48.5	1.9	3.9
	30-34yrs	45.5	49.2	0.8	4.5
	35-39yrs	43.1	49.4	3.8	3.8
	40-44yrs	45.6	46.3	0.7	7.4
	45-49yrs	42.1	51.2	0.8	5.8
	50-54yrs	40.2	55.2	1.1	3.4
	55-59yrs	44.6	53.6	-	1.8
	60-64yrs	25.6	64.1	2.6	7.7
	65-69yrs	17.5	77.5	2.5	2.5
	70yrs-	15.1	77.4	-	7.5
<b>Race</b>	Chinese	39.8	52.8	1.9	5.4
	Malay	46.4	49.6	-	4.0
	Indian	44.6	53.3	-	2.2
	Others	55.6	44.4	-	-

Q.28 Generally speaking, would you say that most people can be trusted or that you can't be too careful in dealing with people?

- 1 Can be trusted
- 2 Can't be too careful
- 8 Other (Please specify: \_\_\_\_\_)
- 9 DK

		1	2	8	9
total		33.3	59.5	1.5	5.7
gender	Male	33.8	56.9	2.0	7.3
	Female	32.9	61.5	1.2	4.4
Age	20-24yrs	25.8	68.0	1.0	5.2
	25-29yrs	28.2	62.1	1.9	7.8
	30-34yrs	28.8	62.1	0.8	8.3
	35-39yrs	33.1	61.9	0.6	4.4
	40-44yrs	34.9	55.7	2.7	6.7
	45-49yrs	28.1	64.5	3.3	4.1
	50-54yrs	35.6	58.6	-	5.7
	55-59yrs	35.7	62.5	-	1.8
	60-64yrs	41.0	51.3	-	7.7
	65-69yrs	45.0	50.0	2.5	2.5
70yrs-	54.7	35.8	3.8	5.7	
Race	Chinese	33.0	59.5	1.6	5.8
	Malay	36.8	56.0	0.8	6.4
	Indian	28.3	64.1	2.2	5.4
	Others	40.7	59.3	-	-

**Q.29 [SHOW CARD 19]** Using the answers on this card, would you tell me how much you agree or disagree with each one of the following statements? (Read each in turn)

a. There are some illnesses that are better treated by methods that modern medicine does not recognize.

- 1 Strongly agree
- 2 Agree to some extent
- 3 Disagree to some extent
- 4 Strongly disagree
- 8 Other (Please specify: \_\_\_\_\_)
- 9 DK

		1	2	3	4	8	9
<b>total</b>		21.1	63.5	7.9	2.2	-	5.3
<b>gender</b>	Male	22.9	62.9	7.8	2.7	-	3.8
	Female	19.8	63.9	8.0	1.9	-	6.5
<b>Age</b>	20-24yrs	12.4	75.3	5.2	3.1	-	4.1
	25-29yrs	22.3	63.1	8.7	2.9	-	2.9
	30-34yrs	25.0	57.6	13.6	1.5	-	2.3
	35-39yrs	18.8	69.4	6.9	1.9	-	3.1
	40-44yrs	18.8	66.4	8.1	2.7	-	4.0
	45-49yrs	30.6	55.4	6.6	3.3	-	4.1
	50-54yrs	19.5	66.7	4.6	1.1	-	8.0
	55-59yrs	16.1	69.6	7.1	-	-	7.1
	60-64yrs	17.9	56.4	5.1	5.1	-	15.4
	65-69yrs	27.5	50.0	7.5	-	-	15.0
	70yrs-	22.6	52.8	11.3	1.9	-	11.3
<b>Race</b>	Chinese	19.5	64.4	7.9	2.0	-	6.1
	Malay	26.4	60.0	8.0	1.6	-	4.0
	Indian	28.3	56.5	8.7	4.3	-	2.2
	Others	18.5	74.1	3.7	3.7	-	-

b. Some day science will permit the complete understanding of the functioning of the human mind.

- 1 Strongly agree
- 2 Agree to some extent
- 3 Disagree to some extent
- 4 Strongly disagree
- 8 Other (Please specify: \_\_\_\_\_)
- 9 DK

		1	2	3	4	8	9
	<b>total</b>	10.7	45.7	20.3	12.8	-	10.4
<b>gender</b>	Male	11.3	47.8	19.6	15.6	-	5.8
	Female	10.2	44.1	21.0	10.7	-	14.0
<b>Age</b>	20-24yrs	8.2	53.6	25.8	10.3	-	2.1
	25-29yrs	11.7	55.3	21.4	7.8	-	3.9
	30-34yrs	9.1	51.5	19.7	14.4	-	5.3
	35-39yrs	11.9	46.9	20.0	12.5	-	8.8
	40-44yrs	12.1	48.3	20.1	11.4	-	8.1
	45-49yrs	12.4	34.7	19.8	21.5	-	11.6
	50-54yrs	12.6	43.7	14.9	14.9	-	13.8
	55-59yrs	14.3	39.3	14.3	12.5	-	19.6
	60-64yrs	2.6	51.3	12.8	10.3	-	23.1
	65-69yrs	10.0	20.0	32.5	10.0	-	27.5
	70yrs-	5.7	37.7	24.5	9.4	-	22.6
<b>Race</b>	Chinese	9.3	45.0	21.3	13.4	-	11.0
	Malay	12.0	47.2	17.6	12.8	-	10.4
	Indian	20.7	47.8	19.6	6.5	-	5.4
	Others	11.1	51.9	7.4	18.5	-	11.1

c. Most of the social and economic problems we face today will be resolved by the advancement of science and technology.

- 1 Strongly agree
- 2 Agree to some extent
- 3 Disagree to some extent
- 4 Strongly disagree
- 8 Other (Please specify: \_\_\_\_\_)
- 9 DK

		1	2	3	4	8	9
<b>total</b>		7.1	48.7	25.1	11.0	-	8.1
<b>gender</b>	Male	6.7	46.7	28.0	13.3	-	5.3
	Female	7.5	50.3	22.8	9.2	-	10.2
<b>Age</b>	20-24yrs	6.2	58.8	24.7	9.3	-	1.0
	25-29yrs	5.8	47.6	29.1	13.6	-	3.9
	30-34yrs	6.8	53.0	26.5	9.1	-	4.5
	35-39yrs	8.8	50.0	29.4	8.8	-	3.1
	40-44yrs	6.7	54.4	24.8	10.7	-	3.4
	45-49yrs	9.1	40.5	24.8	13.2	-	12.4
	50-54yrs	6.9	41.4	21.8	18.4	-	11.5
	55-59yrs	12.5	42.9	19.6	14.3	-	10.7
	60-64yrs	5.1	48.7	17.9	5.1	-	23.1
	65-69yrs	2.5	45.0	22.5	10.0	-	20.0
	70yrs-	3.8	41.5	20.8	5.7	-	28.3
<b>Race</b>	Chinese	5.8	48.4	26.2	11.3	-	8.2
	Malay	11.2	50.4	20.0	8.8	-	9.6
	Indian	9.8	51.1	21.7	10.9	-	6.5
	Others	18.5	40.7	25.9	11.1	-	3.7

d. At some point in the future, we can live on Mars as we live on the earth today.

- 1 Strongly agree
- 2 Agree to some extent
- 3 Disagree to some extent
- 4 Strongly disagree
- 8 Other (Please specify: \_\_\_\_\_)
- 9 DK

		1	2	3	4	8	9
<b>total</b>		5.3	36.8	20.3	27.3	-	10.3
<b>gender</b>	Male	6.0	40.0	19.6	27.6	-	6.9
	Female	4.8	34.4	20.8	27.1	-	12.9
<b>Age</b>	20-24yrs	5.2	45.4	23.7	24.7	-	1.0
	25-29yrs	7.8	40.8	26.2	19.4	-	5.8
	30-34yrs	4.5	43.2	23.5	21.2	-	7.6
	35-39yrs	3.1	40.0	22.5	23.8	-	10.6
	40-44yrs	7.4	45.0	22.8	20.1	-	4.7
	45-49yrs	5.8	28.9	21.5	25.6	-	18.2
	50-54yrs	5.7	33.3	10.3	35.6	-	14.9
	55-59yrs	7.1	26.8	8.9	44.6	-	12.5
	60-64yrs	-	35.9	7.7	38.5	-	17.9
	65-69yrs	7.5	20.0	17.5	40.0	-	15.0
	70yrs-	1.9	13.2	17.0	47.2	-	20.8
<b>Race</b>	Chinese	5.8	37.3	19.9	26.9	-	10.1
	Malay	4.8	31.2	21.6	31.2	-	11.2
	Indian	2.2	40.2	18.5	28.3	-	10.9
	Others	3.7	37.0	29.6	18.5	-	11.1



**Q.31a** Now I would like to ask you a few questions about religion. Do you have any personal religious faith?

1 Yes → Q.31b  
 2 No → Q.32

		1	2
<b>total</b>		79.5	20.5
<b>gender</b>	Male	76.2	23.8
	Female	81.9	18.1
<b>Age</b>	20-24yrs	64.9	35.1
	25-29yrs	68.0	32.0
	30-34yrs	71.2	28.8
	35-39yrs	83.1	16.9
	40-44yrs	81.2	18.8
	45-49yrs	84.3	15.7
	50-54yrs	90.8	9.2
	55-59yrs	82.1	17.9
	60-64yrs	92.3	7.7
	65-69yrs	82.5	17.5
	70yrs-	88.7	11.3
<b>Race</b>	Chinese	73.8	26.2
	Malay	99.2	0.8
	Indian	95.7	4.3
	Others	100.0	-

**Q31b (Religion, only the respondents who choose “1” in Q31a)**

		1	2	3	4	5	6	7	8	9	99
1	Buddhism										
2	Taoism										
3	Christianity										
4	Islamism										
5	Hinduism										
(6	Roman Catholic)										
(7	Punjabi / Sikhism)										
8	Other (Please specify: _____)										
9	DK										
(99	missing)										
<b>total</b>		<b>32.8</b>	<b>7.7</b>	<b>15.7</b>	<b>13.7</b>	<b>6.6</b>	<b>1.8</b>	<b>0.8</b>	<b>0.3</b>	<b>0.1</b>	<b>20.5</b>
<b>gender</b>	<b>Male</b>	<b>32.0</b>	<b>6.9</b>	<b>12.2</b>	<b>14.9</b>	<b>7.1</b>	<b>2.0</b>	<b>0.7</b>	<b>0.4</b>	<b>-</b>	<b>23.8</b>
	<b>Female</b>	<b>33.4</b>	<b>8.3</b>	<b>18.4</b>	<b>12.8</b>	<b>6.1</b>	<b>1.7</b>	<b>0.9</b>	<b>0.2</b>	<b>0.2</b>	<b>18.1</b>
<b>Age</b>	<b>20-24yrs</b>	<b>23.7</b>	<b>4.1</b>	<b>9.3</b>	<b>18.6</b>	<b>6.2</b>	<b>2.1</b>	<b>1.0</b>	<b>-</b>	<b>-</b>	<b>35.1</b>
	<b>25-29yrs</b>	<b>12.6</b>	<b>4.9</b>	<b>16.5</b>	<b>21.4</b>	<b>8.7</b>	<b>3.9</b>	<b>-</b>	<b>-</b>	<b>-</b>	<b>32.0</b>
	<b>30-34yrs</b>	<b>34.1</b>	<b>3.8</b>	<b>13.6</b>	<b>9.1</b>	<b>6.8</b>	<b>1.5</b>	<b>1.5</b>	<b>0.8</b>	<b>-</b>	<b>28.8</b>
	<b>35-39yrs</b>	<b>35.6</b>	<b>8.8</b>	<b>16.9</b>	<b>13.1</b>	<b>6.9</b>	<b>0.6</b>	<b>1.3</b>	<b>-</b>	<b>-</b>	<b>16.9</b>
	<b>40-44yrs</b>	<b>40.3</b>	<b>7.4</b>	<b>17.4</b>	<b>10.1</b>	<b>4.7</b>	<b>1.3</b>	<b>-</b>	<b>-</b>	<b>-</b>	<b>18.8</b>
	<b>45-49yrs</b>	<b>33.9</b>	<b>5.8</b>	<b>18.2</b>	<b>18.2</b>	<b>8.3</b>	<b>-</b>	<b>-</b>	<b>-</b>	<b>-</b>	<b>15.7</b>
	<b>50-54yrs</b>	<b>33.3</b>	<b>10.3</b>	<b>16.1</b>	<b>17.2</b>	<b>5.7</b>	<b>4.6</b>	<b>2.3</b>	<b>-</b>	<b>1.1</b>	<b>9.2</b>
	<b>55-59yrs</b>	<b>32.1</b>	<b>5.4</b>	<b>21.4</b>	<b>14.3</b>	<b>7.1</b>	<b>-</b>	<b>-</b>	<b>1.8</b>	<b>-</b>	<b>17.9</b>
	<b>60-64yrs</b>	<b>43.6</b>	<b>15.4</b>	<b>17.9</b>	<b>7.7</b>	<b>5.1</b>	<b>-</b>	<b>-</b>	<b>2.6</b>	<b>-</b>	<b>7.7</b>
	<b>65-69yrs</b>	<b>42.5</b>	<b>12.5</b>	<b>10.0</b>	<b>5.0</b>	<b>7.5</b>	<b>5.0</b>	<b>-</b>	<b>-</b>	<b>-</b>	<b>17.5</b>
	<b>70yrs-</b>	<b>37.7</b>	<b>20.8</b>	<b>13.2</b>	<b>7.5</b>	<b>3.8</b>	<b>3.8</b>	<b>1.9</b>	<b>-</b>	<b>-</b>	<b>11.3</b>
<b>Race</b>	<b>Chinese</b>	<b>42.4</b>	<b>10.1</b>	<b>18.7</b>	<b>0.5</b>	<b>-</b>	<b>1.6</b>	<b>-</b>	<b>0.4</b>	<b>0.1</b>	<b>26.2</b>
	<b>Malay</b>	<b>1.6</b>	<b>-</b>	<b>0.8</b>	<b>96.8</b>	<b>-</b>	<b>-</b>	<b>-</b>	<b>-</b>	<b>-</b>	<b>0.8</b>
	<b>Indian</b>	<b>1.1</b>	<b>-</b>	<b>4.3</b>	<b>14.1</b>	<b>72.8</b>	<b>3.3</b>	<b>-</b>	<b>-</b>	<b>-</b>	<b>4.3</b>
	<b>Others</b>	<b>3.7</b>	<b>-</b>	<b>37.0</b>	<b>14.8</b>	<b>3.7</b>	<b>11.1</b>	<b>29.6</b>	<b>-</b>	<b>-</b>	<b>-</b>

**Q.32 Without reference to any of the established religions, do you think a religious mind is important, or not important?**

- 1 Important
- 2 Not important
- 8 Other (Please specify: \_\_\_\_\_)
- 9 DK

		1	2	8	9
<b>total</b>		75.6	16.4	2.9	5.1
<b>gender</b>	<b>Male</b>	75.1	18.7	2.4	3.8
	<b>Female</b>	76.0	14.7	3.2	6.1
<b>Age</b>	<b>20-24yrs</b>	70.1	16.5	4.1	9.3
	<b>25-29yrs</b>	63.1	27.2	4.9	4.9
	<b>30-34yrs</b>	72.7	16.7	4.5	6.1
	<b>35-39yrs</b>	78.8	16.3	0.6	4.4
	<b>40-44yrs</b>	78.5	13.4	2.0	6.0
	<b>45-49yrs</b>	71.9	18.2	4.1	5.8
	<b>50-54yrs</b>	89.7	9.2	1.1	-
	<b>55-59yrs</b>	80.4	14.3	3.6	1.8
	<b>60-64yrs</b>	87.2	7.7	2.6	2.6
	<b>65-69yrs</b>	72.5	22.5	2.5	2.5
	<b>70yrs-</b>	73.6	15.1	1.9	9.4
<b>Race</b>	<b>Chinese</b>	69.5	20.4	3.7	6.4
	<b>Malay</b>	96.0	3.2	-	0.8
	<b>Indian</b>	93.5	4.3	1.1	1.1
	<b>Others</b>	100.0	-	-	-

Q.33 Some people say that although there are many different religions in the world, each with their own beliefs, their teachings really all amount to the same thing. Would you agree with this or disagree?

- 1 Agree
- 2 Disagree
- 8 Other (Please specify: \_\_\_\_\_)
- 9 DK

		1	2	8	9
	<b>total</b>	77.7	17.7	-	4.5
<b>gender</b>	Male	80.9	15.6	-	3.6
	Female	75.3	19.4	-	5.3
<b>Age</b>	20-24yrs	81.4	15.5	-	3.1
	25-29yrs	73.8	22.3	-	3.9
	30-34yrs	75.0	22.0	-	3.0
	35-39yrs	82.5	15.0	-	2.5
	40-44yrs	76.5	20.1	-	3.4
	45-49yrs	75.2	14.9	-	9.9
	50-54yrs	83.9	11.5	-	4.6
	55-59yrs	78.6	17.9	-	3.6
	60-64yrs	69.2	23.1	-	7.7
	65-69yrs	80.0	17.5	-	2.5
	70yrs-	73.6	17.0	-	9.4
<b>Race</b>	Chinese	76.5	18.3	-	5.2
	Malay	80.0	16.0	-	4.0
	Indian	85.9	14.1	-	-
	Others	74.1	22.2	-	3.7

Q.34 Here are two statements which people sometimes make when discussing law. Which of them comes closer to your opinion? “We should always obey the law,” or “It should be excusable to break a law when we have the confidence that what we are doing is right.”

- 1 We should always obey the law
- 2 It should be excusable to break a law when we have the confidence that what we are doing is right
- 8 Other (Please specify: \_\_\_\_\_)
- 9 DK

		1	2	8	9
total		58.9	36.3	-	4.8
gender	Male	56.2	39.6	-	4.2
	Female	61.0	33.7	-	5.3
Age	20-24yrs	56.7	40.2	-	3.1
	25-29yrs	51.5	44.7	-	3.9
	30-34yrs	56.1	40.2	-	3.8
	35-39yrs	47.5	49.4	-	3.1
	40-44yrs	61.1	36.2	-	2.7
	45-49yrs	68.6	27.3	-	4.1
	50-54yrs	62.1	35.6	-	2.3
	55-59yrs	62.5	26.8	-	10.7
	60-64yrs	71.8	12.8	-	15.4
	65-69yrs	80.0	15.0	-	5.0
	70yrs-	56.6	28.3	-	15.1
Race	Chinese	55.9	38.7	-	5.4
	Malay	66.4	30.4	-	3.2
	Indian	71.7	26.1	-	2.2
	Others	70.4	25.9	-	3.7

**Q.35 [SHOW CARD 20]** Here are two statements about a contract. Which of them comes closer to your own opinion?

**A** "To have a contract constitutes evidence that there is no trust between two parties. There is no need to have a contract if the parties trust each other"

**B** "No matter how much two parties trust each other, it is better to have a contract"

- 1 Closer to A's opinion.
- 2 Closer to B's opinion.
- 8 Other (Please specify: \_\_\_\_\_)
- 9 DK

		1	2	8	9
<b>total</b>		14.8	82.4	0.1	2.7
<b>gender</b>	<b>Male</b>	13.6	84.4	-	2.0
	<b>Female</b>	15.7	80.9	0.2	3.2
<b>Age</b>	<b>20-24yrs</b>	17.5	81.4	-	1.0
	<b>25-29yrs</b>	13.6	85.4	-	1.0
	<b>30-34yrs</b>	10.6	86.4	-	3.0
	<b>35-39yrs</b>	15.6	80.6	-	3.8
	<b>40-44yrs</b>	13.4	85.9	-	0.7
	<b>45-49yrs</b>	13.2	85.1	-	1.7
	<b>50-54yrs</b>	16.1	80.5	-	3.4
	<b>55-59yrs</b>	16.1	82.1	-	1.8
	<b>60-64yrs</b>	15.4	76.9	-	7.7
	<b>65-69yrs</b>	10.0	87.5	-	2.5
	<b>70yrs-</b>	26.4	62.3	1.9	9.4
<b>Race</b>	<b>Chinese</b>	14.8	82.2	0.1	2.9
	<b>Malay</b>	12.8	84.8	-	2.4
	<b>Indian</b>	17.4	80.4	-	2.2
	<b>Others</b>	14.8	85.2	-	-

**Q.36 [SHOW CARD 21] Which of the following comes closer to your opinion?**

**A “If you were to have a contract, it is better to keep the contract simple allowing for its flexibility because it is a mere formality”**

**B “Contracts should be written clearly in detail to avoid the possibility of conflicting interpretations”**

**1 Closer to A’s opinion.**

**2 Closer to B’s opinion.**

**8 Other (Please specify: \_\_\_\_\_)**

**9 DK**

		1	2	8	9
<b>total</b>		12.8	84.4	-	2.8
<b>gender</b>	<b>Male</b>	11.3	86.7	-	2.0
	<b>Female</b>	14.0	82.6	-	3.4
<b>Age</b>	<b>20-24yrs</b>	12.4	84.5	-	3.1
	<b>25-29yrs</b>	11.7	88.3	-	-
	<b>30-34yrs</b>	15.2	84.8	-	-
	<b>35-39yrs</b>	10.6	85.6	-	3.8
	<b>40-44yrs</b>	8.1	89.3	-	2.7
	<b>45-49yrs</b>	11.6	86.0	-	2.5
	<b>50-54yrs</b>	14.9	81.6	-	3.4
	<b>55-59yrs</b>	8.9	89.3	-	1.8
	<b>60-64yrs</b>	15.4	76.9	-	7.7
	<b>65-69yrs</b>	10.0	85.0	-	5.0
	<b>70yrs-</b>	34.0	58.5	-	7.5
<b>Race</b>	<b>Chinese</b>	13.7	83.2	-	3.0
	<b>Malay</b>	12.0	84.8	-	3.2
	<b>Indian</b>	8.7	90.2	-	1.1
	<b>Others</b>	3.7	96.3	-	-

**Q.37 [SHOW CARD 22]** Here are two statements people sometimes make when discussing the environment and economic growth. Which of them comes closer to your own point of view?

- 1 Protecting the environment should be given priority, even if it causes slower economic growth
- 2 Economic growth should be the top priority, even if the environment suffers to some extent
- 8 Other (Please specify: \_\_\_\_\_)
- 9 DK

		1	2	8	9
<b>total</b>		59.2	27.8	2.5	10.5
<b>gender</b>	Male	61.3	28.9	3.1	6.7
	Female	57.6	26.9	2.0	13.5
<b>Age</b>	20-24yrs	63.9	23.7	6.2	6.2
	25-29yrs	64.1	27.2	2.9	5.8
	30-34yrs	56.8	34.1	1.5	7.6
	35-39yrs	57.5	29.4	3.1	10.0
	40-44yrs	60.4	33.6	2.0	4.0
	45-49yrs	52.9	24.0	5.8	17.4
	50-54yrs	57.5	34.5	-	8.0
	55-59yrs	62.5	21.4	-	16.1
	60-64yrs	61.5	20.5	-	17.9
	65-69yrs	65.0	10.0	-	25.0
	70yrs-	56.6	22.6	-	20.8
<b>Race</b>	Chinese	60.4	26.2	2.6	10.7
	Malay	56.8	31.2	0.8	11.2
	Indian	50.0	38.0	3.3	8.7
	Others	66.7	22.2	3.7	7.4



**Q.40 [SHOW CARD 23]** Imagine the following situation: You are seriously ill, requiring special surgery. If you can find a good surgeon, the rate of success can be as high as 90 percent. Your surgery may fail unless you can find a competent surgeon, because it involves difficult procedures. A close friend of yours for many years introduces a surgeon by the name of B to you, saying “he is trustworthy.” Would you ask Dr. B to perform the surgery on you?

- 1 Yes, I would ask him because of my close friend’s recommendation
- 2 I would look into Dr. B’s past records in detail before making up my mind
- 8 Other (Please specify: \_\_\_\_\_)
- 9 DK

		1	2	8	9
<b>total</b>		19.2	75.4	1.4	4.1
<b>gender</b>	Male	16.4	78.4	1.3	3.8
	Female	21.3	73.1	1.4	4.3
<b>Age</b>	20–24yrs	10.3	84.5	–	5.2
	25–29yrs	18.4	79.6	1.0	1.0
	30–34yrs	15.9	83.3	–	0.8
	35–39yrs	18.1	76.9	1.3	3.8
	40–44yrs	17.4	77.9	2.0	2.7
	45–49yrs	19.8	75.2	0.8	4.1
	50–54yrs	20.7	70.1	2.3	6.9
	55–59yrs	14.3	71.4	8.9	5.4
	60–64yrs	30.8	66.7	–	2.6
	65–69yrs	32.5	60.0	–	7.5
	70yrs–	35.8	50.9	–	13.2
<b>Race</b>	Chinese	18.5	75.2	1.4	4.9
	Malay	20.8	76.0	0.8	2.4
	Indian	25.0	73.9	1.1	–
	Others	11.1	85.2	3.7	–

**Q.41 [SHOW CARD 24] How much confidence do you have in them? Are you very confident, somewhat confident, not confident or not confident at all?**

**a. Religious organization**

- 1 Very Confident
- 2 Somewhat Confident
- 3 Not Confident
- 4 Not ConfidentAt All
- 9 DK

		1	2	3	4	9
<b>total</b>		23.9	57.6	9.5	2.4	6.7
<b>gender</b>	Male	22.7	56.9	11.6	2.4	6.4
	Female	24.9	58.1	7.8	2.4	6.8
<b>Age</b>	20-24yrs	14.4	63.9	15.5	3.1	3.1
	25-29yrs	20.4	58.3	11.7	5.8	3.9
	30-34yrs	21.2	62.1	8.3	3.0	5.3
	35-39yrs	23.1	58.8	10.0	1.9	6.3
	40-44yrs	20.1	63.1	8.1	2.7	6.0
	45-49yrs	30.6	52.1	7.4	1.7	8.3
	50-54yrs	31.0	55.2	6.9	1.1	5.7
	55-59yrs	25.0	46.4	17.9	-	10.7
	60-64yrs	33.3	61.5	-	-	5.1
	65-69yrs	30.0	42.5	10.0	5.0	12.5
	70yrs-	28.3	50.9	5.7	-	15.1
<b>Race</b>	Chinese	19.0	59.0	11.1	2.9	7.9
	Malay	43.2	51.2	4.0	-	1.6
	Indian	37.0	53.3	4.3	2.2	3.3
	Others	33.3	59.3	3.7	-	3.7

Q.41 [SHOW CARD 24] How much confidence do you have in them? Are you very confident, somewhat confident, not confident or not confident at all?

b. The law and the legal system

- 1 Very Confident
- 2 Somewhat Confident
- 3 Not Confident
- 4 Not ConfidentAt All
- 9 DK

		1	2	3	4	9
total		38.3	54.6	3.5	0.2	3.5
gender	Male	42.2	51.6	3.8	-	2.4
	Female	35.3	56.9	3.2	0.3	4.3
Age	20-24yrs	44.3	51.5	3.1	-	1.0
	25-29yrs	42.7	54.4	1.9	-	1.0
	30-34yrs	39.4	56.8	2.3	-	1.5
	35-39yrs	39.4	55.0	2.5	1.3	1.9
	40-44yrs	37.6	51.7	6.7	-	4.0
	45-49yrs	39.7	53.7	2.5	-	4.1
	50-54yrs	34.5	58.6	4.6	-	2.3
	55-59yrs	39.3	46.4	7.1	-	7.1
	60-64yrs	35.9	59.0	-	-	5.1
	65-69yrs	32.5	55.0	7.5	-	5.0
	70yrs-	22.6	62.3	-	-	15.1
Race	Chinese	34.8	56.6	4.4	0.3	3.9
	Malay	50.4	47.2	-	-	2.4
	Indian	51.1	46.7	1.1	-	1.1
	Others	40.7	55.6	-	-	3.7

**Q.41 [SHOW CARD 24] How much confidence do you have in them? Are you very confident, somewhat confident, not confident or not confident at all?**

**c. The press and the television**

- 1 Very Confident
- 2 Somewhat Confident
- 3 Not Confident
- 4 Not ConfidentAt All
- 9 DK

		1	2	3	4	9
<b>total</b>		20.6	61.4	13.0	1.4	3.5
<b>gender</b>	<b>Male</b>	21.1	58.9	16.2	1.6	2.2
	<b>Female</b>	20.3	63.4	10.6	1.4	4.4
<b>Age</b>	<b>20-24yrs</b>	16.5	66.0	16.5	-	1.0
	<b>25-29yrs</b>	25.2	58.3	12.6	1.9	1.9
	<b>30-34yrs</b>	20.5	65.9	11.4	0.8	1.5
	<b>35-39yrs</b>	20.6	59.4	13.8	3.1	3.1
	<b>40-44yrs</b>	17.4	59.7	17.4	2.0	3.4
	<b>45-49yrs</b>	18.2	62.0	14.0	0.8	5.0
	<b>50-54yrs</b>	20.7	57.5	17.2	1.1	3.4
	<b>55-59yrs</b>	26.8	57.1	7.1	3.6	5.4
	<b>60-64yrs</b>	20.5	69.2	5.1	-	5.1
	<b>65-69yrs</b>	30.0	65.0	5.0	-	-
	<b>70yrs-</b>	20.8	60.4	5.7	-	13.2
<b>Race</b>	<b>Chinese</b>	17.7	62.8	14.1	1.6	3.8
	<b>Malay</b>	29.6	55.2	12.0	-	3.2
	<b>Indian</b>	31.5	58.7	5.4	2.2	2.2
	<b>Others</b>	29.6	59.3	11.1	-	-

Q.41 [SHOW CARD 24] How much confidence do you have in them? Are you very confident, somewhat confident, not confident or not confident at all?

d. The police

- 1 Very Confident
- 2 Somewhat Confident
- 3 Not Confident
- 4 Not ConfidentAt All
- 9 DK

		1	2	3	4	9
<b>total</b>		35.6	56.9	4.9	0.1	2.5
<b>gender</b>	<b>Male</b>	37.3	56.7	4.4	0.2	1.3
	<b>Female</b>	34.2	57.1	5.3	-	3.4
<b>Age</b>	<b>20-24yrs</b>	44.3	48.5	6.2	-	1.0
	<b>25-29yrs</b>	34.0	61.2	4.9	-	-
	<b>30-34yrs</b>	34.1	60.6	3.8	0.8	0.8
	<b>35-39yrs</b>	31.9	60.6	5.6	-	1.9
	<b>40-44yrs</b>	31.5	59.1	6.7	-	2.7
	<b>45-49yrs</b>	40.5	51.2	5.0	-	3.3
	<b>50-54yrs</b>	31.0	60.9	4.6	-	3.4
	<b>55-59yrs</b>	37.5	53.6	3.6	-	5.4
	<b>60-64yrs</b>	30.8	61.5	5.1	-	2.6
	<b>65-69yrs</b>	42.5	52.5	5.0	-	-
	<b>70yrs-</b>	41.5	47.2	-	-	11.3
<b>Race</b>	<b>Chinese</b>	31.1	59.8	6.1	0.1	2.9
	<b>Malay</b>	52.0	45.6	-	-	2.4
	<b>Indian</b>	48.9	47.8	3.3	-	-
	<b>Others</b>	44.4	55.6	-	-	-

**Q.41 [SHOW CARD 24] How much confidence do you have in them? Are you very confident, somewhat confident, not confident or not confident at all?**

**e. National government bureaucracy**

- 1 Very Confident
- 2 Somewhat Confident
- 3 Not Confident
- 4 Not Confident At All
- 9 DK

		1	2	3	4	9
<b>total</b>		29.2	59.6	4.3	0.2	6.7
<b>gender</b>	<b>Male</b>	30.9	59.3	4.2	0.2	5.3
	<b>Female</b>	27.9	59.8	4.4	0.2	7.7
<b>Age</b>	<b>20-24yrs</b>	24.7	64.9	5.2	1.0	4.1
	<b>25-29yrs</b>	28.2	66.0	3.9	-	1.9
	<b>30-34yrs</b>	31.8	63.6	2.3	-	2.3
	<b>35-39yrs</b>	27.5	61.3	4.4	-	6.9
	<b>40-44yrs</b>	32.2	55.0	6.0	0.7	6.0
	<b>45-49yrs</b>	33.1	47.9	6.6	-	12.4
	<b>50-54yrs</b>	25.3	59.8	5.7	-	9.2
	<b>55-59yrs</b>	33.9	55.4	3.6	-	7.1
	<b>60-64yrs</b>	20.5	71.8	2.6	-	5.1
	<b>65-69yrs</b>	32.5	57.5	2.5	-	7.5
	<b>70yrs-</b>	26.4	58.5	-	-	15.1
<b>Race</b>	<b>Chinese</b>	26.1	62.0	5.0	0.3	6.6
	<b>Malay</b>	38.4	50.4	2.4	-	8.8
	<b>Indian</b>	43.5	50.0	2.2	-	4.3
	<b>Others</b>	29.6	63.0	-	-	7.4

**Q.41 [SHOW CARD 24] How much confidence do you have in them? Are you very confident, somewhat confident, not confident or not confident at all?**

**f. National Assembly (Diet or Parliament)**

- 1 Very Confident
- 2 Somewhat Confident
- 3 Not Confident
- 4 Not ConfidentAt All
- 9 DK

		1	2	3	4	9
<b>total</b>		26.3	59.5	5.0	0.3	8.9
<b>gender</b>	Male	30.0	56.0	6.2	0.7	7.1
	Female	23.5	62.2	4.1	-	10.2
<b>Age</b>	20-24yrs	25.8	58.8	8.2	2.1	5.2
	25-29yrs	25.2	66.0	3.9	-	4.9
	30-34yrs	25.8	65.9	3.8	-	4.5
	35-39yrs	23.1	63.1	4.4	-	9.4
	40-44yrs	26.8	57.7	6.7	-	8.7
	45-49yrs	33.1	44.6	5.8	-	16.5
	50-54yrs	28.7	55.2	6.9	1.1	8.0
	55-59yrs	28.6	57.1	3.6	-	10.7
	60-64yrs	23.1	66.7	2.6	-	7.7
	65-69yrs	25.0	60.0	5.0	-	10.0
	70yrs-	20.8	64.2	-	-	15.1
<b>Race</b>	Chinese	23.7	61.7	5.4	0.4	8.8
	Malay	33.6	51.2	4.8	-	10.4
	Indian	37.0	52.2	3.3	-	7.6
	Others	33.3	59.3	-	-	7.4

**Q.41 [SHOW CARD 24] How much confidence do you have in them? Are you very confident, somewhat confident, not confident or not confident at all?**

**g. NPO • NGO (Non Profit and Non Governmental Organization)**

1 Very Confident

2 Somewhat Confident

3 Not Confident

4 Not ConfidentAt All

9 DK

		1	2	3	4	9
<b>total</b>		15.9	60.1	13.3	2.0	8.7
<b>gender</b>	<b>Male</b>	17.1	59.1	14.7	2.0	7.1
	<b>Female</b>	15.0	60.8	12.3	2.0	9.9
<b>Age</b>	<b>20-24yrs</b>	11.3	68.0	15.5	-	5.2
	<b>25-29yrs</b>	13.6	65.0	15.5	1.9	3.9
	<b>30-34yrs</b>	13.6	65.2	13.6	1.5	6.1
	<b>35-39yrs</b>	15.0	55.0	16.9	3.8	9.4
	<b>40-44yrs</b>	12.8	65.1	12.1	3.4	6.7
	<b>45-49yrs</b>	19.8	47.9	15.7	2.5	14.0
	<b>50-54yrs</b>	21.8	51.7	11.5	1.1	13.8
	<b>55-59yrs</b>	26.8	48.2	8.9	3.6	12.5
	<b>60-64yrs</b>	15.4	74.4	7.7	-	2.6
	<b>65-69yrs</b>	15.0	62.5	15.0	-	7.5
	<b>70yrs-</b>	17.0	66.0	1.9	-	15.1
<b>Race</b>	<b>Chinese</b>	13.5	61.3	14.9	2.0	8.3
	<b>Malay</b>	22.4	53.6	9.6	2.4	12.0
	<b>Indian</b>	26.1	57.6	6.5	2.2	7.6
	<b>Others</b>	22.2	63.0	7.4	-	7.4



**Q.41 [SHOW CARD 24] How much confidence do you have in them? Are you very confident, somewhat confident, not confident or not confident at all?**

**h. Social welfare facilities**

- 1 Very Confident
- 2 Somewhat Confident
- 3 Not Confident
- 4 Not ConfidentAt All
- 9 DK

		1	2	3	4	9
<b>total</b>		19.6	64.3	9.8	0.7	5.6
<b>gender</b>	<b>Male</b>	20.2	63.6	11.6	0.2	4.4
	<b>Female</b>	19.1	64.9	8.5	1.0	6.5
<b>Age</b>	<b>20-24yrs</b>	17.5	67.0	13.4	-	2.1
	<b>25-29yrs</b>	23.3	58.3	13.6	1.0	3.9
	<b>30-34yrs</b>	12.9	72.0	11.4	0.8	3.0
	<b>35-39yrs</b>	21.3	63.1	10.0	1.9	3.8
	<b>40-44yrs</b>	15.4	69.1	10.7	-	4.7
	<b>45-49yrs</b>	27.3	54.5	9.1	-	9.1
	<b>50-54yrs</b>	21.8	67.8	4.6	1.1	4.6
	<b>55-59yrs</b>	26.8	58.9	5.4	-	8.9
	<b>60-64yrs</b>	17.9	66.7	7.7	2.6	5.1
	<b>65-69yrs</b>	15.0	62.5	10.0	-	12.5
	<b>70yrs-</b>	15.1	64.2	5.7	-	15.1
<b>Race</b>	<b>Chinese</b>	15.8	67.0	11.1	0.6	5.5
	<b>Malay</b>	28.8	60.0	4.8	-	6.4
	<b>Indian</b>	35.9	54.3	2.2	2.2	5.4
	<b>Others</b>	33.3	40.7	22.2	-	3.7

Q.41 [SHOW CARD 24] How much confidence do you have in them? Are you very confident, somewhat confident, not confident or not confident at all?

i. The United Nations

- 1 Very Confident
- 2 Somewhat Confident
- 3 Not Confident
- 4 Not ConfidentAt All
- 9 DK

		1	2	3	4	9
total		15.2	55.4	11.9	2.3	15.2
gender	Male	15.6	54.9	15.6	3.3	10.7
	Female	15.0	55.7	9.0	1.5	18.7
Age	20-24yrs	14.4	61.9	17.5	3.1	3.1
	25-29yrs	19.4	64.1	9.7	1.0	5.8
	30-34yrs	12.9	62.9	13.6	3.8	6.8
	35-39yrs	13.8	55.0	14.4	3.8	13.1
	40-44yrs	11.4	56.4	15.4	2.7	14.1
	45-49yrs	18.2	47.1	10.7	2.5	21.5
	50-54yrs	16.1	54.0	12.6	1.1	16.1
	55-59yrs	19.6	39.3	5.4	1.8	33.9
	60-64yrs	12.8	56.4	5.1	-	25.6
	65-69yrs	17.5	47.5	5.0	-	30.0
	70yrs-	17.0	49.1	1.9	-	32.1
Race	Chinese	12.4	56.7	12.9	2.3	15.8
	Malay	24.0	49.6	8.0	3.2	15.2
	Indian	23.9	54.3	8.7	1.1	12.0
	Others	29.6	44.4	11.1	3.7	11.1

**Q.41 [SHOW CARD 24] How much confidence do you have in them? Are you very confident, somewhat confident, not confident or not confident at all?**

**j. Science and technology**

- 1 Very Confident
- 2 Somewhat Confident
- 3 Not Confident
- 4 Not ConfidentAt All
- 9 DK

		1	2	3	4	9
<b>total</b>		22.1	65.1	4.3	0.6	7.9
<b>gender</b>	<b>Male</b>	25.1	65.1	4.4	0.2	5.1
	<b>Female</b>	19.8	65.1	4.3	0.9	10.1
<b>Age</b>	<b>20-24yrs</b>	21.6	68.0	7.2	-	3.1
	<b>25-29yrs</b>	22.3	72.8	1.9	-	2.9
	<b>30-34yrs</b>	13.6	78.0	4.5	-	3.8
	<b>35-39yrs</b>	22.5	66.3	5.0	1.3	5.0
	<b>40-44yrs</b>	20.8	70.5	3.4	-	5.4
	<b>45-49yrs</b>	31.4	49.6	7.4	1.7	9.9
	<b>50-54yrs</b>	24.1	63.2	2.3	-	10.3
	<b>55-59yrs</b>	23.2	51.8	8.9	-	16.1
	<b>60-64yrs</b>	17.9	69.2	-	-	12.8
	<b>65-69yrs</b>	30.0	50.0	2.5	-	17.5
	<b>70yrs-</b>	17.0	54.7	-	3.8	24.5
<b>Race</b>	<b>Chinese</b>	19.2	67.3	5.0	0.5	7.9
	<b>Malay</b>	28.0	60.0	1.6	0.8	9.6
	<b>Indian</b>	34.8	56.5	2.2	-	6.5
	<b>Others</b>	37.0	51.9	3.7	3.7	3.7

Q.42a. Looking back to the past, if you could have been born again, would you rather have been a boy or a girl?

- 1 Wish to have been born a boy
- 2 Wish to have been a girl
- 8 Other (Please specify: \_\_\_\_\_)
- 9 DK

		1	2	8	9
<b>total</b>		48.9	35.2	2.5	13.4
<b>gender</b>	Male	78.9	5.6	3.6	12.0
	Female	25.9	57.9	1.7	14.5
<b>Age</b>	20-24yrs	50.5	39.2	1.0	9.3
	25-29yrs	51.5	40.8	1.0	6.8
	30-34yrs	49.2	40.9	3.8	6.1
	35-39yrs	50.6	36.3	1.9	11.3
	40-44yrs	47.7	36.9	2.7	12.8
	45-49yrs	50.4	28.1	1.7	19.8
	50-54yrs	43.7	32.2	4.6	19.5
	55-59yrs	48.2	32.1	5.4	14.3
	60-64yrs	43.6	33.3	-	23.1
	65-69yrs	47.5	30.0	2.5	20.0
	70yrs-	49.1	24.5	3.8	22.6
<b>Race</b>	Chinese	50.1	33.8	2.8	13.4
	Malay	40.8	42.4	2.4	14.4
	Indian	53.3	32.6	1.1	13.0
	Others	37.0	51.9	-	11.1

Q.42b. Now, looking ahead into the future and could be born again, would you like to be a boy or a girl?

- 1 Boy
- 2 Girl
- 8 Other (Please specify: \_\_\_\_\_)
- 9 DK

		1	2	8	9
<b>total</b>		48.2	37.8	3.1	10.9
<b>gender</b>	Male	78.0	7.6	4.0	10.4
	Female	25.4	61.0	2.4	11.2
<b>Age</b>	20-24yrs	55.7	37.1	1.0	6.2
	25-29yrs	45.6	42.7	2.9	8.7
	30-34yrs	47.0	43.9	3.8	5.3
	35-39yrs	51.3	37.5	2.5	8.8
	40-44yrs	47.7	38.9	2.0	11.4
	45-49yrs	49.6	33.1	2.5	14.9
	50-54yrs	44.8	35.6	6.9	12.6
	55-59yrs	46.4	35.7	7.1	10.7
	60-64yrs	38.5	38.5	-	23.1
	65-69yrs	45.0	37.5	5.0	12.5
	70yrs-	49.1	28.3	1.9	20.8
<b>Race</b>	Chinese	49.6	35.9	3.4	11.1
	Malay	40.0	46.4	3.2	10.4
	Indian	52.2	37.0	1.1	9.8
	Others	33.3	55.6	-	11.1

**Q.43 [SHOW CARD 25] If you could be born again, which of the following Asian countries would you like be born in, with the exception of Singapore? (CODE ONE ANSWER ONLY)**

- |   |                  |   |                               |
|---|------------------|---|-------------------------------|
| 1 | China (Mainland) | 6 | India                         |
| 2 | Japan            | 7 | Philippines                   |
| 3 | South Korea      | 8 | Other (Please specify: _____) |
| 4 | Taiwan           | 9 | DK                            |
| 5 | Hong Kong        |   |                               |

		1	2	3	4	5	6	7	8	DK
<b>total</b>		13.9	22.2	3.3	3.1	7.2	4.7	0.5	26.1	19.0
<b>gender</b>	<b>Male</b>	15.6	24.2	3.3	2.2	5.8	4.7	0.4	27.1	16.7
	<b>Female</b>	12.6	20.6	3.2	3.7	8.3	4.8	0.5	25.4	20.8
<b>Age</b>	<b>20-24yrs</b>	4.1	44.3	4.1	3.1	8.2	6.2	-	16.5	13.4
	<b>25-29yrs</b>	6.8	25.2	6.8	3.9	11.7	6.8	1.0	30.1	7.8
	<b>30-34yrs</b>	7.6	22.7	2.3	4.5	12.9	8.3	0.8	24.2	16.7
	<b>35-39yrs</b>	12.5	26.9	5.6	3.8	3.8	5.6	1.3	25.0	15.6
	<b>40-44yrs</b>	12.1	27.5	2.0	4.7	5.4	1.3	-	31.5	15.4
	<b>45-49yrs</b>	10.7	15.7	3.3	2.5	5.8	4.1	-	29.8	28.1
	<b>50-54yrs</b>	13.8	18.4	1.1	2.3	4.6	2.3	1.1	33.3	23.0
	<b>55-59yrs</b>	10.7	12.5	3.6	1.8	17.9	1.8	-	25.0	26.8
	<b>60-64yrs</b>	38.5	10.3	2.6	-	-	5.1	-	15.4	28.2
	<b>65-69yrs</b>	50.0	2.5	-	-	-	2.5	-	20.0	25.0
	<b>70yrs-</b>	35.8	-	-	-	5.7	5.7	-	22.6	30.2
<b>Race</b>	<b>Chinese</b>	18.2	24.0	3.9	3.9	9.0	0.1	0.3	22.6	18.2
	<b>Malay</b>	-	20.0	1.6	0.8	0.8	4.0	0.8	49.6	22.4
	<b>Indian</b>	-	14.1	1.1	-	-	43.5	-	20.7	20.7
	<b>Others</b>	-	7.4	-	-	11.1	11.1	7.4	40.7	22.2

**Q.44 [SHOW CARD 26] Which one of the following countries or regions would you like to see develop friendliest relationship for our own national interest? (CODE ONE ANSWER ONLY)**

- 1 USA
- 2 EU (European Union)
- 3 China
- 4 Japan
- 5 South Korea
- 6 An Asian country other than China, Japan and South Korea
- (7 Malaysia)
- 8 Other (Please specify: \_\_\_\_\_)
- 9 DK

		1	2	3	4	5	6	7	8	9
<b>total</b>		23.7	7.9	32.9	5.7	1.1	8.8	2.4	4.1	13.5
<b>gender</b>	Male	25.8	8.4	35.3	4.4	1.8	7.6	2.2	5.8	8.7
	Female	22.1	7.5	31.0	6.6	0.5	9.7	2.6	2.7	17.2
<b>Age</b>	20-24yrs	35.1	12.4	27.8	12.4	3.1	3.1	-	1.0	5.2
	25-29yrs	18.4	15.5	30.1	5.8	1.9	11.7	3.9	6.8	5.8
	30-34yrs	34.8	8.3	25.8	6.1	1.5	6.8	2.3	3.8	10.6
	35-39yrs	25.0	10.0	36.9	3.8	0.6	7.5	2.5	3.8	10.0
	40-44yrs	23.5	4.7	38.3	7.4	0.7	12.1	1.3	2.0	10.1
	45-49yrs	19.8	8.3	33.1	4.1	0.8	10.7	4.1	2.5	16.5
	50-54yrs	19.5	8.0	25.3	8.0	-	9.2	3.4	6.9	19.5
	55-59yrs	19.6	1.8	26.8	5.4	1.8	14.3	-	8.9	21.4
	60-64yrs	17.9	2.6	46.2	2.6	-	2.6	-	2.6	25.6
	65-69yrs	12.5	2.5	45.0	-	-	-	7.5	5.0	27.5
	70yrs-	15.1	-	37.7	-	-	13.2	1.9	5.7	26.4
<b>Race</b>	Chinese	21.3	6.6	40.4	5.2	1.0	7.8	1.6	3.3	12.9
	Malay	24.0	12.0	7.2	9.6	1.6	16.0	6.4	7.2	16.0
	Indian	37.0	15.2	8.7	5.4	1.1	8.7	4.3	6.5	13.0
	Others	48.1	3.7	14.8	3.7	-	3.7	-	3.7	22.2

**Q.45 [SHOW CARD 27] Whom would you go to for advice when you have worries about your personal problems and important matters?**

- 1 Father
- 2 Mother
- 3 Brothers and sisters
- 4 Other family member and relative
- 5 School teacher
- 6 Friends
- 7 Other (Please specify: \_\_\_\_\_)
- 8 I don't have anyone with whom I can confide
- 9 I don't have any problems

		1	2	3	4	5	6	7	8	9
<b>total</b>		3.6	8.8	11.2	47.1	-	18.9	5.7	3.1	1.7
<b>gender</b>	Male	4.9	7.3	9.6	45.1	-	23.3	4.7	3.8	1.3
	Female	2.6	9.9	12.4	48.6	-	15.5	6.5	2.6	2.0
<b>Age</b>	20-24yrs	9.3	19.6	7.2	18.6	-	37.1	6.2	1.0	1.0
	25-29yrs	2.9	15.5	15.5	25.2	-	30.1	8.7	1.0	1.0
	30-34yrs	6.1	15.2	6.8	42.4	-	24.2	3.0	2.3	-
	35-39yrs	3.1	6.3	11.9	53.8	-	16.3	3.8	2.5	2.5
	40-44yrs	2.0	3.4	13.4	57.7	-	16.1	4.0	3.4	-
	45-49yrs	4.1	8.3	11.6	47.9	-	9.1	12.4	3.3	3.3
	50-54yrs	1.1	8.0	8.0	56.3	-	14.9	4.6	4.6	2.3
	55-59yrs	-	3.6	21.4	44.6	-	16.1	5.4	5.4	3.6
	60-64yrs	2.6	5.1	10.3	61.5	-	17.9	2.6	-	-
	65-69yrs	-	-	12.5	57.5	-	12.5	5.0	10.0	2.5
	70yrs-	3.8	-	5.7	69.8	-	3.8	5.7	5.7	5.7
<b>Race</b>	Chinese	2.1	7.1	12.1	47.2	-	20.4	5.5	3.8	1.8
	Malay	7.2	16.0	8.0	51.2	-	8.8	5.6	1.6	1.6
	Indian	8.7	13.0	8.7	40.2	-	22.8	5.4	-	1.1
	Others	11.1	11.1	7.4	48.1	-	7.4	11.1	-	3.7



Q.46 [SHOW CARD 28] In general, how important is “face keeping” in our society today?

- 1 Very important
- 2 Relatively important
- 3 Relatively unimportant
- 4 Not important at all
- 8 Other (Please specify: \_\_\_\_\_)
- 9 DK

		1	2	3	4	8	9
<b>total</b>		35.8	45.1	12.8	4.9	0.3	1.1
<b>gender</b>	<b>Male</b>	36.7	46.2	10.9	5.3	-	0.9
	<b>Female</b>	35.1	44.3	14.3	4.6	0.5	1.2
<b>Age</b>	<b>20-24yrs</b>	30.9	54.6	9.3	3.1	1.0	1.0
	<b>25-29yrs</b>	30.1	57.3	8.7	2.9	1.0	-
	<b>30-34yrs</b>	34.8	50.8	11.4	1.5	-	1.5
	<b>35-39yrs</b>	31.9	48.8	11.9	6.3	0.6	0.6
	<b>40-44yrs</b>	32.2	45.0	14.1	7.4	-	1.3
	<b>45-49yrs</b>	48.8	38.0	9.9	3.3	-	-
	<b>50-54yrs</b>	36.8	39.1	13.8	8.0	-	2.3
	<b>55-59yrs</b>	41.1	39.3	16.1	3.6	-	-
	<b>60-64yrs</b>	38.5	30.8	25.6	5.1	-	-
	<b>65-69yrs</b>	45.0	30.0	15.0	10.0	-	-
	<b>70yrs-</b>	34.0	34.0	20.8	5.7	-	5.7
<b>Race</b>	<b>Chinese</b>	31.5	47.0	14.0	5.8	0.4	1.3
	<b>Malay</b>	50.4	39.2	8.8	1.6	-	-
	<b>Indian</b>	52.2	33.7	9.8	3.3	-	1.1
	<b>Others</b>	37.0	55.6	7.4	-	-	-

**Q.47 [SHOW CARD 29] Whether or not you have a child, what do you think is the main purpose of bringing up children?**

- 1 For propagating offspring
- 2 For fulfilling social responsibility
- 3 For improving my own life
- 4 For having children to help me in my old age
- 8 Other (Please specify: \_\_\_\_\_)
- 9 DK

		1	2	3	4	8	9
<b>total</b>		30.7	23.6	23.8	13.2	4.4	4.2
<b>gender</b>	<b>Male</b>	35.6	24.9	22.2	9.1	3.6	4.7
	<b>Female</b>	26.9	22.7	25.0	16.4	5.1	3.9
<b>Age</b>	<b>20-24yrs</b>	22.7	24.7	30.9	13.4	5.2	3.1
	<b>25-29yrs</b>	34.0	21.4	24.3	12.6	4.9	2.9
	<b>30-34yrs</b>	28.8	19.7	31.1	6.8	5.3	8.3
	<b>35-39yrs</b>	30.6	21.9	27.5	9.4	8.1	2.5
	<b>40-44yrs</b>	29.5	30.2	22.1	10.7	4.7	2.7
	<b>45-49yrs</b>	28.1	28.1	19.0	13.2	3.3	8.3
	<b>50-54yrs</b>	25.3	20.7	26.4	19.5	2.3	5.7
	<b>55-59yrs</b>	39.3	21.4	21.4	16.1	-	1.8
	<b>60-64yrs</b>	43.6	20.5	10.3	23.1	2.6	-
	<b>65-69yrs</b>	30.0	22.5	10.0	32.5	2.5	2.5
	<b>70yrs-</b>	43.4	22.6	15.1	13.2	1.9	3.8
<b>Race</b>	<b>Chinese</b>	31.1	23.7	24.3	10.7	5.0	5.0
	<b>Malay</b>	28.8	23.2	17.6	26.4	1.6	2.4
	<b>Indian</b>	27.2	28.3	21.7	17.4	4.3	1.1
	<b>Others</b>	37.0	7.4	44.4	11.1	-	-

**Q.48 [SHOW CARD 30] Do you think that children should help their parents when the parents get old or they should take care of themselves?**

- 1 Children should help their old parents
- 2 Parents should take care of themselves
- 8 Other (Please specify: \_\_\_\_\_)
- 9 DK

		1	2	8	9
<b>total</b>		82.7	14.1	1.6	1.5
<b>gender</b>	Male	83.3	13.3	1.3	2.0
	Female	82.3	14.7	1.9	1.2
<b>Age</b>	20-24yrs	88.7	8.2	2.1	1.0
	25-29yrs	81.6	17.5	1.0	-
	30-34yrs	80.3	16.7	0.8	2.3
	35-39yrs	83.1	12.5	2.5	1.9
	40-44yrs	79.9	14.1	1.3	4.7
	45-49yrs	83.5	14.9	1.7	-
	50-54yrs	87.4	10.3	2.3	-
	55-59yrs	73.2	21.4	3.6	1.8
	60-64yrs	82.1	15.4	-	2.6
	65-69yrs	82.5	17.5	-	-
	70yrs-	88.7	9.4	1.9	-
<b>Race</b>	Chinese	81.5	14.6	2.1	1.8
	Malay	90.4	9.6	-	-
	Indian	81.5	17.4	-	1.1
	Others	88.9	7.4	-	3.7

Q.49 a. [SHOW CARD 31] Imagine the following situation. Your parents died when you were young and your neighbor Mr. Chen brought you up. Because of Mr. Chen's help, you graduated from a college and live comfortably today. Now, you hear that Mr. Chen is suffering from a terminal illness. According to his doctor, he has only 3 months to live, although he does not know about it. You also learned that Mr. Chen might live long enough if a special surgery is performed that would also eliminate his pain. However, it will take all the assets (money) you have to save Mr. Chen's life. What will you do?

- 1 I will use all assets (money) to save Mr. Chen's life through surgery.  
 2 I wouldn't help Mr. Chen's life by giving all assets (money) for the surgery.  
 8 Others Please specify: \_\_\_\_\_ )  
 (9 DK)

		1	2	8	9
total		82.4	7.0	9.3	1.3
gender	Male	81.8	7.1	10.0	1.1
	Female	83.0	7.0	8.7	1.4
Age	20-24yrs	83.5	6.2	8.2	2.1
	25-29yrs	89.3	6.8	2.9	1.0
	30-34yrs	87.9	5.3	6.1	0.8
	35-39yrs	83.8	8.8	6.3	1.3
	40-44yrs	85.2	7.4	6.7	0.7
	45-49yrs	80.2	6.6	10.7	2.5
	50-54yrs	78.2	9.2	10.3	2.3
	55-59yrs	73.2	5.4	21.4	-
	60-64yrs	79.5	12.8	7.7	-
	65-69yrs	70.0	2.5	27.5	-
	70yrs-	75.5	5.7	17.0	1.9
Race	Chinese	81.7	6.3	10.6	1.4
	Malay	84.8	8.8	6.4	-
	Indian	85.9	8.7	4.3	1.1
	Others	81.5	14.8	-	3.7

b. **[SHOW CARD 32]** The last question dealt with a benefactor; what would you do if it was one of your parents who needs the surgery?

- 1 I will use all assets (money) to save my parent's life through surgery.  
 2 I wouldn't help my parent's life by giving all assets (money) for the surgery.  
 8 Others (Please specify: \_\_\_\_\_)  
 (9 DK)

		1	2	8	9
<b>total</b>		87.8	5.0	6.0	1.3
<b>gender</b>	Male	88.2	6.0	4.7	1.1
	Female	87.4	4.3	7.0	1.4
<b>Age</b>	20-24yrs	87.6	3.1	6.2	3.1
	25-29yrs	96.1	1.9	1.9	-
	30-34yrs	89.4	6.8	2.3	1.5
	35-39yrs	89.4	7.5	3.1	-
	40-44yrs	87.9	5.4	5.4	1.3
	45-49yrs	84.3	5.8	7.4	2.5
	50-54yrs	85.1	4.6	8.0	2.3
	55-59yrs	83.9	3.6	12.5	-
	60-64yrs	89.7	5.1	5.1	-
	65-69yrs	77.5	-	22.5	-
	70yrs-	84.9	5.7	7.5	1.9
<b>Race</b>	Chinese	86.9	4.8	6.7	1.6
	Malay	89.6	4.8	5.6	-
	Indian	91.3	6.5	2.2	-
	Others	92.6	7.4	-	-

**Q.50 [SHOW CARD 33] How do you feel about each of the following traditional values?**

**a. We should respect ancestors.**

- 1 Strongly Agree
- 2 Agree
- 3 Disagree
- 4 Strongly Disagree
- 8 Other
- 9 Don't know

		1	2	3	4	8	9
<b>total</b>		45.3	50.2	2.1	1.3	0.2	0.9
<b>gender</b>	<b>Male</b>	47.6	47.8	1.8	1.8	0.2	0.9
	<b>Female</b>	43.6	52.1	2.4	0.9	0.2	0.9
<b>Age</b>	<b>20-24yrs</b>	35.1	60.8	3.1	1.0	-	-
	<b>25-29yrs</b>	48.5	48.5	1.9	1.0	-	-
	<b>30-34yrs</b>	35.6	62.9	-	0.8	0.8	-
	<b>35-39yrs</b>	40.0	55.6	1.9	0.6	-	1.9
	<b>40-44yrs</b>	45.6	48.3	0.7	3.4	0.7	1.3
	<b>45-49yrs</b>	50.4	43.8	4.1	0.8	-	0.8
	<b>50-54yrs</b>	51.7	46.0	1.1	1.1	-	-
	<b>55-59yrs</b>	50.0	44.6	3.6	1.8	-	-
	<b>60-64yrs</b>	56.4	38.5	2.6	-	-	2.6
	<b>65-69yrs</b>	45.0	47.5	2.5	2.5	-	2.5
	<b>70yrs-</b>	62.3	30.2	5.7	-	-	1.9
<b>Race</b>	<b>Chinese</b>	44.0	51.5	2.4	1.0	0.3	0.9
	<b>Malay</b>	44.0	50.4	1.6	2.4	-	1.6
	<b>Indian</b>	57.6	40.2	1.1	1.1	-	-
	<b>Others</b>	48.1	48.1	-	3.7	-	-

**Q.50 [SHOW CARD 33] How do you feel about each of the following traditional values?**

**b. The eldest son should look after his aging parents**

- 1 Strongly Agree
- 2 Agree
- 3 Disagree
- 4 Strongly Disagree
- 8 Other
- 9 Don't know

		1	2	3	4	8	9
<b>total</b>		14.0	27.1	51.6	5.4	1.1	0.9
<b>gender</b>	Male	14.2	28.4	51.6	5.1	0.2	0.4
	Female	13.8	26.1	51.6	5.6	1.7	1.2
<b>Age</b>	20-24yrs	13.4	27.8	50.5	7.2	1.0	-
	25-29yrs	17.5	29.1	44.7	5.8	1.0	1.9
	30-34yrs	6.8	31.1	53.8	8.3	-	-
	35-39yrs	7.5	31.3	51.9	5.0	2.5	1.9
	40-44yrs	10.7	26.8	55.0	6.7	-	0.7
	45-49yrs	15.7	21.5	55.4	4.1	1.7	1.7
	50-54yrs	19.5	16.1	58.6	3.4	1.1	1.1
	55-59yrs	21.4	19.6	51.8	5.4	1.8	-
	60-64yrs	23.1	28.2	48.7	-	-	-
	65-69yrs	12.5	35.0	50.0	2.5	-	-
	70yrs-	28.3	32.1	34.0	3.8	1.9	-
<b>Race</b>	Chinese	11.6	26.2	54.2	5.5	1.4	1.0
	Malay	24.0	29.6	40.8	4.8	-	0.8
	Indian	20.7	30.4	44.6	4.3	-	-
	Others	14.8	29.6	48.1	7.4	-	-

**Q.50 [SHOW CARD 33] How do you feel about each of the following traditional values?**

**c. A wife should follow her husband**

- 1 Strongly Agree
- 2 Agree
- 3 Disagree
- 4 Strongly Disagree
- 8 Other
- 9 Don't know

		1	2	3	4	8	9
<b>total</b>		17.8	47.0	28.4	4.1	1.5	1.3
<b>gender</b>	Male	16.9	50.0	26.7	2.7	2.4	1.3
	Female	18.6	44.6	29.6	5.1	0.9	1.2
<b>Age</b>	20-24yrs	7.2	35.1	43.3	11.3	2.1	1.0
	25-29yrs	22.3	44.7	23.3	6.8	1.9	1.0
	30-34yrs	8.3	45.5	38.6	5.3	1.5	0.8
	35-39yrs	15.0	50.0	30.0	1.3	2.5	1.3
	40-44yrs	14.8	54.4	24.8	3.4	2.7	-
	45-49yrs	20.7	40.5	33.1	2.5	-	3.3
	50-54yrs	24.1	36.8	29.9	5.7	2.3	1.1
	55-59yrs	26.8	55.4	16.1	-	-	1.8
	60-64yrs	23.1	59.0	12.8	2.6	-	2.6
	65-69yrs	17.5	62.5	17.5	-	-	2.5
	70yrs-	39.6	49.1	9.4	1.9	-	-
<b>Race</b>	Chinese	15.3	45.9	31.7	4.0	1.8	1.4
	Malay	25.6	57.6	14.4	1.6	0.8	-
	Indian	28.3	43.5	19.6	7.6	-	1.1
	Others	22.2	40.7	25.9	3.7	3.7	3.7



**Q.50 [SHOW CARD 33] How do you feel about each of the following traditional values?**

**d. Not to marry someone whom your parents object to**

- 1 Strongly Agree**
- 2 Agree**
- 3 Disagree**
- 4 Strongly Disagree**
- 8 Other**
- 9 Don't know**

		<b>1</b>	<b>2</b>	<b>3</b>	<b>4</b>	<b>8</b>	<b>9</b>
<b>total</b>		<b>4.1</b>	<b>20.4</b>	<b>60.6</b>	<b>8.3</b>	<b>1.6</b>	<b>4.9</b>
<b>gender</b>	<b>Male</b>	<b>3.8</b>	<b>17.1</b>	<b>64.2</b>	<b>9.3</b>	<b>1.3</b>	<b>4.2</b>
	<b>Female</b>	<b>4.4</b>	<b>23.0</b>	<b>57.8</b>	<b>7.5</b>	<b>1.9</b>	<b>5.5</b>
<b>Age</b>	<b>20-24yrs</b>	<b>3.1</b>	<b>21.6</b>	<b>61.9</b>	<b>11.3</b>	<b>-</b>	<b>2.1</b>
	<b>25-29yrs</b>	<b>4.9</b>	<b>16.5</b>	<b>62.1</b>	<b>12.6</b>	<b>2.9</b>	<b>1.0</b>
	<b>30-34yrs</b>	<b>0.8</b>	<b>15.9</b>	<b>70.5</b>	<b>9.8</b>	<b>0.8</b>	<b>2.3</b>
	<b>35-39yrs</b>	<b>5.6</b>	<b>20.6</b>	<b>60.6</b>	<b>5.6</b>	<b>2.5</b>	<b>5.0</b>
	<b>40-44yrs</b>	<b>4.0</b>	<b>23.5</b>	<b>54.4</b>	<b>10.7</b>	<b>0.7</b>	<b>6.7</b>
	<b>45-49yrs</b>	<b>6.6</b>	<b>16.5</b>	<b>62.0</b>	<b>5.0</b>	<b>1.7</b>	<b>8.3</b>
	<b>50-54yrs</b>	<b>4.6</b>	<b>19.5</b>	<b>63.2</b>	<b>8.0</b>	<b>-</b>	<b>4.6</b>
	<b>55-59yrs</b>	<b>3.6</b>	<b>16.1</b>	<b>62.5</b>	<b>5.4</b>	<b>3.6</b>	<b>8.9</b>
	<b>60-64yrs</b>	<b>5.1</b>	<b>30.8</b>	<b>48.7</b>	<b>5.1</b>	<b>-</b>	<b>10.3</b>
	<b>65-69yrs</b>	<b>5.0</b>	<b>27.5</b>	<b>57.5</b>	<b>7.5</b>	<b>-</b>	<b>2.5</b>
	<b>70yrs-</b>	<b>1.9</b>	<b>30.2</b>	<b>49.1</b>	<b>5.7</b>	<b>7.5</b>	<b>5.7</b>
<b>Race</b>	<b>Chinese</b>	<b>2.5</b>	<b>15.8</b>	<b>65.1</b>	<b>9.2</b>	<b>1.9</b>	<b>5.5</b>
	<b>Malay</b>	<b>7.2</b>	<b>36.8</b>	<b>48.8</b>	<b>4.0</b>	<b>0.8</b>	<b>2.4</b>
	<b>Indian</b>	<b>14.1</b>	<b>34.8</b>	<b>39.1</b>	<b>6.5</b>	<b>1.1</b>	<b>4.3</b>
	<b>Others</b>	<b>3.7</b>	<b>33.3</b>	<b>55.6</b>	<b>7.4</b>	<b>-</b>	<b>-</b>

Q.50 [SHOW CARD 33] How do you feel about each of the following traditional values?

e. We should follow older people

		1	2	3	4	8	9
	1 Strongly Agree						
	2 Agree						
	3 Disagree						
	4 Strongly Disagree						
	8 Other						
	9 Don't know						
<b>total</b>		<b>6.5</b>	<b>39.0</b>	<b>45.2</b>	<b>3.3</b>	<b>3.1</b>	<b>3.0</b>
<b>gender</b>	<b>Male</b>	<b>4.9</b>	<b>36.2</b>	<b>48.9</b>	<b>3.6</b>	<b>3.3</b>	<b>3.1</b>
	<b>Female</b>	<b>7.7</b>	<b>41.1</b>	<b>42.4</b>	<b>3.1</b>	<b>2.9</b>	<b>2.9</b>
<b>Age</b>	<b>20-24yrs</b>	<b>5.2</b>	<b>39.2</b>	<b>45.4</b>	<b>5.2</b>	<b>3.1</b>	<b>2.1</b>
	<b>25-29yrs</b>	<b>5.8</b>	<b>34.0</b>	<b>45.6</b>	<b>5.8</b>	<b>3.9</b>	<b>4.9</b>
	<b>30-34yrs</b>	<b>0.8</b>	<b>34.8</b>	<b>57.6</b>	<b>3.0</b>	<b>2.3</b>	<b>1.5</b>
	<b>35-39yrs</b>	<b>4.4</b>	<b>34.4</b>	<b>47.5</b>	<b>4.4</b>	<b>3.1</b>	<b>6.3</b>
	<b>40-44yrs</b>	<b>6.0</b>	<b>38.9</b>	<b>46.3</b>	<b>3.4</b>	<b>2.7</b>	<b>2.7</b>
	<b>45-49yrs</b>	<b>9.9</b>	<b>34.7</b>	<b>49.6</b>	<b>1.7</b>	<b>2.5</b>	<b>1.7</b>
	<b>50-54yrs</b>	<b>10.3</b>	<b>33.3</b>	<b>48.3</b>	<b>1.1</b>	<b>4.6</b>	<b>2.3</b>
	<b>55-59yrs</b>	<b>8.9</b>	<b>55.4</b>	<b>28.6</b>	<b>3.6</b>	<b>3.6</b>	<b>-</b>
	<b>60-64yrs</b>	<b>12.8</b>	<b>64.1</b>	<b>20.5</b>	<b>-</b>	<b>2.6</b>	<b>-</b>
	<b>65-69yrs</b>	<b>2.5</b>	<b>65.0</b>	<b>30.0</b>	<b>-</b>	<b>-</b>	<b>2.5</b>
	<b>70yrs-</b>	<b>13.2</b>	<b>35.8</b>	<b>35.8</b>	<b>3.8</b>	<b>5.7</b>	<b>5.7</b>
<b>Race</b>	<b>Chinese</b>	<b>4.9</b>	<b>34.7</b>	<b>49.7</b>	<b>3.5</b>	<b>3.9</b>	<b>3.3</b>
	<b>Malay</b>	<b>9.6</b>	<b>55.2</b>	<b>31.2</b>	<b>1.6</b>	<b>0.8</b>	<b>1.6</b>
	<b>Indian</b>	<b>15.2</b>	<b>54.3</b>	<b>23.9</b>	<b>3.3</b>	<b>-</b>	<b>3.3</b>
	<b>Others</b>	<b>7.4</b>	<b>37.0</b>	<b>51.9</b>	<b>3.7</b>	<b>-</b>	<b>-</b>

**Q.50 [SHOW CARD 33] How do you feel about each of the following traditional values?**

**f. We need a son to keep our family line going**

- 1 Strongly Agree
- 2 Agree
- 3 Disagree
- 4 Strongly Disagree
- 8 Other
- 9 Don't know

		1	2	3	4	8	9
<b>total</b>		10.5	31.3	50.3	6.4	0.8	0.7
<b>gender</b>	Male	11.1	30.7	52.0	5.1	0.9	0.2
	Female	10.1	31.9	49.1	7.3	0.7	1.0
<b>Age</b>	20-24yrs	4.1	19.6	61.9	12.4	1.0	1.0
	25-29yrs	9.7	25.2	55.3	8.7	-	1.0
	30-34yrs	4.5	28.0	56.8	9.8	0.8	-
	35-39yrs	8.8	30.0	52.5	5.6	1.9	1.3
	40-44yrs	6.0	26.8	61.7	5.4	-	-
	45-49yrs	14.9	33.1	44.6	5.8	0.8	0.8
	50-54yrs	17.2	25.3	51.7	4.6	1.1	-
	55-59yrs	7.1	51.8	35.7	5.4	-	-
	60-64yrs	20.5	46.2	28.2	-	-	5.1
	65-69yrs	12.5	52.5	35.0	-	-	-
	70yrs-	30.2	47.2	18.9	1.9	1.9	-
<b>Race</b>	Chinese	9.7	29.4	52.3	6.8	1.0	0.8
	Malay	12.0	43.2	40.8	4.0	-	-
	Indian	14.1	31.5	46.7	6.5	-	1.1
	Others	14.8	33.3	48.1	3.7	-	-

**Q.50 [SHOW CARD 33] How do you feel about each of the following traditional values?**

**g. Men should work outside and women should tend to housekeeping**

- 1 Strongly Agree
- 2 Agree
- 3 Disagree
- 4 Strongly Disagree
- 8 Other
- 9 Don't know

		1	2	3	4	8	9
<b>total</b>		6.1	22.7	56.4	13.0	1.2	0.7
<b>gender</b>	Male	6.4	19.6	60.2	11.8	1.1	0.9
	Female	5.8	25.0	53.5	14.0	1.2	0.5
<b>Age</b>	20-24yrs	3.1	14.4	54.6	27.8	-	-
	25-29yrs	1.9	15.5	50.5	31.1	1.0	-
	30-34yrs	0.8	15.9	65.9	16.7	0.8	-
	35-39yrs	6.3	27.5	53.1	10.0	2.5	0.6
	40-44yrs	3.4	22.1	64.4	7.4	0.7	2.0
	45-49yrs	6.6	20.7	61.2	10.7	-	0.8
	50-54yrs	12.6	18.4	62.1	3.4	1.1	2.3
	55-59yrs	8.9	28.6	48.2	10.7	3.6	-
	60-64yrs	7.7	41.0	46.2	2.6	2.6	-
	65-69yrs	7.5	37.5	55.0	-	-	-
	70yrs-	22.6	35.8	32.1	7.5	1.9	-
<b>Race</b>	Chinese	5.5	21.9	57.1	13.1	1.4	0.9
	Malay	7.2	32.0	49.6	10.4	0.8	-
	Indian	7.6	16.3	62.0	14.1	-	-
	Others	11.1	22.2	48.1	18.5	-	-

Q.51 [SHOW CARD 34] There are many religions in the world, some of which are in conflict with one another. What do you think we should do? Which one of the following ideas comes closest to your thoughts? Please select only one answer.

1. Everyone should spread one's own religious belief
2. We should all try to make others understand our religious belief
3. We should all try to understand each other's religion
4. Regardless of understanding each other's religion, we should all respect each other's religious belief
8. Other (Please specify: \_\_\_\_\_)
9. DK

		1	2	3	4	8	9
<b>total</b>		1.9	3.6	20.3	70.0	0.5	3.7
<b>gender</b>	Male	2.0	3.3	20.4	70.7	0.7	2.9
	Female	1.9	3.7	20.3	69.5	0.3	4.3
<b>Age</b>	20-24yrs	1.0	3.1	30.9	63.9	-	1.0
	25-29yrs	1.0	1.0	27.2	66.0	1.9	2.9
	30-34yrs	3.0	4.5	20.5	68.9	-	3.0
	35-39yrs	3.8	3.1	21.3	67.5	0.6	3.8
	40-44yrs	2.0	4.0	18.8	72.5	0.7	2.0
	45-49yrs	0.8	5.8	18.2	67.8	0.8	6.6
	50-54yrs	1.1	3.4	20.7	74.7	-	-
	55-59yrs	-	1.8	14.3	78.6	-	5.4
	60-64yrs	2.6	5.1	15.4	74.4	-	2.6
	65-69yrs	-	2.5	15.0	77.5	-	5.0
	70yrs-	3.8	3.8	7.5	71.7	-	13.2
<b>Race</b>	Chinese	2.0	3.4	18.5	71.0	0.4	4.7
	Malay	-	3.2	32.0	63.2	0.8	0.8
	Indian	2.2	4.3	23.9	68.5	1.1	-
	Others	7.4	7.4	7.4	77.8	-	-

**Q.52 [SHOW CARD 35] What qualifications should a good leader have in your workplace? Please choose the three most important qualifications among the following. (3 multi-answers)**

		1	2	3	4	5	6	7	8	9	10	11	99
1	Technical competence												
2	Fair in treating followers												
3	Being liked and respected by followers												
4	Serious attitudes toward work												
5	Good human relations and have a wide acquaintance												
6	Sincere in attitudes toward co-workers												
7	Being quick in decision and determined												
8	Good judgment												
9	Ability to bring great benefit to followers												
10	Seniority												
11	Come from good family background												
(99	DK)												
<b>total</b>		<b>21.9</b>	<b>48.1</b>	<b>29.4</b>	<b>30.2</b>	<b>37.4</b>	<b>45.4</b>	<b>24.1</b>	<b>35.4</b>	<b>18.4</b>	<b>3.0</b>	<b>3.4</b>	<b>0.3</b>
<b>gender</b>	<b>Male</b>	<b>25.1</b>	<b>46.9</b>	<b>25.6</b>	<b>28.7</b>	<b>34.7</b>	<b>43.6</b>	<b>28.9</b>	<b>41.1</b>	<b>17.3</b>	<b>2.4</b>	<b>2.7</b>	<b>0.2</b>
	<b>Female</b>	<b>19.4</b>	<b>49.1</b>	<b>32.4</b>	<b>31.3</b>	<b>39.5</b>	<b>46.8</b>	<b>20.4</b>	<b>31.0</b>	<b>19.3</b>	<b>3.4</b>	<b>3.9</b>	<b>0.3</b>
<b>Age</b>	<b>20-24yrs</b>	<b>25.8</b>	<b>49.5</b>	<b>23.7</b>	<b>25.8</b>	<b>39.2</b>	<b>44.3</b>	<b>27.8</b>	<b>36.1</b>	<b>21.6</b>	<b>3.1</b>	<b>1.0</b>	<b>-</b>
	<b>25-29yrs</b>	<b>22.3</b>	<b>46.6</b>	<b>31.1</b>	<b>30.1</b>	<b>44.7</b>	<b>33.0</b>	<b>23.3</b>	<b>40.8</b>	<b>21.4</b>	<b>1.0</b>	<b>1.9</b>	<b>-</b>
	<b>30-34yrs</b>	<b>19.7</b>	<b>43.9</b>	<b>22.7</b>	<b>31.1</b>	<b>37.1</b>	<b>45.5</b>	<b>36.4</b>	<b>40.2</b>	<b>18.2</b>	<b>2.3</b>	<b>0.8</b>	<b>0.8</b>
	<b>35-39yrs</b>	<b>25.6</b>	<b>40.6</b>	<b>30.0</b>	<b>31.9</b>	<b>34.4</b>	<b>43.8</b>	<b>28.8</b>	<b>36.3</b>	<b>19.4</b>	<b>2.5</b>	<b>3.1</b>	<b>-</b>
	<b>40-44yrs</b>	<b>22.8</b>	<b>54.4</b>	<b>20.8</b>	<b>31.5</b>	<b>34.9</b>	<b>49.7</b>	<b>24.8</b>	<b>37.6</b>	<b>16.1</b>	<b>0.7</b>	<b>3.4</b>	<b>-</b>
	<b>45-49yrs</b>	<b>21.5</b>	<b>44.6</b>	<b>32.2</b>	<b>26.4</b>	<b>42.1</b>	<b>51.2</b>	<b>21.5</b>	<b>27.3</b>	<b>20.7</b>	<b>4.1</b>	<b>5.0</b>	<b>-</b>
	<b>50-54yrs</b>	<b>26.4</b>	<b>50.6</b>	<b>26.4</b>	<b>40.2</b>	<b>35.6</b>	<b>44.8</b>	<b>14.9</b>	<b>33.3</b>	<b>17.2</b>	<b>1.1</b>	<b>1.1</b>	<b>2.2</b>
	<b>55-59yrs</b>	<b>21.4</b>	<b>46.4</b>	<b>32.1</b>	<b>25.0</b>	<b>32.1</b>	<b>58.9</b>	<b>14.3</b>	<b>35.7</b>	<b>12.5</b>	<b>10.7</b>	<b>5.4</b>	<b>-</b>
	<b>60-64yrs</b>	<b>12.8</b>	<b>48.7</b>	<b>48.7</b>	<b>25.6</b>	<b>33.3</b>	<b>38.5</b>	<b>15.4</b>	<b>33.3</b>	<b>25.6</b>	<b>5.1</b>	<b>12.8</b>	<b>-</b>
	<b>65-69yrs</b>	<b>10.0</b>	<b>65.0</b>	<b>50.0</b>	<b>22.5</b>	<b>45.0</b>	<b>52.5</b>	<b>12.5</b>	<b>17.5</b>	<b>15.0</b>	<b>7.5</b>	<b>2.5</b>	<b>-</b>
	<b>70yrs-</b>	<b>15.1</b>	<b>56.6</b>	<b>41.5</b>	<b>34.0</b>	<b>32.1</b>	<b>37.7</b>	<b>18.9</b>	<b>39.6</b>	<b>11.3</b>	<b>3.8</b>	<b>9.4</b>	<b>-</b>
<b>Race</b>	<b>Chinese</b>	<b>20.8</b>	<b>50.3</b>	<b>28.6</b>	<b>29.4</b>	<b>35.7</b>	<b>47.2</b>	<b>24.7</b>	<b>36.2</b>	<b>18.4</b>	<b>3.2</b>	<b>2.8</b>	<b>0.1</b>
	<b>Malay</b>	<b>21.6</b>	<b>45.6</b>	<b>34.4</b>	<b>28.8</b>	<b>40.0</b>	<b>47.2</b>	<b>20.0</b>	<b>30.4</b>	<b>17.6</b>	<b>3.2</b>	<b>4.8</b>	<b>0.8</b>
	<b>Indian</b>	<b>32.6</b>	<b>33.7</b>	<b>27.2</b>	<b>32.6</b>	<b>51.1</b>	<b>29.3</b>	<b>26.1</b>	<b>34.8</b>	<b>20.7</b>	<b>2.2</b>	<b>5.4</b>	<b>1.1</b>
	<b>Others</b>	<b>18.5</b>	<b>44.4</b>	<b>37.0</b>	<b>51.9</b>	<b>29.6</b>	<b>40.7</b>	<b>18.5</b>	<b>37.0</b>	<b>14.8</b>	<b>-</b>	<b>7.4</b>	<b>-</b>

**Q.53 [SHOW CARD 36]** As a result of advanced medical science and technology, we are able to transplant organs such as heart and liver from people who die in a car accident or illness to people who are suffering from serious illnesses. How do you feel about this type of medical treatment now available? Which one of the following opinions comes closer to yours?

1. It's a good thing because it will help people who can recover from serious illness to recover normal life again
2. Even if it helps to save lives, it is not a good thing to extract an organ from dead people
8. Other (Please specify: \_\_\_\_\_)
9. DK

		1	2	8	9
<b>total</b>		83.0	11.1	0.9	5.0
<b>gender</b>	Male	84.0	9.6	1.1	5.3
	Female	82.3	12.3	0.7	4.8
<b>Age</b>	20-24yrs	89.7	7.2	-	3.1
	25-29yrs	90.3	8.7	-	1.0
	30-34yrs	87.1	9.1	1.5	2.3
	35-39yrs	85.6	7.5	1.9	5.0
	40-44yrs	82.6	11.4	0.7	5.4
	45-49yrs	79.3	9.1	1.7	9.9
	50-54yrs	81.6	13.8	-	4.6
	55-59yrs	69.6	25.0	-	5.4
	60-64yrs	79.5	15.4	-	5.1
	65-69yrs	67.5	20.0	2.5	10.0
	70yrs-	79.2	13.2	-	7.5
<b>Race</b>	Chinese	84.6	9.8	0.9	4.7
	Malay	70.4	20.0	0.8	8.8
	Indian	84.8	10.9	1.1	3.3
	Others	88.9	7.4	-	3.7

Q.54 [SHOW CARD 37] Please look carefully at the following list of voluntary organizations and activities and say... which, if any, do you belong to? (Code all 'yes' answers as 1, if not mentioned code as 2) (*Multi Answers*)

																		<u>Belong</u>	<u>Not</u> <u>Mentioned</u>
1.	Neighborhood organizations (Residents' Committee or RC)																	1	2
2.	Parents' alumni and teachers' associations																	1	2
3.	Women's club, seniors' club, young people's club (Non religious nature)																	1	2
4.	Civil Defence Volunteer Group, Voluntary neighbourhood watch group																	1	2
5.	Farmers' association, fishermen's association																	1	2
6.	Chamber of commerce and industry and other industrial association																	1	2
7.	Labour union (Trade union)																	1	2
8.	Club for sports, recreation, hobby or cultural activities																	1	2
9.	Regional association, class reunion association, alumni association																	1	2
10.	Religious organization																	1	2
11.	CASE (Consumers Association of Singapore)																	1	2
12.	Political group, election campaign organization																	1	2
13.	Environment protection group																	1	2
14.	Family Service Centresnm																		
15.	Others (Please specify: _____)																		
16.	None																		
		1	2	3	4	5	6	7	8	9	10	11	12	13	14	15	16		
total		5.1	2.6	1.1	1.8	-	0.5	3.6	7.1	2.6	9.7	0.8	1.3	1.3	0.8	1.6	74.4		
gender	Male	5.3	2.7	0.7	3.6	-	0.9	5.8	10.2	2.4	9.3	1.6	2.2	1.3	0.4	2.2	71.3		
	Female	4.9	2.6	1.4	0.5	-	0.2	1.9	4.8	2.7	10.1	0.2	0.5	1.2	1.0	1.2	76.8		
Age	20-24yrs	4.1	2.1	-	4.1	-	-	1.0	14.4	6.2	5.2	1.0	2.1	2.1	1.0	1.0	71.1		
	25-29yrs	1.9	2.9	1.0	2.9	-	1.0	2.9	14.6	3.9	11.7	1.0	1.0	1.0	1.0	2.9	71.8		
	30-34yrs	4.5	3.0	3.8	2.3	-	2.3	2.3	6.1	2.3	11.4	0.8	2.3	2.3	0.8	1.5	73.3		
	35-39yrs	5.0	5.0	-	3.1	-	-	6.3	5.0	2.5	11.3	1.9	1.9	1.9	0.6	1.3	74.4		
	40-44yrs	4.0	2.7	-	-	-	0.7	5.4	7.4	0.7	8.1	-	-	0.7	-	1.3	71.8		
	45-49yrs	4.1	1.7	0.8	1.7	-	-	6.6	5.0	0.8	6.6	1.7	2.5	1.7	0.8	3.3	74.4		
	50-54yrs	5.7	3.4	1.1	1.1	-	-	3.4	8.0	3.4	17.2	-	1.1	-	2.3	-	75.9		
	55-59yrs	8.9	1.8	3.6	-	-	-	1.8	3.6	7.1	10.7	-	-	1.8	-	3.6	69.6		
	60-64yrs	7.7	-	-	2.6	-	-	-	2.6	-	5.1	-	-	-	2.6	-	82.1		
	65-69yrs	15.0	-	-	-	-	-	-	2.5	2.5	-	-	-	-	-	-	82.5		
	70yrs-	5.7	-	1.9	-	-	-	-	1.9	-	15.1	-	-	-	-	1.9	77.4		
Race	Chinese	4.5	2.3	1.3	1.3	-	0.6	3.3	7.3	2.6	8.7	0.6	1.1	1.0	0.8	1.3	75.8		
	Malay	7.2	3.2	0.8	2.4	-	-	4.8	4.8	0.8	12.8	1.6	1.6	1.6	-	1.6	71.2		
	Indian	8.7	3.3	-	5.4	-	-	3.3	8.7	3.3	13.0	1.1	1.1	2.2	2.2	5.4	67.4		
	Others	-	7.4	-	3.7	-	-	7.4	7.4	7.4	14.8	-	3.7	3.7	-	-	74.1		



**Q.55 [SHOW CARD 38]** Imagine the following situation. You are working in a firm. After discovering the wrongdoings of a coworker benefiting himself/herself by breaking the rules, you decide to report it to his/her superiors. Then, one day, an armed robber broke into the office and threatened you and others present with weapons. You, too, were exposed to the danger of losing your life. But thanks to the coworker whose wrongdoings you wanted to report, your life was saved. Would you still report the wrongdoings of the coworker to his/her superiors or not?

1. While I appreciate his/her help in saving me, I still have to report the wrongdoings to his/her superiors.
2. I thank him/her for saving my life and forget about his/her wrongdoings.
- 8 Other (Please specify: \_\_\_\_\_)
- 9 DK

		1	2	8	9
<b>total</b>		40.1	39.3	11.7	8.9
<b>gender</b>	Male	40.2	40.2	11.8	7.8
	Female	40.0	38.7	11.6	9.7
<b>Age</b>	20-24yrs	49.5	35.1	9.3	6.2
	25-29yrs	45.6	35.9	13.6	4.9
	30-34yrs	43.9	34.8	9.1	12.1
	35-39yrs	43.1	38.8	8.8	9.4
	40-44yrs	38.3	42.3	13.4	6.0
	45-49yrs	36.4	38.0	17.4	8.3
	50-54yrs	43.7	34.5	9.2	12.6
	55-59yrs	35.7	42.9	14.3	7.1
	60-64yrs	17.9	53.8	5.1	23.1
	65-69yrs	17.5	52.5	17.5	12.5
	70yrs-	39.6	45.3	11.3	3.8
<b>Race</b>	Chinese	37.3	40.7	12.0	10.0
	Malay	47.2	36.0	8.0	8.8
	Indian	50.0	34.8	13.0	2.2
	Others	55.6	29.6	14.8	-

**F3b 【Main Language】 What is your main language?**

- 1 Mandarin
- 2 Malay
- 3 Tamil
- 4 English
- 5 Others (Please specify: \_\_\_\_\_)

		1	2	3	4	5
<b>total</b>		<b>46.3</b>	<b>10.3</b>	<b>4.0</b>	<b>36.5</b>	<b>5.6</b>
<b>gender</b>	<b>Male</b>	<b>44.7</b>	<b>11.1</b>	<b>3.8</b>	<b>39.3</b>	<b>4.0</b>
	<b>Female</b>	<b>47.5</b>	<b>9.7</b>	<b>4.1</b>	<b>34.4</b>	<b>6.8</b>
<b>Age group</b>	<b>20-24</b>	<b>40.2</b>	<b>10.3</b>	<b>5.2</b>	<b>48.5</b>	<b>-</b>
	<b>25-29</b>	<b>35.0</b>	<b>10.7</b>	<b>3.9</b>	<b>50.5</b>	<b>1.0</b>
	<b>30-34</b>	<b>42.4</b>	<b>7.6</b>	<b>1.5</b>	<b>49.2</b>	<b>3.0</b>
	<b>35-39</b>	<b>51.3</b>	<b>9.4</b>	<b>4.4</b>	<b>34.4</b>	<b>3.8</b>
	<b>40-44</b>	<b>51.0</b>	<b>6.7</b>	<b>4.0</b>	<b>36.2</b>	<b>4.0</b>
	<b>45-49</b>	<b>42.1</b>	<b>15.7</b>	<b>5.8</b>	<b>37.2</b>	<b>3.3</b>
	<b>50-54</b>	<b>46.0</b>	<b>17.2</b>	<b>3.4</b>	<b>31.0</b>	<b>4.6</b>
	<b>55-59</b>	<b>46.4</b>	<b>10.7</b>	<b>5.4</b>	<b>28.6</b>	<b>8.9</b>
	<b>60-64</b>	<b>66.7</b>	<b>12.8</b>	<b>2.6</b>	<b>15.4</b>	<b>7.7</b>
	<b>65-69</b>	<b>62.5</b>	<b>5.0</b>	<b>7.5</b>	<b>10.0</b>	<b>15.0</b>
	<b>70 and above</b>	<b>43.4</b>	<b>7.5</b>	<b>-</b>	<b>15.1</b>	<b>35.8</b>
<b>Race</b>	<b>Chinese</b>	<b>60.5</b>	<b>0.4</b>	<b>-</b>	<b>35.3</b>	<b>6.3</b>
	<b>Malay</b>	<b>-</b>	<b>78.4</b>	<b>-</b>	<b>25.6</b>	<b>-</b>
	<b>Indian</b>	<b>-</b>	<b>3.3</b>	<b>44.6</b>	<b>50.0</b>	<b>4.3</b>
	<b>Others</b>	<b>-</b>	<b>11.1</b>	<b>-</b>	<b>77.8</b>	<b>14.8</b>

**F4 [Education] [SHOW CARD 39] What is the last school from which you graduated?**  
 (If you dropped out or still in the school, please consider yourself graduated)

- 1 No formal education
- 2 Primary Education
- 3 Secondary Education
- 4 "O" Level
- 5 Post Secondary (ITE)
- 6 Pre U / JC / "A" Level
- 7 Polytechnic / Diploma
- 8 University / Postgraduate
- 9 NA/DK

		1	2	3	4	5	6	7	8	9
<b>total</b>		6.5	14.0	15.7	24.3	3.4	6.0	12.9	16.7	0.6
<b>gender</b>	<b>Male</b>	2.2	14.2	15.1	21.8	5.8	4.9	15.1	20.4	0.4
	<b>Female</b>	9.7	13.8	16.2	26.2	1.5	6.8	11.2	13.8	0.7
<b>Age</b>	<b>20-24yrs</b>	-	-	10.3	14.4	7.2	13.4	33.0	21.6	-
	<b>25-29yrs</b>	-	7.8	7.8	13.6	10.7	2.9	22.3	35.0	-
	<b>30-34yrs</b>	-	3.8	9.1	22.7	4.5	5.3	16.7	37.1	0.8
	<b>35-39yrs</b>	1.3	6.9	19.4	23.1	3.8	7.5	15.6	21.9	0.6
	<b>40-44yrs</b>	1.3	19.5	16.8	34.2	-	5.4	10.1	12.1	0.7
	<b>45-49yrs</b>	2.5	13.2	24.8	37.2	1.7	6.6	7.4	5.0	1.7
	<b>50-54yrs</b>	6.9	20.7	21.8	36.8	3.4	4.6	4.6	1.1	-
	<b>55-59yrs</b>	10.7	32.1	16.1	23.2	-	5.4	5.4	5.4	1.8
	<b>60-64yrs</b>	30.8	35.9	15.4	12.8	-	2.6	2.6	-	-
	<b>65-69yrs</b>	30.0	37.5	10.0	12.5	-	5.0	-	5.0	-
	<b>70yrs-</b>	45.3	20.8	17.0	11.3	-	1.9	-	3.8	-
<b>Race</b>	<b>Chinese</b>	7.7	13.9	13.2	25.1	2.4	6.8	12.7	17.5	0.6
	<b>Malay</b>	3.2	17.6	32.8	23.2	8.0	4.8	8.0	2.4	-
	<b>Indian</b>	2.2	13.0	13.0	18.5	5.4	1.1	19.6	26.1	1.1
	<b>Others</b>	-	3.7	18.5	25.9	3.7	3.7	18.5	25.9	-

F5 [Occupation] What is your work? \_\_\_\_\_ <Write  
down job title>

- 1 Top Management (CEO, GM, Director, VP etc)
- 2 Middle Management (Department Manager, Head)
- 3 Executive
- 4 Professional (Doctor, Lawyer, Engineer etc)
- 5 Clerical (Clerk, Admin Asst., Secretary etc)
- 6 Blue-Collar (Construction, Technician, Driver etc)
- 7 Freelancer (Tutor, Designer, Artist etc)
- 8 Self-employed
- 9 Student
- 10 Homemaker/Housewife
- 11 Retiree
- 12 Unemployed
- 13 Serving NS
- 14 NA/DK
- (15 Others)

		1	2	3	4	5	6	7	8	9	10	11	12	13	14	15
total		1.1	5.4	7.4	9.3	7.6	19.4	2.8	5.8	4.4	23.0	6.9	4.0	1.0	0.3	1.6
gender	Male	1.6	8.7	8.2	13.8	2.7	28.2	2.2	9.3	3.6	-	10.0	6.4	2.2	0.2	2.9
	Female	0.7	2.9	6.8	5.8	11.4	12.6	3.2	3.1	5.1	40.7	4.6	2.0	-	0.3	0.7
Age	20-24yrs	-	1.0	7.2	-	7.2	11.3	1.0	1.0	43.3	4.1	-	10.3	10.3	-	3.1
	25-29yrs	-	3.9	12.6	18.4	8.7	26.2	2.9	4.9	2.9	11.7	-	2.9	-	-	4.9
	30-34yrs	1.5	9.8	12.1	20.5	9.8	12.1	4.5	6.8	-	19.7	-	0.8	-	-	2.3
	35-39yrs	-	9.4	12.5	13.1	7.5	15.0	3.1	3.8	-	33.1	-	1.3	-	-	1.3
	40-44yrs	4.0	5.4	9.4	8.7	11.4	18.8	4.0	10.1	0.7	24.2	-	2.7	-	0.7	-
	45-49yrs	1.7	7.4	4.1	9.9	7.4	28.9	3.3	5.8	-	24.0	-	5.0	-	-	2.5
	50-54yrs	-	5.7	2.3	3.4	9.2	28.7	-	13.8	-	24.1	2.3	10.3	-	-	-
	55-59yrs	1.8	-	-	1.8	5.4	32.1	3.6	3.6	-	26.8	16.1	5.4	-	1.8	1.8
	60-64yrs	-	-	-	-	2.6	30.8	-	2.6	-	35.9	20.5	5.1	-	2.6	-
	65-69yrs	-	-	-	-	-	12.5	5.0	5.0	-	27.5	47.5	2.5	-	-	-
70yrs-	-	1.9	-	-	-	-	-	-	-	34.0	64.2	-	-	-	-	
Race	Chinese	1.3	5.9	8.6	9.5	7.1	17.7	3.4	6.2	4.7	22.1	7.7	3.5	0.9	0.4	1.3
	Malay	-	4.0	2.4	3.2	8.0	28.0	0.8	5.6	4.0	31.2	3.2	4.0	1.6	-	4.0
	Indian	1.1	4.3	5.4	12.0	12.0	20.7	1.1	3.3	4.3	21.7	5.4	5.4	1.1	-	2.2
	Others	-	-	3.7	22.2	7.4	25.9	-	3.7	-	18.5	7.4	11.1	-	-	-

**F6 [Family income] [SHOW CARD 40]**

This is the very last question. Would it be possible for you to tell me to which one of the following groups your **family** belongs in terms of the monthly income before taxes?

- 1 S\$2,000 or below
- 2 Between S\$2,001 and S\$3,000
- 3 Between S\$3,001 and S\$5,000
- 4 Between S\$5,001 and S\$7,000
- 5 Between S\$7,001 and S\$9,000
- 6 Between S\$9,001 and S\$10,000
- 7 More than S\$10,000
- 8 DK

		1	2	3	4	5	6	7	8
<b>total</b>		28.1	23.0	21.0	10.0	4.1	1.4	1.7	10.6
<b>gender</b>	Male	24.9	22.9	23.6	12.2	4.4	1.8	1.8	8.4
	Female	30.5	23.2	19.1	8.3	3.7	1.2	1.7	12.3
<b>Age</b>	20-24yrs	28.9	30.9	15.5	12.4	2.1	-	-	10.3
	25-29yrs	24.3	18.4	27.2	17.5	2.9	3.9	1.0	4.9
	30-34yrs	12.9	20.5	34.1	13.6	11.4	1.5	2.3	3.8
	35-39yrs	18.8	28.1	25.6	11.9	5.0	1.3	3.8	5.6
	40-44yrs	28.9	30.2	18.8	8.7	2.7	2.7	2.0	6.0
	45-49yrs	25.6	27.3	20.7	8.3	4.1	1.7	2.5	9.9
	50-54yrs	28.7	24.1	20.7	9.2	-	1.1	1.1	14.9
	55-59yrs	50.0	16.1	8.9	5.4	5.4	-	-	14.3
	60-64yrs	46.2	10.3	15.4	2.6	5.1	-	-	20.5
	65-69yrs	52.5	7.5	5.0	5.0	-	-	2.5	27.5
	70yrs-	47.2	5.7	9.4	-	-	-	-	37.7
<b>Race</b>	Chinese	25.6	21.4	21.9	10.7	4.8	1.9	1.9	11.7
	Malay	49.6	25.6	12.8	4.0	1.6	-	-	6.4
	Indian	21.7	35.9	21.7	9.8	2.2	-	3.3	5.4
	Others	22.2	14.8	29.6	18.5	-	-	-	14.8

問 24

		問 24b. 恩人の子供が2番のとき				
		1番 (573)	恩人 (378)	その他 (22)	わからない (64)	計 (1037)
問 24a. 親戚が 2番のとき	1番(762)	72.6	24.1	1.0	2.2	100.0
	親戚(187)	5.3	93.0	0.5	1.1	100.0
	その他(25)	20.0	28.0	52.0	0.0	100.0
	わからない(63)	7.9	20.6	0.0	71.4	100.0

問 42

		問 42b. これからの世の中					
		男に (351)	女に (34)	その他 (18)	わからない (47)	計 (450)	
男性	問 42a. 今まで の人生	男に(355)	94.9	3.4	0.6	1.1	100.0
		女に(25)	16.0	84.0	0.0	0.0	100.0
		その他(16)	0.0	0.0	93.8	6.3	100.0
		わからない(54)	18.5	1.9	1.9	77.8	100.0

		問 42b. これからの世の中					
		男に (149)	女に (358)	その他 (14)	わからない (66)	計 (587)	
女性	問 42a. 今まで の人生	男に(152)	81.6	15.1	0.7	2.6	100.0
		女に(340)	6.2	92.6	0.3	0.9	100.0
		その他(10)	10.0	10.0	80.0	0.0	100.0
		わからない(85)	3.5	22.4	4.7	69.4	100.0

問 49

		問 49b. 親の手術			
		手術する (910)	あきらめる (52)	その他 (75)	計 (1037)
問 49a. 恩人 の手術	手術する(855)	96.1	2.7	1.2	100.0
	あきらめる(73)	58.9	35.6	5.5	100.0
	その他(109)	41.3	2.8	55.9	100.0

## 5. 自由回答データの個別回答

問 30 日本文化と聞いて、まず思い浮かべることは何ですか。(自由回答)

(サンプル No.、回答)

1 Don't know	42 Very compltitive society
2 Don't know	43 Multi-racial country
3 Respect for elders	44 No culture of its own
4 Artist	45 Don't lose out to others
5 No culture	46 Singaporeans want to be No.1 in everythings
6 Don't know	47 Competition among education, need qualification
7 Kiasu	48 Boastful
8 Don't know	49 Multi-racial society
9 Racial harmony	50 People like to buy 4D
10 Racial harmony	51 Completitive society
11 Race culture	52 Education not enough to survive
12 Money - no money no talk	53 Stressful society
13 Clean & green	54 Self-centred
14 Singlish	55 Greedy society
15 Own Chinese culture	56 People are straight forward and realistic
16 4 different races live harmony	57 Singapore has no identity
17 Don't know	58 Think of themselves first
18 Eat	59 Don't know
19 Don't know	60 Kiasu , cheap grabbers
20 Harmony	62 Kiasu
21 Multi-racial nation	63 Contained (listen to government)
22 Think of multi national races	64 Money country
23 Respected culture. (gives a lot of respect - combined culture)	65 Multi-racial and food paradise
24 Multi-racial	66 Kiasu
25 Unity	67 Multi-lingualism society
26 Harmony	68 Don't know
27 Multi-racial	69 Loving and caring
28 Multinational country	70 Bilingualism
29 Multi-races	71 No culture
30 Unity	72 Merlion
31 Multinational nation	73 Nothing that distingushes a Singaporean culture
32 Lack of originality. Adapt life from other temperate countries	74 Don't know
33 Respectful country (Spore recognise others cultures as well)	75 Multi-races
34 Multi-racial and friendly	76 Different races living together
35 Modern Country, westernised culture	77 Many different races
36 Family oriented society	78 Food
37 Multi-racial	79 Multi-races
38 Competitive environment	80 Multi-racial nation
39 Singaporeans only care about their goals	81 Combination of different races
40 Singaporeans are hardworking	82 Mixture of races
41 Multi-racial harmony society	83 Multi-racial nation

84 Multi-racial nation	132 Kiasu
85 Don't know	133 Helpful people
86 Don't know	134 Don't know
87 Don't know	135 Lost the accent of culture
88 Don't know	136 Don't know
89 Don't know	137 Kiasu
90 Kiasu	138 Only take care of themselves
91 Selfishness	139 Job discrimination
92 Disciplined people	140 S'porean are friendly
93 Don't know	141 Neat and clean - S'porean very helpful with other race
95 Don't know	142 All S'porean work very hard
96 Kiasuism	143 The fashion + costume very up to date
97 Don't know	144 Kiasu
98 Don't know	145 Mostly Singaporean are helpful and kind people
99 Justice	146 Materialistic
100 Kiasuism	147 Kiasu, bad nature
101 Racial harmony	148 Don't know
102 Imitating the eastern	149 Kiasu
103 Don't know	150 Don't know
104 Not willing or prepared to work hard compared to foreigner worker	151 Exhibitions
105 Money face	152 No culture
106 Singaporean are quite kind	153 Don't know
107 Helpful people	154 Harmony among all races
108 Don't know	155 Diversity
109 Working very hard	156 Kiasu
110 People here are materialistic	157 Kiasu
111 Know abit of everything	158 Think of nothing
112 Materialistic	159 Kiasu and people with poor knowledge
113 Many not married	160 Co-operative people
114 Generally are nice people	161 Singaporean are good people
115 Kiasu	162 Selfish
116 The children nowadays very different from my time	163 Kiasu
117 Don't know	164 Materialistic
119 Materialistic	165 Selfish
120 Hardworking people to earn living	166 S'porean people are good
121 Helpful people here	167 Kiasu
122 Get well with other races living together	168 The S'porean very clean
123 Kiasu	169 Selfish - only care for themselves
124 Kiasu, selfish	170 Materialistic
125 S'porean still following some traditional belief or activities in their culture	171 No comment
126 Too materialistic	172 People are comfortable
127 Is a way multi racial society	173 Kiasu
128 Don't know	174 Caring People
129 All follow others, not creative	175 S'porean are generous
130 No much culture here compare to Japan, the history here is still rather new	176 Helpful people
131 Multi-racial living together, don't see in other country	177 Don't know



178 Selfish and materialistic	229 Don't know
179 Materialistic	230 Unity and harmony
180 Worrying people	231 Family oriented
181 Kiasu	232 Tolerance
182 Kiasu	233 Friendly
183 Generous	234 Don't know
184 Helpful people	235 Hardworking
185 Helpful people	236 Kiasu
186 Generous people	237 Don't know
187 Kiasu & materialistic	238 Lack of vibrant
188 Kiasu	239 Racial harmony
189 Materialistic & self centre	240 Unique
190 Selfish	241 Don't know
191 Materialistic	242 Multi-racial
192 Everyday work never think of much other	243 Singlish
193 S'porean are hard working	244 Fair and just
194 S'porean are very good and respect people	245 Live for yourself
195 Kiasu Singaporeans	246 Ambitious/workaholic
196 Kiasu Singaporeans	247 Makan/Shopping
197 Lacks tradition	248 Food palace
198 Quite peaceful	249 Multi-cultural
199 Kiasu Singaporeans	250 Kiasu
200 Don't know	251 Singlish/Kiasu
201 Stamford Raffles	252 Safe place to live
202 Don't know	253 Workaholic
203 Don't know	254 Don't know
204 National day	255 Live peace & harmony
205 Don't know	256 Kiasu, self centred
206 Don't know	257 Multi-racial/Singlish
207 S'pore living standard	258 Taking lots of foreign workers
208 Don't know	259 Kiasu
209 Don't know	260 Singaporeans very advanced in technology
210 Respect elderly	261 Multi-racial
211 Pragmatic	262 Pot-pourri
212 Don't know	263 Don't know
213 Individually	264 Don't know
214 Don't know	265 Easily influence
215 Racial harmony	266 No money no talk
216 Don't know	267 Generosity
217 Reunion dinner	268 Helpful & generous
218 Don't know	269 Law abiding
219 Religion	270 Materialistic
220 Ok everybody preserve their own culture	271 Kiasu & materialistic
221 Don't know	272 Western culture inclination
222 Chinese New Year	273 Kiasu & materialistic
223 Money fate	274 Cosmopolitan & integrated
224 Don't know	275 Never think about it
225 Kiasuism	276 Don't know
226 Don't know	277 Friendly & multi-racial
227 Chinese New Year	278 Very lucky
228 Chinese - respect - one another	279 Merlion, Lee Kuan Yew

280 Togetherness	329 Kiasu
281 Don't know	330 Arrogance & selfish
282 Don't know	331 Generous
283 Don't know	332 Kiasu
284 Food	333 Kiasu
285 Afraid to die	334 Pragmatic
286 Meritocracy	335 Kiasu
287 Kiasu / Kiasi	336 Kiasu
288 Must work hard	337 Conservative
289 Kiasu	338 Multi-racial
290 Hardworking/Nothing is free	339 Racial harmony
291 Hardworking	340 Kiasu, competitive, materialistic
292 Hardworking, kiasu	341 Don't know
293 Don't know	342 Don't know
294 Modern/Kiasu	343 Don't know
295 Based on merit	344 Hardworking
296 Don't know	345 No culture, multiracial. Singaporeans are proud in the negative way
297 Multi-racial	346 Selfishness
298 Kiasu	347 Kiasuism
299 Don't know	348 Multi-racial
300 Friendly & hardworking	349 Rushing
301 Don't know	350 Multi-culture
302 Mixed racial	351 Don't know
303 History	352 Smart
304 Don't know	353 Don't know
305 Don't know	354 Unique
306 Different religion	355 Don't know
307 Don't know	356 Don't know
308 Kiasu	357 Interesting
309 Filial to parent	358 Losing culture
310 Technology advance	359 Don't know
311 Don't know	360 Don't know
312 English speak society	361 Kiasu
313 Cosmopolitan	362 Don't know
314 Don't know	363 Don't know
315 Multi-racial	364 Kiasu
316 Kiasuism	365 Good
317 Rojak	366 Don't know
318 Combination-mixed	367 No culture, lost somehow
319 Don't know	368 Clean
320 Don't know	369 Don't know
321 Don't know	370 Mixed
322 Chinese New Year	371 Competition
323 Helpful	372 Mixing around
324 Generous, helpful people	373 Different races united together but very kiasu
325 Kiasuism	374 Racial harmony
326 Kiasu	375 Multi-races living together
327 Too robotic and don't enjoy lives	376 Different races living together
328 Kiasu	377 Don't know

378 Food	430 Very realistic
379 Multi-races living together	431 Street performances
380 Racial harmony	432 Don't know
381 Racial harmony	433 Don't know
382 Racial harmony	434 Kiasu Singaporeans
383 Equality	435 No culture
384 Harmony	436 Religion and civic-minded
385 Government	437 Kiasu
387 No culture	438 Unity and different races
388 Kiasu	438 Unity and different races
389 No culture	439 Sentosa
390 No culture	440 "Rojak" culture
391 Multi-racial	441 Religion
392 Don't know	442 Food
393 No culture	443 Kiasuism
394 Technology	444 Not fun enough, lacking in vibrancy
395 Don't know	445 Don't know
396 Study	446 Kiasu
397 Ancestors	447 Don't know
398 Don't know	448 Don't know
399 Religion	449 Never think about it
400 Don't know	450 Efficiency
401 Don't know	451 Does not see that there is culture here in singapore
402 Don't know	452 Don't know
403 Confusion thinking	453 Don't know
404 Multi-racial	454 Don't know
405 Kiasu. Youngster lost moral, family values	455 Materialism
406 Don't know	456 Interesting
407 Don't know	457 Harmony
408 Passionate about others (not selfish)	458 Very proud of Singaporean culture
409 Variety of food	459 No comment
410 Not strong - doesn't have any strong culture	460 Mix, Diverse
411 Kiasu	461 Unique
412 Kiasu	462 Non-existent
413 Don't know	463 Kiasu
414 Mixed races	464 Singlish
415 Combine people of all races	465 Uptight, fearful, too much government control, people are compassionate
416 The multi racial society	466 Multi-racial country
417 Multi-culture country	467 Fearful of government
418 Multi-culture society	468 Multi-racial
419 Don't know	469 Competitiveness
420 Multi-religious culture	470 Don't know
421 Very conservative	471 Multi-culture country with positive thinking
422 Kiasu	472 Don't know
423 Conservative in thoughts	473 Don't know
424 Don't know	474 Work hard to earn a living
425 Pathetic	475 Don't know
426 Don't know	476 Don't know
427 Vaned traditional practice	477 Don't know
428 Food - variety	478 Don't know
429 Don't really have a culture	479 Don't know

480 Kiasu attitude	528 Friendly
481 Don't know	529 Don't know
482 Don't know	530 Face keeping, difficulty in communication with elders
483 Don't know	531 Too westernised
484 Don't know	532 Don't know
485 Don't know	533 Don't know
486 Don't know	534 Don't know
487 Don't know	535 Don't know
488 Kiasu attitude	536 Don't know
489 Don't know	537 Don't know
490 Don't know	538 Don't know
491 Don't know	539 Don't know
492 Don't know	540 Don't know
493 Don't know	541 Don't know
494 Don't know	542 Don't know
495 Don't know	543 Don't know
496 Don't know	544 Don't know
497 World class country, alot of culture mixed	545 Diverse culture
498 Earn money is the most important thing to Singaporean	546 Don't know
499 Don't know	547 Don't know
500 Materialistic	548 Don't know
501 Don't know	549 Don't know
502 Selfish	550 Don't know
503 Money	551 Kiasu
504 Self-centredness	552 Don't know
505 Must try culture	553 Kiasu , impatient
506 Currently no homogenous culture (one) for S'pore	554 Kiasu
507 Caring Nature	555 Don't know
508 Asian values	556 Clean
509 Kiasu	557 Multi-racial
510 Kiasu	558 Don't know
511 Selfish	559 Don't know
512 Singapore nice people	560 Don't know
513 Kiasu	561 Don't know
514 Kiasu	562 Don't know
515 Peace	563 Don't know
516 Don't know	564 Can't think of
517 Selfish	565 Don't know
518 Messy	566 Singaporean likes to eat
519 Very helpful and approachable	567 Don't know
520 Individualistic, busy chasing success in terms of wealth & possession	568 More money - Singaporean always work day and night
521 Don't know	569 Don't know
522 Don't know	570 Don't know
523 Multi-racial	571 Different race living together in harmony
524 None	572 Realistic
525 Don't know	573 Multi-racial
526 Don't know	574 Competitive
527 Don't know	575 Competitive

576 Kiasu	634 Multi-racial
577 Safety, happy & helpful, respectful	635 Don't know
578 Kiasu	636 Selfish
579 Kiasu	637 Too westernised
580 Scared	638 United
581 Follow the rules	639 Deteriorating as it is more prone to Western culture (eg: way of dressing)
582 Kiasu	640 "Yes man" attitude
583 Multi-ethnic society , east west culture	641 Interesting because we are multi-racial
584 Kiasu	642 Don't know
585 Kiasu , helpful	644 Don't know
586 Not very friendly	645 Multi-racial, living in peace and harmony
587 Kiasu	646 Unity of races and religion
588 Poor people more kiasu	647 Learn to value each other's culture/ religion
589 Wealthy	648 Mainly talk about food, have a multi-cultural society
590 Kiasu	649 Don't know
591 Kiasu	650 We have mixed traditional believe and yet S'poreans accept & respect each other
592 Kiasu , stressful	651 Respect each individual religious background
593 Normal	652 We learn the multi-racial society or crime free society
594 Kiasu , Helpful towards foreigners	653 Multi-racial society and able to learn and respect of every s'porean belief
608 Materialistic	654 We are able to accept the multi racial living - food.
609 Not much human feeling	655 We develop close understanding between the races.
610 Kiasu	656 Multi-racial harmony - customs + religion
611 Self-centred	657 Kiasu, helpful, harmony, discipline
612 Kiasu	658 Courtesy
613 Safe	659 Generous
614 Materialistic & lack passion	660 Ok
615 Strict / obedient	661 Kiasu, hardworking
616 Follow the leader (conforming)	662 Kiasu, 5k
617 Kiasu	663 Multi-racial
618 Nothing unique	664 Very good, friendly, discipline
619 Kiasu / Kiasi	665 Friendly
620 Open minded	666 Kind
621 Bilingual, multi-racial	667 Generous
622 Kiasu / Well-mannered	668 Multi-racial and harmony
623 Many different and interesting festivals	669 Not challenging, peaceful
624 Multi-racial	670 Safe
625 Multi-cultural	671 Don't know
626 Don't know	672 No culture
627 Work & stress	673 Don't know
628 Very materialistic	674 Don't know
629 Mixture of culture in Singapore is healthy	675 Don't know
630 Money	676 Different race
631 Don't know	677 Different types of food
632 Money	678 Don't know
633 Neither too traditional nor too advance	679 Don't know

680 Kiasu	728 Western infuse culture
681 Don't know	729 Behaviour, kiasu
682 Don't know	730 Motivated people
683 Don't know	731 Great sense of respect for elders
684 Don't know	732 Many races united together
685 Don't know	734 Don't know
686 Hawker food	735 Don't know
687 Don't know	736 Kiasuism
688 Don't know	737 Not up to the standard of having S'pore culture, A mixture of diff races culture
689 Don't know	738 Don't know
690 Multi-racial	739 Kiasu
691 Don't know	740 Are more self-individual - more self centred
692 Food (hawker food)	741 Peaceful people
693 Don't know	742 Multi national
694 Don't know	743 Extreme racist
695 Don't know	744 Don't know
696 Don't know	745 Multi-racial
697 Multi-racial	746 Mixture of culture
698 Courteous	747 Don't know
699 Don't know	748 Unique
700 Kiasu behaviour	749 Very good, freedom
701 Kiasu behaviour	750 Clean
702 Comfort	751 Only think of oneself
703 Selfish people	752 Economical , effective workforce
704 Not very cultural, modern teaching but traditional mindset	753 Don't know
705 Don't know	754 Don't know
706 Kiasu behaviour	755 Don't know
707 Don't know	756 Political stability
708 Traditional culture	757 Don't know
709 Don't know	758 Kiasu
710 Multi-racial	759 Don't know
711 Multi-racial	760 Trying to act westernese
712 Multi-racial	761 Kiasu
713 Kiasu behaviour	762 Discipline
714 People not frank enough	763 Proud
715 Food heaven	764 Selfishness
716 Don't know	765 Unique
717 Don't know	766 Kiasu , late for appointments
718 Multi-racial	767 Self protective
719 Unpredictable nature	768 No good , not healthy
720 Take perspective from older people	769 Lucky people
721 Multi-racial	770 The richness of one ulti racial society like food customs and festival
722 Kiasu behaviour	771 Multi-racial
723 Friendly people	772 Kiasuism , show off money
724 Social behaviour, kiasu	773 Complacent
725 Don't know	774 Kiasu
726 Multi-language/racial society	775 Kiasu
727 Kind hearted people	776 Don't know

777 Modified culture , mixture	827 Never think about it
778 Goodness, unique	828 Don't know
779 Taking advantage of every possible avenue	829 Monotonous
780 Multi-racial	830 Don't know
781 Multi-racial	831 Don't know
782 Singaporean lives are economically driven	832 Afraid of losing to others
783 Don't know	833 Globalisation society
784 Generous singaporeans	834 Harmony society
785 Ethics	835 Multi-racial society
786 Too dependent on government	836 Singapore has a good education system
787 Kiasu	837 Copy cat culture
788 Don't know	838 Multi-racial society
789 Multi-racial	839 Singlish language
790 Singlish	840 Busy society
791 A strong sense of belonging	841 Multi-racial society
792 Rojak	842 We have a good government
793 Kiasu	843 Singaporean care for themselves
794 Don't know	844 Afraid of losing out to others
795 People are very helpful	845 Competitive society
796 Multi-racial	846 Very competitive
797 Don't know	847 Competitive society
798 Kiasu	848 Hardworking culture
799 Gracious and open up, more compassionate.	849 Modernisation society
801 Respect elders	850 Clean city
802 Don't know	851 Competitive society
803 Don't know	852 Competitive society
804 Don't know	853 Multi-racial society
805 Don't know	854 Multi-racial society
806 Don't know	855 Education qualification very important
807 Don't know	856 Competitive society
808 Don't know	857 Don't know
809 Don't know	858 Kiasu
810 Racial harmony	859 Kiasu
811 Racial harmony	860 Kiasu
812 Racial harmony	861 No culture
813 Racial harmony (Different races & culture living together)	862 Multi-cultural
814 Multi nationality	863 Kiasu
815 Unique culture	864 Work, sleep, eat
816 Very unique	865 Clean & green
817 Multi-races living together	866 Kiasu
818 Multi-races living peacefully	867 Kiasu
819 Racial harmony	868 Kiasu
820 Racial harmony	869 Kiasu
821 Racial harmony	870 Conservative
822 Multi-racial	871 Kiasu
823 Racial harmony	872 Arts
824 Losing our culture	873 Mixed races / languages
825 Don't know	874 Making money
826 Don't know	875 Food

876 Kiasu	927 Don't know
877 Hardworking	928 Don't know
878 Work	929 Selfish
879 Broad-minded	930 Don't know
880 Don't know	931 Don't know
881 Food	932 Don't know
882 Don't know	933 Rojak
883 No culture	934 Work very hard - stressful, serious
884 Rojak - no culture	935 Self-centred
885 Follow fashion	936 Self-centred
886 Festival	937 Money - prosperity
887 Generous & kind	938 Don't know
888 Money-minded	939 Don't know
889 Filial piety	940 Don't know
890 Kiasu	941 Don't know
891 Kiasu	942 Friendly
892 Kiasu	943 Kiasu
893 Don't know	944 Don't know
894 Don't know	945 Kiasu
895 Friendly	946 Don't know
896 Food	947 Rush for thing
897 Kiasu	948 Don't know
898 Kiasu	949 Like to queue
899 Kiasu	950 Friendly
900 Don't know	951 Friendly
901 Obedient	952 Don't know
902 Self-centred	953 Don't know
903 Self-centred	954 Proud
904 Hardworking & obey the rules	955 Friendly
905 Don't know	956 Don't know
906 Don't know	957 Kiasu
907 Kiasu	958 Kiasu
908 Friendly & helpful	959 Proud
909 Don't know	960 Friendly
910 Don't know	961 Don't know
911 Like to queue	962 Don't know
912 Don't know	963 Don't know
913 Don't know	964 Don't know
914 Proud	965 Don't know
915 Don't know	966 Don't know
916 Religion	967 Don't know
917 Don't know	968 Don't know
918 Kiasu	969 Don't know
919 Kiasu	970 Friendly
920 Don't know	971 Don't know
921 Don't know	972 Money-oriented
922 Unique	973 Distinguished
923 Proud	974 Don't know
924 Don't know	975 Don't know
925 Don't know	976 Kiasu
926 Don't know	977 Don't know



978 Food varieties	1026 Food
979 Don't know	1027 Don't know
980 Multi-racial country	1028 Don't know
981 Don't know	1029 Kiasu mentality
982 Don't know	1030 Multi-racial - culture
983 Don't know	1031 Harmonized "Mix & Match" - Culture through marriage
984 Don't know	1032 Don't know
985 Multi-racial country	1033 Don't know
986 Kiasu	1034 Bo chap
987 Multi-cultural, rich	1035 Don't know
988 Kiasu behaviour	1036 Don't know
989 Behaviour	1038 Multi-racial & harmonious
990 Kiasu behaviour	1039 Multi living society understanding of race & religion
991 Competitive society	1040 Racial harmony
992 Don't know	1041 Working
993 Kiasu	
994 A lot of university student	
995 Don't know	
996 Multi-racial society	
997 Loving people	
998 Multi-cultural society	
999 Don't know	
1000 Dedicated to work	
1001 Know how to enjoy themselves	
1002 Only care for ownself	
1003 Behaviour, kiasu	
1004 Behaviour	
1005 Money-minded	
1006 Chinese	
1007 Don't know	
1008 Kiasuism	
1009 Singlish	
1010 Kiasu Singaporeans	
1011 Follow rules	
1012 Helpful, friendly Singaporeans	
1013 Money minded	
1014 Uptight/rigid	
1015 Care for themselves	
1016 Generous/sometimes selfish	
1017 Kiasu	
1018 Kiasu	
1019 Food, Singaporean loves to eat	
1020 Kiasuism	
1021 S'poreans are proud of their culture, Multi-racial culture	
1022 Multi-racial	
1023 Multi-racial living together	
1024 Not punctual in most situation	
1025 Multi-religious country	

問 38 あなたにとって一番大切と思うものはなんですか。(自由回答)

(サンプル No., 回答)

1 Family	48 Health
2 Health & wealth	49 Stable income
3 Life	50 Relationship with people around me
4 Life	51 Family members
5 Family	52 Life
6 Life	53 Life
7 Family	54 No trouble in my mind, no worry
8 Health	55 Health
9 Happiness	56 Health
10 Health	57 Career
11 Wife (but still single)	58 Life
12 Freedom	59 Wealth, Health
13 Daughter	60 Studies
14 A goal in life	62 Health
15 Life	63 Family
16 Family	64 Family
17 Family	65 Career
18 Health	66 Family
19 Don't know	67 Health
20 Good health	68 Family
21 Money	69 Money
22 Happy living	70 Family's health
23 Money	71 Family
24 Good health	72 Health
25 Healthy life	73 Health
26 Good health	74 Family
27 Relaxation	75 Good health
28 Money	76 Peaceful living
29 Money	77 Money
30 Money	78 Achieve her career and family
31 Enjoyment	79 Money
32 Accomplishment in life	80 Peaceful living
33 Live healthily	81 Peace & healthy living
34 Career	82 Money
35 Health	83 To achieve her career
36 Health	84 Good health
37 Time	85 Able to marry the woman he love
38 Health	86 Husband's love
39 Health	87 Healthy lifestyle
40 Career	88 Have free time to accompany his sons
41 Well-being of my family members	89 More money
42 Love from everywhere.	90 Make more money
43 To live happily	91 Family happiness
44 Family	92 Good health
45 Family	93 Eat well and live well
46 Health	95 Happy life in this world
47 Family members	96 Family

97 Health	146 Be happy
98 Family	147 Health
99 Good health & money	148 Son
100 Family	149 Family
101 Relationship with families and friends	150 Peace to herself
102 Family member's health	151 Kinship
103 Health	152 Health
104 Health	153 Be happy & satisfied
105 Children education	154 Health
106 Health	155 Family
107 Family	156 Health
108 Family	157 Enjoyment of life
109 Money	158 Relationship, family life
110 Health	159 Job
111 Family	160 Family
112 Health	161 Health
113 Health	162 Health
114 Money	163 Life
115 Family	164 Life
116 Money	165 Family
117 Health	166 Money
118 Life	167 Health
119 To obey God	168 Money
120 Life	169 Health
121 Family	170 Children
122 Family	171 Money
123 Family	172 Family
124 Family	173 Family
125 Health	174 Education
126 Health	175 Family
127 Job	176 Children
128 Freedom	177 Life
129 Life	178 Full filling life
130 Family	179 Family
131 Peaceful life	180 Family & life
132 Children	181 Caring to other
133 My child	182 Children
134 Family	183 Health & happiness
135 Contentment	184 Health
136 Life	185 Health
137 Health	186 Health & happiness
138 Take care my ownself	187 Time
139 Got enough money	188 Money
140 Health	189 Family support
141 Live with our environment	190 Family
142 Must be happy, then only can be healthy	191 Health
143 The children upbringing	192 Health & life
144 Career	193 Life & health
145 Try to get a job and able to support my parents	194 Health

195 Life	246 Career
196 Kinship	247 Relative
197 My family	248 Money
198 Family	249 Happiness
199 Life	250 Family
200 Family & life	251 My family
201 Don't know	252 Healthy life
202 Don't know	253 Stay in good health
203 Don't know	254 Food/Work and find money
204 Happiness	255 No comment
205 Happiness	256 Happiness
206 Healthy	257 Work
207 Life	258 Money
208 Peaceful	259 Happiness
209 Healthy	260 Education
210 Healthy	261 Money
211 Work	262 Family
212 Family	263 Family members
213 Family members	264 Family happiness
214 Healthy	265 Healthy family
215 Peaceful	266 Money
216 Family	267 Family
217 Health	268 Happy healthy family
218 Life	269 Happy healthy family
219 Health	270 Purpose of living
220 Be happy & better life	271 A healthy happy family
221 Freedom - no worry	272 Healthy & happy family
222 Children	273 Healthy & happy family
223 Money	274 Healthy & happy family
224 Health	275 Health
225 Marriage	276 Freedom
226 Nothing	277 Family
227 Family's member	278 Children
228 Good environment	279 Family
229 Money	280 Peace
230 Family	281 Family
231 Family	282 Family
232 Stability of future	283 Health
233 Family	284 Don't know
234 Children	285 Health
235 Father	286 Good health
236 Health	287 Good health
237 Health	288 My family
238 Health	289 Family & life
239 Family	290 My family
240 Family	291 Family & good health
241 To live happily	292 Health
242 Family	293 Life & health
243 Stay healthy	294 Happiness & health
244 Money	295 Family values
245 Career	296 Money & health & family

297 Someone to take care of her	348 Family
298 My family	349 Money
299 Good health	350 To fulfil all my dreams
300 Family & friends	351 Health
301 Family	352 Free time
302 Happy life	353 Health
303 Health	354 Happiness
304 Happy family	355 Happiness
305 Family	356 Family
306 Health	357 Family
307 Peaceful life	358 Health
308 Family	359 Time with family
309 Peaceful living	360 Don't know
310 Health	361 Health
311 Health	362 Life
312 Peaceful life	363 Family
313 God	364 Health
314 Leave behind legacy for future generation	365 Family
315 Health	366 Health
316 Health	367 Health
317 Own time/space	368 Health
318 Love	369 Family
319 Friend	370 Family & friends
320 Healthy	371 Fullfilling and less stress
321 Health	372 Family
322 Family	373 Live healthy
323 Family	374 Good health
324 Good health	375 Money
325 Happiest	376 Good health
326 Health, home & happiness	377 Happy life - without illness
327 To practice closely to religion	378 Money
328 Family	379 Family
329 Family	380 Good health
330 Family & children	381 Healthy living
331 Money	382 Peaceful living
332 A healthy happy family	383 Religions, family
333 Health	384 Family
334 Happy healthy family	385 Myself
335 Happiness	387 Love people around
336 My family	388 To do more good deeds
337 Family	389 Family
338 Doing what think is right	390 To live to the fullness
339 Good health	391 Happiness
340 Family & relationships	392 Life
341 Health	393 Family
342 Life	394 Love
343 Family	395 Health
344 Family	396 Kinship
345 Family	397 Life
346 Love & peace	398 Son
347 My family	399 Family

400 Maintain current lifestyle	450 Happiness, good health, peace
401 Don't know	451 Health & family relationships and money
402 Life	452 Family
403 Health	453 Life
404 Life	454 Children
405 Health	455 To obey God
406 Health	456 Family
407 Happiness (to be happy at all times)	457 Good health & a happy family
408 Family happiness	458 Family
409 Religion	459 Family
410 Don't know	460 Family
411 Good health	461 Family
412 Good health	462 Maintaining standard of living
413 Family & life	463 Family & friends
414 Family	464 Health
415 Don't know	465 Happiness
416 S'pore economy	466 Family
417 Don't know	467 Health
418 Life is most important, family comes next	468 Career
419 My children	469 Happiness
420 Stable job & be sufficient	470 Family stable
421 Peace	471 Money, safer place, given a chance to France. To work
422 Love	472 Time
423 Children & family	473 Family happiness
424 Health	474 Family happiness
425 Health & freedom	475 Family happiness
426 Happiness	476 Family & health
427 Stable income to support family	477 Family happiness
428 Family	478 Able to find a suitable job
429 Freedom	479 Family happiness
430 Self improvement, social life	480 A good family life
431 Family	481 Good health
432 Money	482 Health
433 Family	483 Personal health
434 Family	484 Good health
435 My family	485 Family & health
436 My children who grows up must be good	486 Family happiness
437 Happiness	487 Family happiness
438 Family values	488 Health
439 Family	489 Health
440 Family	490 More money & family happiness
441 Family, relatives and friends	491 Health
442 My family	492 Family happiness
443 Family	493 Family happiness
444 Career	494 Family & life
445 Child - my sons	495 Health & money
446 Family	496 Health
447 Life	497 Health
448 Family & money	498 Earn as much money
449 Health	499 Love

500 Health	551 Health
501 Health	552 Family
502 Health	553 Life
503 Don't know	554 Life & health
504 Family	555 Family
505 Family, peace & healthy	556 My son
506 Health, peace & harmony, family	557 Family
507 Good & healthy family life	558 Children
508 Freedom	559 Life
509 Freedom	560 Family
510 Family	561 Money
511 Family	562 Knowing and obeying god
512 My son	563 Health & family members
513 Family	564 Being healthy
514 Family	565 Working life - have a stable income
515 Happiness	566 Being healthy
516 Faith	567 Don't know
517 Family, health, happiness	568 Very healthy and peaceful life
518 Family	569 Health
519 Family	570 Health
520 Companionship, family and stability, health	571 Peace in the world
521 Health	572 Time
522 Family	573 Happiness
523 Family relationship	574 Happiness
524 Family	575 Career
525 Life	576 Health
526 Health	577 Family & children to be successful
527 Wealth	578 Loyalty
528 Family ties, career, children	579 Job
529 Health	580 Life
530 Health	581 People around you protected from harm
531 Successful career	582 Family
532 Don't know	583 Life & health
533 Don't know	584 Children
534 Family harmony, peace for family life	585 Happiness
535 Family members, health	586 Family & friends
536 Don't know	587 Peace
537 Family & health	588 Health
538 Personal health	589 Happiness
539 Earn more money	590 Family
540 Better health	591 Life
541 Healthy life	592 Family & health
542 Family & health	593 Life
543 Family happiness, world peace	594 Money and work
544 Health	595 Peaceful family & country
545 Kinship, relationship with the family	596 Health
546 Family	597 Family
547 Family	598 Family relations
548 A healthy life	599 Happiness
549 Don't know	600 Happiness , family , friends
550 Family	601 Family

602 Family	650 Health
603 Good health	651 Health
604 Fulfillment	652 To've a humble & peaceful life of also love trust the good job - peace
605 Family	653 Understand + prosperity + health
606 Have a job / health	654 Family live to understand my family and the environment.
607 Family & good health	655 To've a happy family
608 God	656 To build a successful life one need to work hard - success
609 Health	657 Money
610 To do the best I can for the family	658 Family
611 Family	659 Family
612 Health	660 Family
613 Happiness and good health	661 Money
614 Health & love	662 Family
615 Contented	663 Health
616 Have a good retirement	664 Family
617 Health	665 Family
618 Family	666 Life
619 Love	667 Family
620 Family	668 Family
621 Family	669 Children
622 Health & family harmony	670 Time
623 Health	671 Health
624 Money, happiness	672 Career
625 Live your life honestly, live according to the will of God	673 Career
626 Family	674 Kinship
627 Health, money, family and more time	675 Kinship
628 Love, happiness, freedom	676 Money
629 To make money, with money everything comes	677 Family
630 Kinship & love	678 Kinship
631 Life	679 Money
632 Freedom, money	680 Asset, financial
633 Happiness & health	681 Kinship
634 Health	682 Family
635 Health, money, happiness	683 Family
636 To be happy with the one you love and to do whatever you want to do	684 Kinship
637 Family, money, health, general, well-being	685 Kinship
638 Family	686 Career
639 Health, money, wisdom	687 Career
640 Happiness	688 Family
641 Family, career	689 Good marriage
642 Money, health	690 Kinship
644 Security	691 Kinship
645 To be happy	692 Money
646 Peace & harmony	693 Family
647 Harmony	694 Family
648 I believe in health/human relationship for my age	695 Health
649 Harmony	696 Career



697 Healthy	748 Career
698 Healthy	749 Family
699 Family	750 Family
700 Health	751 Family
701 Happiness	752 Happy life
702 God	753 Career
703 Life	754 Life & health
704 Family & health	755 Family
705 Family	756 Good health
706 Family	757 Families
707 Family	758 Water and electricity
708 Children	759 Life
709 Family	760 Family
710 Family	761 Family
711 Kids	762 To relax
712 Son	763 Family
713 Happiness	764 Stay healthy and able to work
714 Love	765 Family
715 Husband	766 Career
716 Family	767 Family
717 Family	768 Stay healthy
718 Health	769 Love & care for the environment
719 Time	770 Peace
720 Happiness	771 Family
721 Family	772 Family
722 Family	773 Health
723 Health	774 Health
724 Health	775 Family
725 Daughter & sons (children)	776 Money
726 Health	777 Happiness
727 Health	778 Money
728 Family	779 Money
729 Money	780 Family relations
730 Family	781 My family
731 Health	782 Family
732 To be a good parent	783 My life
733 Family	784 Family & health
734 Family	785 Family
735 Being healthy	786 Health & family
736 Family	787 Health
737 Children	788 Family relations
738 Being healthy	789 Family
739 Family	790 Health & family
740 Family	791 Religion , health and family
741 Family	792 Health & wealth & happiness
742 Family	793 My health
743 Family	794 My family
744 Health	795 My family
745 Family	796 Family
746 To be happy in all aspect	797 Family
747 Family	798 My family

799 My family and health	848 Life
800 To be happy	849 Health
801 Family happiness	850 Family members
802 Personal health	851 Family
803 Family happiness	852 My children
804 Family happiness	853 Family
805 Good family life	854 Health
806 Personal happiness	855 Health
807 Family happiness	856 Money
808 Personal happiness	857 Happiness
809 Personal health	858 Money
810 Good health	859 Children
811 Happy living	860 Family ties
812 More money	861 Health
813 Good health	862 Family ties
814 Should be effected with any serious illness	863 Happiness
815 Living happily	864 Family
816 Have more money	865 Family
817 Peaceful life	866 Family
818 Family	867 Health
819 Good health is very important	868 Happiness
820 Peaceful living	869 Career
821 Achieve her career	870 Children
822 Healthy living	871 Happiness
823 Happy life with family	872 Stress-free life
824 Happiness	873 Children
825 Personal health	874 Love
826 Family	875 Practicing to be a good Muslim
827 Health	876 Happy life
828 Family happiness	877 Daughter
829 Health	878 Health & children
830 Don't know	879 Peace & harmony
831 Don't know	880 Money
832 Family members	881 God
833 Health	882 Life
834 Bring up my children	883 Family
835 Health	884 Health
836 Life	885 Health
837 Money	886 Health
838 Family members	887 Children & grandchildren
839 Happiness	888 Watch tv
840 God	889 Family relationship
841 Family members	890 Children & grandchildren
842 Parents	891 Life
843 Happiness	892 Health
844 Victory in things you do	893 Health
845 Happy family	894 Money
846 Family	895 Peace of mind
847 Money	896 Family

897 Happiness	947 Less stressful life
898 Career	948 Health
899 Happiness	949 Health
900 Family	950 Health
901 Family	951 Satisfaction
902 Career & health	952 Life
903 Money	953 Health
904 Happy life	954 Health
905 Family	955 Family
906 Health & family	956 Family, grandchildren, health
907 Health & family	957 Money
908 Health	958 Health & money
909 Health	959 Family
910 Family	960 Love
911 Health	961 Children
912 Health	962 Health
913 Be a good husband to wife & be a good father to children	963 Health
914 Health	964 Peace & good health
915 Health	965 To relax, more healthy
916 Peace & harmony	966 Family & life
917 Family	967 Health
918 Health	968 Family
919 Health	969 Healthy
920 Health	970 To be contented
921 Health	971 Health
922 Family	972 Family & health
923 Money	973 Love other
924 Roof over hand, freedom	974 Happy
925 Health	975 Good health
926 Health	976 Family
927 Money & family	977 Peace & good health
928 Take care of grandchildren/family	978 Happy daily life
929 Money to spent, simple life	979 Health
930 Health	980 Retiring & do charity work
931 Family happiness	981 Health & career
932 Family	982 Good health
933 Family	983 My spouse
934 Family	984 Good health
935 Career	985 Family
936 Health	986 Good health
937 Family & health	987 Don't know
938 Health	988 Family
939 Family	989 Family
940 Money	990 Health
941 Health	991 God
942 Freedom	992 Family & health
943 Love & family	993 Money
944 Money	994 Healthy
945 Family	995 My health
946 Make more money	996 Establish career to greater height

997 Family  
998 Good family life  
999 Good health  
1000 Religious life  
1001 Kinship  
  
1002 Life  
1003 Family  
1004 Money  
1005 Health  
1006 Career  
1007 Family  
1008 Family  
1009 Everyone's life  
1010 Nothing  
1011 Life  
1012 My family & work  
1013 To have less problems  
1014 Happiness  
1015 Good health & good families surrounding  
1016 Family  
1017 Family  
1018 Healthy  
1019 Family  
1020 Happiness  
1021 To have a family  
1022 Happiness  
1023 Family  
1024 To be happy & healthy  
1025 Good education  
1026 Family  
1027 Family  
1028 Money  
1029 Health  
1030 Be happy  
1031 Family  
1032 Family  
1033 Live happily with good health  
1034 Family  
1035 Peaceful life  
1036 Family  
1037 To bring up children as well as he could  
1038 Financial freedom  
1039 Success  
1040 Health  
1041 Health

問39a あなたが一番尊敬する職業は何ですか。(自由回答)

(サンプル No.回答)

1 Don't know	45 Nurse
2 Don't know	46 Volunteer
3 Don't know	47 Politician
4 Minister of Religions	48 Police
5 Cleaning Job	49 MPs
6 Doctors	50 Monk
7 Teacher	51 Teacher
8 Don't know	52 Judge
9 Doctor	53 Doctor
10 Don't know	54 Social worker
11 Teacher	55 Doctor
12 Too wide to think	56 Businessman
13 Don't know	57 Politician
14 None	58 Actor
15 All	59 Teacher
16 Doctor	60 Volunteer
17 All	62 Don't know
18 Doctor	63 Police
19 Don't know	64 Prime minister
20 Teacher	65 Teacher
21 Teacher	66 Doctor
22 No comment	67 Never think about it
23 No comment	68 Pastor
24 Service line (medical , transport)	69 Government service
25 No preference	70 Teacher
26 Teacher	71 Teacher
27 Doctor	72 Doctor
28 No comment	73 Scientist
29 No comment	74 Banker
30 No comment	75 No comment
31 Doctor	76 None
32 Director of a media	77 No comment
33 Teachers, Country's leader	78 All service lines (medical, education)
34 Teacher	79 No comment
35 Doctor	80 Doctor
36 Social worker	81 No comment
37 Medical staff	82 No comment
38 Doctor	83 Service line (nurse)
39 Charity worker	84 No comment
40 Doctor	85 Architect
41 Judge	86 Teacher
42 Doctor	87 Nurse
43 Volunteer job	88 Doctor
44 Doctor	89 Doctor
32 Director of a media	90 Doctor
33 Teachers, Country's leader	91 Teacher
34 Teacher	92 None

93 Businessman	150 Don't know
95 Doctor	151 Teacher
96 Teacher	152 Anything is right
97 Sales person	153 Entrepreneur
98 Don't know	154 Nurse
99 President	155 Politician
100 Doctor	156 Homemaker
101 Nurse	157 Doctor
102 Nurse	158 None
103 Social worker	159 Teacher
104 Doctor	160 Police
105 Doctor	161 Policeman
106 Politician	162 Nurse
107 Don't know	163 Self employed - Businessman
108 Don't know	164 Teacher
109 Can't think of any	165 Seamstress
110 Nurse	166 Doctor
111 Doctor	167 Doctor
112 Police	168 Nurse
113 Police	169 Businesswoman
114 Don't know	170 Nurse
115 Nurse	171 Don't know
116 Doctor	172 Doctor
117 Teacher	173 Teacher
118 Garang guni	174 Doctor
119 Doctor	175 Scientist
120 Teacher	176 None
121 IT consultant	177 Don't know
122 Scientist	178 Doctor
123 Don't know	179 Nurse
124 Nurse	180 Lawyer
125 Doctor	181 Doctor & Nurse
126 Doctor	182 Service customer
127 Teacher	183 Doctor
128 Army	184 Don't know
129 Don't know	185 Doctor
130 Doctor	186 Doctor
131 Teacher	187 Doctor
132 Housewife	188 Don't know
133 Teacher	189 Doctor
134 Lawyer	190 None
135 Homemaker	191 Politician
136 Businessman	192 Don't know
137 Look after the grandchildren	193 Police
138 Doctor	194 Teacher
139 Government servant	195 Doctor
140 Doctor	196 Doctor
141 Doctor	197 System architect
142 Doctor	198 Doctor
143 Sales lines	199 Sales person
144 Judge in court	200 None
145 Army	201 None
146 No particular occupation, just service line	202 Don't know
147 Blue collar job - cleaner - clean dustbin, sweep road	203 Teacher
148 Don't know	204 All jobs
149 Doctor	205 Doctor

206 Doctor	271 People who donate their lives to help public - fireman
207 Doctor	272 Medical professional
208 Sweeper	273 Medical professional
209 Clerk	274 Healthcare worker
210 Engineer	275 All occupation must respect
211 Social worker	276 Doctor
212 None	277 Civil servant
213 Doctor	278 Doctor
214 None	279 Don't know
215 Teacher	280 Social worker
216 General manager	281 Entrepreneur
217 Bank teller	282 Don't know
218 Cleaner	283 Doctor
219 Politician	284 Healthcare worker
220 Law enforcement - police	285 Don't know
221 Self employ job	286 None. Every job has its merit
222 Odd job	287 Doctor & Nurse
223 None	288 Don't know
224 Rubbish collector	289 Engineer
225 Music writer/producer	290 Social worker
226 Electrician	291 Nurse
227 Doctor	292 Doctor
228 Boss	293 Teacher
229 Housewife	294 Customer related occupation/Police
230 Doctor	295 Social worker
231 Doctor	296 Teacher
232 Nurse	297 Don't know
233 Doctor	298 Doctor
234 Member of Parliament	299 Engineer
235 Don't know	300 Volunteer
236 Teacher	301 Teacher
237 Don't know	302 None
238 General	303 Doctor
239 Politician	304 Doctor
240 Teacher	305 Doctor
241 Every occupation is important	306 Travel agent
242 Doctor	307 None
243 Beggars	308 None
244 Doctor	309 Businessman
245 Social worker	310 Cleaner
246 Doctor	311 Don't know
247 Nurse	312 Housewife
248 Teacher	313 None
249 Teacher	314 Housewife
250 Doctor	315 Good educator
251 Doctor	316 Environmentalist
252 Cleaner	317 Entrepreneur
253 Doctor & Lawyer	318 None
254 Doctor	319 Don't know
255 Doctor	320 Cleaner
256 Volunteer worker & Doctor	321 Labourer
257 Cleaner	322 Cleaner - strive your own job
258 None	323 Doctor
259 Occupation that look after/take care of old people	324 Doctor
260 Teacher	325 Professional - engineer
261 Lawyer	326 Politician
262 Doctor	327 Religious Teacher
263 Never think about it	328 Medical professional
264 Doctor	329 Law enforcement officer
265 Caregiver	330 Teaching professional, medical professional
266 Volunteer	331 Volunteer
267 Caregiver	332 Military personel
268 Caregiver	333 Medical professional
269 Volunteer	334 Medical professional
270 Complementary medicine	335 Scientist

336 Nursing	410 Soldier
337 Doctor	411 Social worker
338 Workers (hardwork everyday)	412 Construction worker
339 Teacher	413 Teacher
340 Social work & Nurses	414 None
341 All	415 Doctor
342 Doctor	416 Prime minister
343 Doctor	417 President or Minister
344 Volunteer work	418 Teacher
345 Volunteer (social worker)	419 President
346 Service lines/Tourism	420 Social worker
347 Educators	421 Social worker
348 Lawyer	422 Volunteers for community work
349 Teacher	423 Lawyer
350 Cleaners	424 Scientist
351 Nurse	425 Doctor
352 None	426 Scientist
353 Social worker & Nurse	427 Teacher
354 Politician	428 Social service workers & councillors
355 Doctor	429 Doctor & Social worker
356 Nurse	430 Social worker & Volunteer
357 Husband's business	431 Doctor
358 Nurse	432 Teacher
359 Never think about it	433 Occupation which can earn a lot of money
360 Don't know	434 Doctor
361 Any proper upright job	435 Don't know
362 Lawyer	436 Healthcare worker
363 Don't know	437 Doctor & Pilot
364 Doctor	438 Volunteer worker
365 Nurse	439 Lawyer
366 None	440 Anything that is skill-related
367 Respect all	441 Counsellor
368 Doctor	442 Doctor
369 All	443 Nursing
370 Teachers	444 Head of the country
371 Waste collectors	445 Nurse
372 Depends on individual	446 Garbage collector, Religious leader
373 Doctor	447 Doctor
374 None	448 Engineering & Doctor
375 All the same	449 Pastor
376 None	450 Teachers
377 Teacher	451 Doctor & Teacher
378 Designer	452 Doctor
379 None	453 Soldier
380 Teacher	454 Any career has its own respect
381 Doctor	455 Honest jobs; none particular
382 None	456 Teacher
383 Doctor	457 Office work
384 Don't know	458 Teacher
385 Cleaner	459 All
387 Volunteer	460 Prime minister
388 Don't know	461 Minister
389 Doctor	462 Medical professional
390 Doctor	463 Doctor
391 One who contribute to nation building	464 Doctor
392 Don't know	465 Doctor
393 Decent job	466 Pastor
394 Job humanity	467 Doctor
395 Foreign worker, their hardwork	468 Being a parent
396 Doctor	469 Teacher
397 Plastic packaging	470 Teacher
398 Volunteer	471 Police force (uniform group)
399 Doctor	472 CEO
400 Don't know	473 Scientist
401 Don't know	474 Doctor
402 Don't know	475 Nurse
403 Can't think of any	476 Teacher
404 Politician	477 Teacher
405 Every job	478 Sweeper
406 None	479 Businesswoman
407 Social & volunteer workers	480 Doctor
408 Teacher	481 Nurse
409 Pastor	482 Doctor



483 Manager	556 Equal
484 Surgeon	557 I respect all occupation
485 Nurse	558 Don't know
486 Doctor	559 Teacher
487 Professor	560 Army
488 Nurse	561 Any post that given high money
489 Doctor	562 Clergy
490 Director	563 Doctor
491 Computer programmer	564 Doctor
492 Doctor	565 Can't think of
493 Manager	566 Doctor
494 IT job	567 Police
495 Don't know	568 Doctor
496 Don't know	569 Doctor
497 Any respectful & jobs contributing to the society	570 Labour
498 Writer	571 Teacher
499 Cleaner	572 Army
501 As long as have ability	573 Medical line
502 None	574 Teacher
503 Educationist	575 Nursing
504 Educational professional	576 Don't know
505 Don't have	577 Doctor & Nurse
506 Medical professional, social volunteer	578 Warrior / Soldier
507 Medical professional	579 Don't know
508 Good political leaders	580 Don't know
509 Volunteer job	581 Cleaner
510 Nurse	582 Civil servant
511 Teacher	583 Volunteer
512 Nurse	584 Don't know
513 Entrepreneur	585 Volunteer
514 Teacher	586 Doctor
515 Soldier	587 Never think about it
516 Booter	588 Prime minister
517 Police	589 Don't know
518 Doctor	590 Can't think of any
519 Doctor & Nurse	591 President
520 Welfare / charity workers, teachers	592 Doctor
521 Nurse	593 Politician
522 Factory	594 Doctor
523 Shopkeeper	595 Volunteer
524 None	596 Medical, homemaker
525 Nurse	597 Teacher
526 As long as not heavy work	598 HR
527 Doctor	599 Doctor
528 Teacher	600 Volunteer
529 Anything that is upright, morally right	601 Nurse
530 Doctor	602 No fixed occupation
531 Counsellor	603 Teacher
532 Teacher	604 Doctor
533 None	605 Doctor
534 Respect all types of occupations	606 Service agent
535 Entrepreneur	607 Pilot
536 Don't know	608 Doctor
537 Doctor	609 Doctor
538 Doctor	610 Teacher
539 Doctor	611 Judge
540 Doctor	612 Teacher
541 Nurse	613 Nurse
542 Hawker	614 Teacher, Ttrainer and Volunteer
543 Don't know	615 Doctor
544 Teacher	616 Doctor
545 None	617 Doctor
546 Doctor	618 Doctor & Teacher
547 Nurse & Doctor	619 Fatherhood / Parenthood
548 Doctor & Nurse	620 Teacher
549 Doctor	621 Doctor
550 R & D	622 Volunteer
551 Political leader	623 Doctor & Nurse
552 Doctor	624 Police
553 Police	625 Teacher, Doctor, Volunteer
554 Doctor	626 Lawyer
555 Manager	627 Teacher

628 Music industry (musician)	701 Teacher, Educator
629 Technician	702 None
630 Doctor	703 Doctor
631 Don't know	704 None
632 Doctor & Nurse	705 Accountant
633 Entrepreneur	706 Teacher
634 Lawyer & Teacher	707 None
635 Volunteer	708 None
636 Artist, travellers, designers, housewife	709 Don't know
637 Doctor	710 Medical field
638 Sweeper (Cleaner), Bus driver, Train operator	711 Businessman
639 Doctor	712 All
640 Nurse	713 Everyone
641 IT analyst	714 Healthcare worker
642 Don't know	715 Healthcare worker, social worker
644 Prime minister	716 All occupation
645 All that is available	717 IT industry workers
646 All occupation	718 None
647 All occupation	719 None
648 There is no such thing as which occupation you respect	720 None
649 All occupation	721 High rank executive
650 All positions and we have to work faithfully	722 Doctor
651 Office Administrator	723 Educator
652 No preference	724 All occupation
653 Legal job	725 None
654 All jobs concern	726 Doctor
655 Business or all other occupations	727 Doctor
656 All positions	728 Customer service sector
657 Police	729 All occupation. (eg. doctors, lawyers)
658 Police	730 Doctor
659 Teacher	731 Doctor
660 Lawyer	732 Social worker
661 Government officer	733 Doctor
662 Doctor	734 Doctor
663 Teacher	735 Don't know
664 Teacher	736 Doctor
665 Teacher	737 Don't know
666 Sales pple	738 Don't know
667 Doctor	739 Lawyer
668 Housewife	740 Don't know
669 Medical personnel	741 Uniformed personnel
670 Doctor & Lawyer	742 Finance - banking lin
671 Doctor	743 Cleaner
672 Teacher	744 Can't think of
673 Towkay	745 Politician
674 Lawyer	746 Teacher
675 Social worker	747 Housewife
676 Architect	748 Doctor
677 Lawyer & Doctor	749 Doctor
678 Worker	750 Don't know
679 Lawyer	751 None
680 Lawyer & Doctor	752 Peace loving people
681 All jobs	753 Soldier
682 Teacher	754 None
683 Technician	755 Businessman
684 All jobs	756 Don't know
685 Financial Analyst	757 Don't know
686 Doctor	758 Teacher
687 All jobs	759 Prime minister
688 Doctor	760 Nurse
689 Banker	761 Teacher
690 Teacher	762 Uniform group
691 Doctor & Nurse	763 Social welfare worker
692 Businessman	764 Taxi driver
693 All kind of jobs	764 Taxi driver
694 All jobs	765 Political leaders
695 Lawyer	766 Volunteer worker
696 Social worker	767 Teacher
697 Social worker	768 Teacher
698 Doctor	769 Bishop & Father
699 None	770 All job concern
700 Teacher	771 Pilot

772 Prime minister	841 Doctor
773 Don't know	842 Politician
774 CEO	843 Volunteer
775 Don't know	844 Doctor
776 Doctor	845 Businessman
777 Teacher	846 Civil defense
778 Engineer	847 Doctor
779 Doctor	848 Taxi driver
780 Housewife	849 Business owner
781 Medical- related occupations	850 Doctor
782 Volunteer (social care)	851 Volunteer
783 Don't know	852 Doctor
784 Anything	853 Police
785 Teacher	854 Priest , Monk , Nun
786 Education - realated	855 Doctor
787 Don't know	856 Doctor
788 Don't know	857 Doctor
789 Teacher, homemaker, country leader	858 Entrepreneur
790 Vountary worker (charity organization)	859 Entrepreneur
791 There's no specific one	860
792 None	861 Doctor
793 Healthcare worker	862 Doctor
794 Security guard	863 Teacher
795 Director	864 Volunteer
796 Doctor	865 Nurse
797 Don't know	866 Any respectable job (eg:cleaners)
798 Doctor	867 Doctor
799 Doctor & Political leader	868 Entrepreneur
800 Teacher	869 Businesswoman
801 Senior minister	870 Don't know
802 Ship Captain	871 Doctor
803 Director	872 Anything honest
804 Hawker	873 Policeman
805 Secretary	874 Engineering
806 Hawker	875 Doctor
807 Bus driver	876 Doctor
808 Domestic helper	877 Doctor
809 Policeman	878 Cleaner
810 Teacher	879 Doctor
811 None	880 Construction worker
812 None	881 Soldier
813 Social worker	882 Doctor
814 Teacher (all education levels & religious teacher)	883 Volunteer
815 None	884 None
816 None	885 None
817 None	886 Doctor
818 Teacher	887 Businessman
819 Nurse	888 Bus driver
820 Social work	889 Doctor & Nurse
821 Social worker	890 Homewife
822 Missionary (social services)	891 Doctor
823 Teacher & Guardian	892 Nurse
824 Customer services	893 Doctor
825 Businessman	894 Plumber
826 Painting, artists	895 Medical field (Doctor)
827 Decent job	896 Teacher
828 Doctor	897 None
829 Soldier	898 Nurse
830 Cleaner, because it is very good	899 Scientist
831 Doctor	900 None
832 volunteer	901 Doctor
833 Volunteer	902 Politician
834 Teacher	903 Doctor
835 Doctor	904 Doctor
836 Teacher	905 Wedding service
837 Volunteer	906 None
838 Volunteer	907 Doctor
839 Doctor	908 Don't know
840 Educator for disable children	909 Doctor

910 Teacher	979 Doctor
911 Nurse	980 Charity worker
912 None. Respect person not the occupation	981 None
913 Teacher	982 Don't know
914 Nursing	983 Doctor
915 None	984 Teacher
916 Make-up for the dead	985 Doctor
917 Teacher	986 Don't know
918 Teacher	987 Health workers
919 Volunteer	988 Volunteer worker
920 Cleaner	989 None
921 Doctor	990 Rubbish cleaner, toilet cleaner
922 None (respect individual)	991 Businessman
923 Carpentry	992 Doctor
924 Volunteer	993 None
925 None	994 Doctor
926 Teacher	995 Respect all occupations
927 Police , civil defence , army	996 Everything
928 I.T. technology	997 Lawyer
929 All the same, cleaner or minister	998 None
930 Do not respect the occupation.(none). Respect individual	999 All occupation
931 Respect individual but occupation	1000 All Government position
932 Doctor	1001 All occupation
933 Doctor	1002 Doctor
934 Housewife	1003 All occupation
935 Nurse	1004 Teacher
936 Volunteer	1005 Doctor
937 Humanitarians (volunteer work)	1006 Social worker
938 Teacher	1007 Doctor
939 Police	1008 Volunteer worker
940 Doctor	1009 Sales person
941 Volunteer	1010 Service line
942 Police	1011 Giving to society (volunteer)
943 Teacher	1012 Shipping-related
944 CEO of a company	1013 Civil servant (e.g Army)
945 Surgeon	1014 Nurse & Teacher
946 Doctor	1015 Teacher
947 Surgeon	1016 Leadership (who can lead) e.g Manager or CEO
948 Teacher	1017 Teacher
949 Surgeon	1018 Logistic line
950 Police - defence	1019 Teacher
951 Army, SAF	1020 Any job
952 Cleaner	1021 Any occupation with stable income
953 Nurse	1022 All - Everyone plays a part
954 Doctor	1023 Social worker
955 Teacher	1024 Clerical officer
956 None	1025 Engineer
957 Doctor	1026 Teacher
958 Teacher	1027 Any dangerous job
959 Teacher	1028 All occupation - each individuals play their part
960 Doctor	1029 Can't think of
961 Research (medical)	1030 Teacher
962 Doctor	1031 Nursing
963 Teaching	1032 Teacher
964 Politician	1033 Don't know
965 Social worker	1034 Doctor
966 Social worker	1035 Don't know
967 Doctor	1036 Don't know
968 Nursing, social welfare, volunteering	1037 Musician
969 Doctor	1038 White collar job - Shipping Executive
970 Volunteer	1039 Doctor
971 Doctor	1040 Investment
972 Enterprises	1041 Teacher
973 Leader of people	
974 Teacher	
975 Nurse	
976 Doctor	
977 Doctor & Nurse	
978 Don't know	

問 39 b では、ご自身が実際につきたいと思う職業は何ですか。(自由回答)

(サンプル No.、回答)

1 Social Worker	46 Pilot
2 Don't know	47 Businessman
3 Don't know	48 Mathematician
4 Don't know	49 Entrepreneur
5 Entrepreneur	50 Accountant
6 Don't know	51 Entrepreneur
7 Don't know	52 Lawyer
8 Don't know	53 Doctor
9 Successful woman	54 Teacher
10 Don't know	55 Doctor
11 Engineer	56 Businessman
12 Don't know	57 Sports minister
13 Customer Service	58 Housewife
14 Publish comic, develop own set of comic & break into world market.	59 Teacher's aid
15 Seamstress	60 Businessman
16 Cookery teacher	62 Warehouse Assistant
17 Don't know	63 Sewing
18 Teacher	64 Own boss
19 Don't know	65 Own business
20 Supervisor of a pre-school	66 Teacher
21 IT line	67 Housekeeping
22 No comment	68 Teacher
23 No comment	69 Office admin
24 No comment	70 Teacher
25 No comment	71 Teacher
26 Teacher	72 Teacher
27 Supervisor	73 Manager
28 No preference (low education)	74 Banker
29 Senior supervisor	75 No comment (age catch up & qualification is low)
30 Successful businessman	76 No comment
31 Accountant	77 No comment
32 Media Director	78 Journalist
33 Too old to answer the question	79 No comment
34 Administrator	80 Engineer
35 Accountant	81 Engineer
36 Park ranger	82 No comment
37 Own boss	83 Insurance leader
38 Businessman	84 No comment
39 Doctor	85 Animal trainer
40 IT manager	86 Hawker
41 Finance Minister	87 Never think about it
42 Politician	88 Businessman
43 Volunteer job	89 Manager
44 Politician	90 Pilot
45 Scientist	91 Teacher

92 Soldier	144 As a bank manager
93 Businessman	145 Security guard
95 Doctor	146 Police
96 Banker	147 Own boss
97 Sales personal	148 Don't know
98 Own business	149 Doctor
99 Own business - big boss	150 Don't know, never study
100 Doctor	151 Businesswoman
101 Can't think of	152 None
102 In technology & electric desgin	153 Accountant
103 Voluntary worker	154 Police
104 Piano teacher	155 News presenter
105 Businessman	156 Businesswoman
106 Own business	157 Researcher, Scientist
107 Don't know	158 Businesswoman
108 Don't know	159 Puchaser
109 Business (self employed)	160 Clerk
110 Clerk	161 Being a housewife
111 Clerk	162 Don't know
112 Fireman	163 Businessman
113 Teacher	164 Businessman
114 Don't know	165 Cook
115 Nurse	166 Messenger
116 Beautician	167 Doctor
117 Teacher	168 Pilot
118 Forklift driver	169 Restaurant owner
119 Stradegy consultant	170 Businesswoman
120 Politician	171 Cleaner
121 IT profession	172 Teacher
122 Can't Recall	173 Don't know
123 Don't know	174 Engineer
124 Artist	175 Seamstress
125 Teacher	176 None
126 Teacher	177 Hawker
127 Teacher	178 Teacher
128 Can't think of	179 Don't know
129 Businessman	180 Engineer
130 Bakery	181 Nurse
131 Management post in a private company	182 Florist
132 Housewife	183 Admin officer
133 Teacher	184 Seamstress
134 Reporter	185 Can't think of
135 Body therapist	186 Merchandiser
136 Teacher	187 Cook
137 Factory operator	188 Businesswoman - self employed
138 Don't know	189 Police
139 Police	190 Businessman
140 Factory worker	191 Farmer
141 Business	192 Cleaner
142 Don't know	193 NEA worker
143 Sales job	194 Retailer - self employed

195 Actress	246 Administration
196 Engineer	247 Business
197 System architect	248 Teacher
198 Explorer (nature)	249 Teacher
199 Sales personal	250 Teacher
200 None	251 Accountant
201 Football player	252 Engineer
202 Businesswoman	253 Businessman
203 Teacher	254 Own business
204 Anything	255 None
205 Teacher	256 No comment
206 Cook	257 Customer Service
207 Accountant	258 Robber
208 Horse keeper	259 Own business
209 Clerk	260 Office Assistant
210 Engineer	261 Own business
211 Teacher	262 Regional show organiser
212 Finance accounting	263 Teacher
213 Lawyer	264 Businessman
214 Housewife	265 Social services
215 Teacher	266 Successful entrepreneur
216 Part time - worker	267 Caregiver
217 Administration clerk	268 Administrator
218 Cleaner	269 Pilot
219 Doctor	270 Naturopath
220 Freelance - driver	271 Fireman
221 Self-employed	272 Medical professional
222 Part time work	273 Doctor
223 Businessman	274 Human resources
224 Athletic	275 Never think about it
225 Music producer	276 Businessman
226 Electrician	277 Nursing
227 Scientist	278 Shop-keeper
228 Handicraft worker	279 Work in a nature-green environment
229 Housewife	280 Happy with current - engineer
230 Architect	281 Food
231 Don't know	282 Don't know
232 Actuarial - Actuarer	283 Never think about it
233 Lawyer	284 Technology industry
234 Entrepreneur	285 Nurse
235 Don't know	286 None
236 Police	287 Florist
237 Teacher	288 Not working all this while
238 Don't know	289 Engineer
239 Engineer	290 Own business
240 Counsellors - Family affair	291 Engineer
241 None at the moment	292 Social Workers/Volunteers
242 Lecturer	293 Businessman
243 Business	294 Customer relation executive
244 Teacher	295 Volunteer
245 Social Worker	296 Own boss

297 Factory worker	346 Own boss
298 Doctor	347 Educator
299 Engineer	348 Lawyer
300 Businessman	349 Management level
301 Housewife	350 Any job that gives me a sense of accomplishment
302 Retiree	351 Don't know
303 Cook	352 Work in the factory
304 Doctor	353 Army
305 Childcare Owner	354 Human relations manager
306 Self-employed	355 Housewife
307 Businessman	356 Own boss
308 None	357 None
309 Housewife	358 Start own business
310 Clerk	359 Businessman
311 Freelance worker	360 Don't know
312 Housewife	361 Construction line
313 Teacher	362 Don't know
314 Pilot	363 Florist
315 Health professional	364 Professional
316 Food technology	365 Office job
317 Human resource officer	366 Start a pet shop
318 Finance Manager	367 Inventor
319 Entertainment circular	368 Engineer
320 Despatch boy	369 Customer service related occupation
321 Labourer	370 Never think about it
322 Cleaner	371 Cashiers
323 Finance Manager	372 Taxi driver
324 Tailor	373 None
325 Engineer	374 To be a boss
326 Social Volunteer	375 None
327 Outdoor field work golf green maintenance	376 Own boss
328 Businessman (trading)	377 Teacher
329 Technical specialist	378 Interior designer
330 Tailoring	379 None
331 Graphic designer	380 Teacher
332 IT specialist	381 Teacher
333 Pilot	382 None
334 Entrepreneur	383 Aerospace
335 Researcher	384 Volunteer
336 F1 driver	385 Teacher
337 Doctor	387 Teacher
338 Industrialist giving jobs to poor people	388 Social Worker
339 Teacher	389 Own boss
340 Banker, social worker	390 Doctor
341 Any job that makes me happy	391 Scientist
342 Never think about it	392 Don't know
343 Lawyer	393 No preference
344 Nurse	394 Something that would help anyone
345 Volunteer work	395 Business



396 Tailor	447 Artist
397 Own boss	448 Doctor
398 Floral shop boss	449 Never think about it
399 Technician	450 Teacher
400 Don't know	451 Be managing director of a company
401 Don't know	452 Beautician
402 Don't know	453 Any honest job
403 Engineer	454 Don't know
404 Doctor	455 IT job
405 Don't know	456 Teacher
406 Never think about it before, dont know	457 Office work
407 Don't know	458 In the sales line
408 Lawyer	459 Anything that suit me
409 Business consultant	460 Businessman
410 Diver	461 Air Stewardess
411 Self-employed businessman	462 Anything related to medicine
412 Inventor	463 Psychologist
413 Businesswoman	464 Teacher
414 Teacher	465 Artist
415 Good beautician	466 Sales personal
416 Customer service officer	467 To be wealthy person
417 Doctor	468 Engineer
418 Teacher	469 Don't know
419 Teacher	470 Doctor
420 Sales job	471 Police
421 Top sales executive	472 Sales job
422 Lawyer	473 Mechanic
423 Hair stylist	474 Clerk
424 Engineer	475 Secretary
425 Physicians	476 Teacher
426 Businessman - Be own boss	477 Cook
427 Lawyer	478 Clerk
428 Teacher	479 Businesswoman
429 Pilot	480 Engineer
430 Successful businessman	481 Hawker
431 Police	482 Homemaker
432 Cashier	483 Factory supervisor
433 Freelance job	484 Supervisor
434 Housewife	485 Clerk
435 Do the things that i like	486 Supervisor
436 Healthcare-related occupations	487 Surveyor
437 Pilot	488 Seamstress
438 Pilot	489 Factory worker
439 Architect	490 Manager
440 Service-related (healthcare)	491 Seamstress
441 Counsellor (family)	492 Homemaker
442 Teacher	493 Mechanic
443 Volunteer (in social services)	494 IT job
444 Head of the country	495 Don't know
445 Teacher	496 Businessman
446 Something to do with social work	

497 Any respectful & jobs contributing to the society	547 Volunteer
498 Police	548 Own boss
499 Homemaker	549 Stable job
500 Don't know	550 R & D
501 Don't know	551 To be a boss
502 None	552 Volunteer
503 Educationist	553 Police
504 Law enforcement professionals	554 Doctor
505 Own a chain of hotel	555 Secretary
506 Social Volunteer	556 Don't know
507 Medical professional	557 Homemaker , management
508 Financial Analyst	558 Artist , related to handicrafts
509 Volunteer work	559 Retired. So don't want to work
510 Air Stewardess	560 IT job
511 Lawyer	561 Occupation which gives money
512 Ticketing	562 Writer
513 Entrepreneur	563 Doctor
514 Teacher	564 Doctor
515 Doctor	565 Can't think of
516 Lawyer	566 Can't think of
517 Nurse	567 Any service hotel line
518 Lawyer	568 Doctor
519 Teacher	569 Doctor
520 Writer	570 Own boss
521 Don't know	571 Lawyer and interior design
522 Don't know	572 Own business
523 None	573 Air Stewardess
524 Housewife	574 Air Stewardess
525 Detective	575 Teacher
526 Housewife	576 Businessman
527 Businessman	577 Teacher
528 Childcare Teacher	578 Many - can't seem to say
529 High-flyer	579 Anything to my ability
530 Doctor	580 Any job will do
531 Scientist	581 Nursing
532 Teacher & Engineer	582 Don't know
533 None	583 Volunteer service
534 None	584 Nurse
535 Entrepreneur	585 Don't know
536 Happy with current job	586 Businessman
537 Salesgirl	587 Just a job will do
538 Salesgirl	588 Doesn't matter
539 Clerical line in office	589 Don't know
540 None	590 Good pay
541 Factory worker	591 Business
542 Hawker	592 Lawyer
543 Homemaker	593 Jack of all trades
544 Doctor	594 Manager
545 None	595 Don't know
546 Lawyer	596 Homemaker

597 Homemaker	647 Administration
598 Social Worker	648 IT and accountancy
599 Doctor	649 I am a retiree - never thought about it
600 None	650 I never think as I am a housewife
601 Physiotherapist	651 Managing Director
602 Not so stressful job	652 Not available - I'm a housewife
603 Volunteer	653 Technician
604 Missionary	654 I'm old & I do gd thanks of all this
605 Mechanic	655 I would ot think of at the moment
606 Businessman	656 Security officer - i am satisfied
607 Engineer	657 Police
608 Doctor	658 Custom officer
609 Engineer	659 Teacher & Doctor
610 Customer service professional	660 CEO
611 Businessman	661 Religious leader
612 Company director	662 Doctor
613 Trainer	663 Teacher
614 Businessman	664 Business
615 Businessman	665 Teacher
616 Trainer	666 CEO
617 Doctor	667 Pilot
618 Finance	668 Housewife
619 Pilot	669 Teacher
620 Businessman	670 Air Stewardess
621 No qualification. As long as I am happily working	671 Don't know
622 Customer Service	672 Brand executive
623 Doctor	673 Sales executive
624 Teacher	674 Lawyer
625 Doctor	675 Technician
626 Don't know	676 Self-employed
627 Motivator	677 Lawyer
628 Musician	678 Self-employed
629 Desk job (eg: clerical)	679 Lawyer
630 Doctor	680 Businessman
631 Don't know	681 Now not working anymore, don't know what kind of jobs in the market
632 Hawker	682 Sales job
633 Own and manage my own business	683 Engineer
634 Owner of a restaurant	684 So old already, don't want to work. ok
635 Accountant, owning a business	685 Banker
636 Traveller, travel-related jobs	686 Engineer
637 Engineer	687 Artist
638 Chef	688 Writer
639 Teacher	689 Banker
640 Social Worker	690 Teacher
641 IT analyst	691 Manager
642 Property agent	692 Businessman
644 None	693 Food industry, own a shop
645 I am a retiree	694 Teacher
646 Finance	695 Social Worker

696 Businessman	746 Teacher
697 Businessman	747 Housewife
698 None	748 Banker
699 None	749 Doctor
700 Self-employed	750 Property
701 Doctor	751 None
702 Something i like	752 Present work-painter
703 None	753 Photographpy
704 None	754 Driver
705 None	755 Businessman
706 Teacher	756 Entreprenuer
707 Manager	757 Don't know
708 Businessman	758 Office work
709 Self-employed	759 Renovation contrator
710 Rich housewife	760 Own boss
711 Self-employed	761 Director of a company
712 Retiree	762 Teacher
713 Prime minister of singapore	763 Engineer
714 Healthcare workers	764 Taxi driver
715 Childcare industry	765 Own business
716 Businessman	766 Investment banker
717 IT personnel	767 Teacher
718 Self-employed	768 Engineer
719 None	769 Teacher
720 None	770 Housewife
721 Manager	771 Businessman
722 Engineer	772 Painter, Artist
723 None	773 Jack of all trades
724 None	774 Air Stewardess
725 Supervisor	775 Any job will do
726 Housewife	776 Doctor
727 Self-employed	777 Councillor
728 Don't know	778 Teacher
729 None since i am unable to work already	779 Doctor
730 Lawyer	780 Don't know
731 None	781 Same as above (Medical - related occupations)
732 Engineer	782 Technical specialist
733 Doctor	783 None
734 Never think about it	784 Manager
735 Anything that give good income	785 Teacher
736 Sales job	786 Education, environment conservation
737 Can't think of	787 None at the moment
738 Don't know	788 Teacher
739 Can't think of	789 Children's education related
740 Don't know	790 None
741 Own business	791 None at the moment
742 Never think about it	792 Actress
743 Maintenance	793 Doctor
744 Any occupation of higher post	794 Security guard
745 Can't think of	795 Teacher

796 Teacher	846 Police
797 Doctor	847 Businessman
798 Doctor	848 Businessman
799 Doctor	849 Business owner
800 Teacher	850 Business owner
801 Businesswoman - retail	851 Footballer
802 Seamen	852 Architect
803 Electrician	853 Teacher
804 Babysitter	854 Volunteer
805 Salesgirl	855 Business owner
806 General worker	856 Doctor
807 F & B waitress	857 Doctor
808 Salesgirl	858 Entrepreneur
809 Hawker	859 Entrepreneur
810 None	860 Engineer
811 None	861 Full-time housewife
812 None	862 Research Scientist
813 None	863 Teacher
814 Teacher	864 Engineer
815 None	865 Nurse
816 None	866 Businessman
817 None	867 Engineer
818 Teacher	868 Housewife
819 Nurse	869 Businesswoman
820 None	870 Clerical
821 IT specialist	871 Doctor
822 Teacher	872 Don't know
823 Bank officer	873 Businessman
824 Own boss, start own business	874 Engineering
825 Bartender	875 Businessman
826 Animator	876 Pilot
827 Don't know	877 Nurse
828 Factory worker	878 Doctor
829 Doctor	879 Accountant
830 Kitchen helper, because it has a good prospect	880 Construction worker
831 Doctor	881 Administrator
832 site supervisor	882 Teacher
833 Scientist	883 Professional
834 Businessman	884 None
835 Doctor	885 Entrepreneur
836 Fashion designer	886 Doctor
837 Doctor	887 Successful businessman
838 Army Lt.col	888 Lawyer
839 Fitness trainer	889 Cook, chef
840 Chef	890 Housewife
841 C.I.D (Police)	891 Don't know
842 Nurse	892 Secretary
843 Volunteer	893 None
844 Doctor	894 Own business
845 Businessman	895 Doctor

896 None	946 Architect
897 Engineer	947 Own business
898 Banking (Finance)	948 Small business
899 Pilot	949 Own boss
900 Judge	950 Nurse
901 Enterprise	951 Army
902 Own business	952 Accountant
903 Professional gambler	953 Seamstress
904 Doctor	954 None
905 Own business	955 Teacher
906 None	956 Childcare Nanny
907 Sales job	957 No education at all, so never think about it
908 Don't know	958 Self-employed businessman
909 Doctor	959 Own business
910 Housewife	960 Accountant
911 Own business	961 Childcare Teacher
912 Doctor	962 Driver
913 Teacher	963 Teacher
914 Own business	964 Teacher
915 None	965 Don't know
916 High-rank in Navy	966 Teacher
917 Teacher	967 Doctor
918 Childcare Teacher	968 Own business
919 Admin	969 Volunteer
920 Own business	970 Sales job
921 None	971 Not educate so never think about it
922 Volunteering	972 Own business
923 Carpentry	973 Businessman
924 Volunteer	974 In-charge of school (Principal)
925 Own business	975 Nurse
926 Teacher	976 None
927 Police	977 None
928 Teacher	978 None
929 Captain - sea	979 Doctor
930 None	980 Teacher
931 None	981 Don't know
932 Own business	982 Don't know
933 Teacher	983 Doctor
934 PR (public relations)	984 Artist
935 Teacher	985 Don't know
936 Volunteer	986 Doctor
937 Volunteer work	987 Hotel industry
938 Seamstress	988 CEO
939 Police	989 Retiree
940 Own business	990 Satisfactory with current occupation
941 Housewife	991 Pilot
942 Operation ass. (clerk)	992 Botalogist
943 Teacher	993 Sailor
944 CEO	994 None
945 Childcare Teacher	995 Businessman

996 Police  
997 Teacher  
998 Don't know  
999 None  
1000 CEO of a company  
1001 One that give steady & good income like  
management people  
1002 None  
1003 Be self-employed  
1004 Self-employed  
1005 Entertainer  
1006 Nurse & Social worker  
1007 Doctor  
1008 To run a small business  
1009 Any job  
1010 Sales job  
1011 None  
1012 Government sector-related  
1013 Police  
1014 Job that deals creativity  
1015 Sales & marketing line  
1016 Administration/Human Resource  
1017 Managing Director of a company  
1018 Shipping line  
1019 Teacher  
1020 Manager  
1021 Chef industry  
1022 IT line  
1023 Social Worker  
1024 Clerk  
1025 Own business  
1026 Never think about it  
1027 Can't think of  
1028 Doctor  
1029 Teacher  
1030 Teacher  
1031 Already have - research in biology  
1032 Teacher  
1033 Hospital line  
1034 Businessman  
1035 Don't know  
1036 Can't think of  
1037 Musician  
1038 Shipping Executive  
1039 Scientist  
1040 Own boss  
1041 Teacher

6. 調査票

- 1 -

a. シンガポール調査原票および提示カード  
(英・中国語版、英・マレー語版、英・タミル語版)



**MEDIA RESEARCH CONSULTANTS PTE. LTD.**  
Caldecott Broadcast Centre  
Andrew Road  
Singapore 299939  
Tel.: (65) 6255 7484 Fax: (65) 6255 6268

Serial Number:  
(Official use only)

Please tick (☑) where applicable:  
 Checked             Coded  
 Validated           Data entered

**PLEASE FILL IN THE FOLLOWING INFORMATION:**

Name of Interviewer: \_\_\_\_\_

Name of Respondent: \_\_\_\_\_

Respondent's Contact Numbers: \_\_\_\_\_ (H) \_\_\_\_\_ (O) \_\_\_\_\_ (HP / PGR)

Respondent's Address: \_\_\_\_\_

Date of Survey:        /        / 2004        Time Started: \_\_\_\_\_ Time Ended: \_\_\_\_\_

Faint, illegible text and markings, possibly bleed-through from the reverse side of the page.





**MEDIA RESEARCH CONSULTANTS PTE. LTD.**

Caldecott Broadcast Centre  
Andrew Road  
Singapore 299939  
Tel.: (65) 6255 7484 Fax: (65) 6255 6268

Serial Number:   
(Official use only)

Please tick (☑) where applicable:  
 Checked  Coded  
 Validated  Data entered

Main Language of Interviewer: 1 Mandarin 2 Malay 3 Tamil 4 English 5 Other (specify: \_\_\_\_\_)

**INTRODUCTION**

Good morning/afternoon/evening. I am << read out interviewer name >> from Media Research Consultants Pte. Ltd.

We are doing a survey on East Asian Values in Singapore. We'd like to speak to the person in your household aged 20 years and above who has most recently celebrated his/her birthday. All the information and views you provide will be kept strictly confidential.

Before we start the interview, could I please find out whether you or anyone in the household works in any of these industries:

Market research.....[TERMINATE INTERVIEW]

早/午/晚安。我的名字叫\_\_\_\_\_, 是传媒研究公司的代表。我们正在进行一项关于新加坡人价值观的调查。想和您家中一位最近刚庆祝生日及在 20 岁以上的成员谈话。此项研究只限于对调查结果进行统计分析, 保证不会泄漏任何个人信息。

在访问开始之前, 请问您家中有任何一位成员在市场研究公司工作吗? 如有, 结束访问。

Q.1 Would you say you are, on the whole, more inclined than the average Singaporean to respect your ancestors or less? 说起来您比一般新加坡人更尊敬自己的祖先, 还是没有一般人那样尊敬自己的祖先呢?

- 1 More than the average Singaporean
- 2 Less than the average Singaporean
- 3 Average
- 8 Other (Please specify: \_\_\_\_\_)
- 9 DK

Q.2 If you had no children, would you think it desirable to adopt a child in order to continue the family line, even if there is no blood relationship? Or do you not think this is important? 如果您没有孩子, 您认为有必要领养没有血缘关系的孩子来传宗接代吗? 还是认为没有那样做的必要呢?

- 1 Would adopt
- 2 Would not adopt
- 3 Depends
- 8 Other (Please specify: \_\_\_\_\_)
- 9 DK

Q.3 In general, what would you think is the ideal number of children in a family?  
现在, 对一般家庭来说, 您认为有几个孩子最为理想?

9 DK

Q.4 [SHOW CARD 1] During the last four weeks, have you suffered from any of the following? (Read each in turn) 近 1 个月内, 您对以下列出的症状而感到苦恼过吗? (或得过这样的病吗?)

	<u>Yes</u>	<u>No</u>
a. Headaches/migraines/(head felt heavy)	1	2
b. Backaches (stiff back)	1	2
c. Nervousness	1	2
d. Depression (feeling down)	1	2
e. Insomnia (sleeplessness)	1	2
8 Other (Please specify: _____)		
9 DK		

Q.5 [SHOW CARD 2] For your age, how satisfied are you with your health? Would you say...(Read) 和同龄人相比, 您对自己的健康状况感到满意吗?

- 1 Very satisfied
- 2 Fairly Satisfied
- 3 Fairly dissatisfied, or
- 4 Very dissatisfied
- 8 Other (Please specify: \_\_\_\_\_)
- 9 DK (DO NOT READ)

Q.6 [SHOW CARD 3] Using the classifications on this card, how would you classify your current standard of living? 如果把当前整个社会分成以下 5 个阶层的话, 您认为您属于哪一阶层?

- 1 Upper class
- 2 Upper middle class
- 3 Middle class
- 4 Lower middle class
- 5 Lower class
- 8 Other (Please specify: \_\_\_\_\_)
- 9 DK

Q.7 [SHOW CARD 4] If you had to choose one, which would you prefer, more money or more free time? 如果您必须在以下两个项目中选择一项, 您会选择哪一项?

- 1 More money
- 2 More free time
- 8 Other (Please specify: \_\_\_\_\_)
- 9 DK

Q.8 If you were to get enough money to live as comfortably as you would like for the rest of your life, would you continue to work or would you stop working? 如果您积蓄了一生都能过上舒适生活的钱, 您还继续工作下去吗? 还是放弃工作呢?

- 1 Continue to work
- 2 Stop working
- 8 Other (Please specify: \_\_\_\_\_)
- 9 DK

Q.9 [SHOW CARD 5] Here are some of the things people usually take into account in relation to their work. Which one would you personally place first?  
关于工作，经常成为平时议论的话题。您对工作最关心的是以下哪一方面？

- 1 A good income so that you do not have any worries about money
- 2 A safe job with no risk of closing down or unemployment
- 3 Working with people you like
- 4 Doing an important job which gives you a feeling of accomplishment
- 8 Other (Please specify: \_\_\_\_\_)
- 9 DK

Q.10 [SHOW CARD 6] To what extent do you worry, either for yourself or for your family, about each of the following? Would you say very much, somewhat, slightly, or not at all?  
(CIRCLE ONE OF THE NUMBERS IN THE COLUMN)  
您有时为您自身或者家人的事可能会感到不安。您对上述的偶发性问题是否感到不安？

	<u>Very much</u>	<u>Somewhat</u>	<u>Slightly</u>	<u>Not at all</u>	<u>Other</u>	<u>DK</u>
a. Serious illness	1	2	3	4	8	9
b. Car accident	1	2	3	4	8	9
c. War	1	2	3	4	8	9

Q.11 Which, if any, of the following do you believe in? [SHOW CARD 7]  
您认为以下列举的事情真的「有」或「存在」吗？

	<u>Exists</u>	<u>May exist</u>	<u>Does not exist</u>	<u>DK</u>
a. Buddha, God, or gods	1	2	3	9
b. Life after death	1	2	3	9
c. a soul or a spirit	1	2	3	9
d. a devil or a demon	1	2	3	9
e. hell	1	2	3	9
f. heaven or paradise	1	2	3	9
g. a sin and a judgment/divine punishment	1	2	3	9

Q.12 [SHOW CARD 8] By using the scale of 1 to 7, where '7' is "very important," and '1' is "not important at all," can you tell me how important each of the following is to you?  
在下述列举的生活范围内，请您用 1 至 7 之间的数字来评价每一项内容的重要程度。

	Not Important at all				Very Important			Other	DK/NA
	1	2	3	4	5	6	7	8	9
a. Your immediate family members such as spouse and children, if you have any	1	2	3	4	5	6	7	8	9
b. Career and job	1	2	3	4	5	6	7	8	9
c. Free time and relaxation	1	2	3	4	5	6	7	8	9
d. Friends and people you know	1	2	3	4	5	6	7	8	9
e. Parents, brothers, sisters, and other relatives	1	2	3	4	5	6	7	8	9
f. Religion	1	2	3	4	5	6	7	8	9
g. Politics	1	2	3	4	5	6	7	8	9

Q.13 [SHOW CARD 9] All things considered, how satisfied are you with your family life—the time you spend and the things you do with members of your family? Just call off the number which comes closest to your feelings. 您对自己的家庭满意，还是不满意？

- 1 Completely satisfied
- 2 Somewhat satisfied
- 3 Neither satisfied nor dissatisfied (neutral)
- 4 Somewhat dissatisfied
- 5 Completely dissatisfied
- 8 Other (Please specify: \_\_\_\_\_)
- 9 DK

Q.14 [SHOW CARD 10] Now I want to ask about your life as a whole. How satisfied are you with your life as a whole these days? Which letter on this card comes closest to your feelings? 接下来问一下您对生活的看法。坦率地说您对您目前的生活是满足，还是不满足呢？

- 1 Completely satisfied
- 2 Somewhat satisfied
- 3 Neither satisfied nor dissatisfied (neutral)
- 4 Somewhat dissatisfied
- 5 Completely dissatisfied
- 8 Other (Please specify: \_\_\_\_\_)
- 9 DK

Q.15 [SHOW CARD 11] If you look at successful people in society today, which do you think has played the largest part in their success, their ability and effort, luck and chance, or personal relationships through kindred, countrymen/countrywomen, and alumni/alumnae? 综观当今社会上成功的人，您认为对成功起最主要作用的是个人的才能及努力，还是运气及机遇，或是血缘·地缘·学缘等关系呢？

- 1 Ability and effort
- 2 Luck and chance
- 3 Personal relationships through kindred, countrymen/countrywomen, and alumni/alumnae
- 8 Other (Please specify: \_\_\_\_\_)
- 9 DK

**Q.16** Some people say that with the development of science and technology, life becomes more convenient, but at the same time a lot of human feeling is lost. Do you agree with this opinion, or do you disagree?  
有这样的意见：「随着科学技术的不断发展，人们的生活变得越来越方便了，但是随之而来的是本来的人情味变得越来越淡漠」。您赞成还是反对这种意见？

- 1 Agree
- 2 Disagree
- 3 Undecided/it depends
- 8 Other (Please specify: \_\_\_\_\_)
- 9 DK

**Q.17** Some people say that if we get outstanding political leaders, the best way to improve the country is for the people to leave everything to them, rather than for the people to discuss things among themselves. Do you agree with this, or disagree?  
有这样的意见：「如果出现优秀的政治家，为使国家兴旺，与其国民之间相互争论，还不如将国家的命运交给他们好」。对这种意见，您是赞成呢？还是反对呢？

- 1 Agree
- 2 Disagree
- 3 Undecided/it depends
- 8 Other (Please specify: \_\_\_\_\_)
- 9 DK

**Q.18** Some people say that no matter how mechanized and how advanced information technology the world gets, nothing can reduce the richness of human feelings or one's humanity. Do you agree with this opinion or disagree?  
有这样的意见：「不管机械化或信息化程度有多高，人们内心的丰富程度（人情味）也不会减少」。您怎样看这种意见？

- 1 Agree (reduce)
- 2 Disagree (not reduce)
- 3 Cannot say one way or another
- 8 Other (Please specify: \_\_\_\_\_)
- 9 DK

**Q.19** Do you agree with the following statement? "Home is the only place where I can relax and feel good."  
有这样的看法：「家庭是唯一舒适而轻松的场所」。您也那么想吗？还是不那么想呢？

- 1 Yes, home is the only place where I can relax and feel good.
- 2 No
- 8 Other (Please specify: \_\_\_\_\_)
- 9 DK

**Q.20** [SHOW CARD 12] Which of the statements on this card comes closest to your own opinion about marriage? Just call off the letter, please. 关于离婚问题，在下面的3种意见中哪一种和您的想法最接近？

- 1 Marriage is permanent
- 2 Marriage may be broken only under serious circumstances
- 3 Marriage can be broken by simple agreement of the two partners
- 8 Other (Please specify: \_\_\_\_\_)
- 9 DK

Q.21 [SHOW CARD 13] Here are three opinions about man and nature on the card. Which one of these do you think is closest to the truth? 关于自然和人类的关系有以下几种意见。您认为哪一种看法更真实?

- 1 In order to be happy, we must follow nature
- 2 In order to be happy, we must make use of nature
- 3 In order to be happy, we must conquer nature
- 8 Other (Please specify: \_\_\_\_\_)
- 9 DK

Q.22 [SHOW CARD 14] Please choose from among the following statements the one with which you agree most. 在下面的意见当中您赞成哪一种?

- 1 If individuals are made happy, then and only then will the country as a whole improve.
- 2 If the country as a whole improves, then and only then can individuals be made happy.
- 3 Improving the country and making individuals happy are the same thing.
- 8 Other (Please specify: \_\_\_\_\_)
- 9 DK

Q.23 [SHOW CARD 15] If you were asked to choose the two most important items listed on the card, which two would you choose? (Select two) 如果让您在以下项目中列举最重要的两项, 您会选择哪两项呢?

	<u>Selected</u>
a. Love and respect for parents	1
b. Repaying people who have helped you in the past	1
c. Respect for the rights of the individual	1
d. Respect for the freedom of the individual	1
8 Other Please specify: _____	
9 DK	

Q.24 a. [SHOW CARD 16] Suppose that you are the president of a company. The company decides to employ one person, and then carries out an employment examination. The supervisor in charge reports to you saying, "Your relative who took the examination got the second highest grade. But I believe that either your relative or the candidate who got the highest grade would be satisfactory. What shall we do?" In such a case, which person would you employ?

假如您是某公司的总裁。该公司为录取一名新职员而举行了考试。负责这次招聘考试的长官对身为总裁的您做了如下的结果汇报:「总裁, 您亲戚考了第 2 名, 但是我认为无论录取第 1 名, 还是录取您的亲戚都可以。不知您看怎么办好?」。您将告诉长官录用(录取)哪一位呢?

- 1 One with the highest grade
- 2 Your relative
- 8 Other (Please specify: \_\_\_\_\_)
- 9 DK

b. [SHOW CARD 17] In the last question, we supposed that the one getting the second highest grade was your relative. Suppose that the one who got the second highest grade was the daughter or son of parents to whom you felt indebted. Which person would you employ?

那么, 在这里如果获第 2 名的不是您的亲戚, 而是曾经对您有恩的人的孩子, 您将怎样回答?

- 1 One with the highest grade
- 2 Daughter or son of your benefactor
- 8 Other (Please specify: \_\_\_\_\_)
- 9 DK

Q.25 [SHOW CARD 18] Suppose you are working in a firm. Which of the following department chiefs would you prefer to work under?

某公司有下述两位长官。如果要是您做为他的部下，您认为做哪一位的部下更好？

- 1 A department chief who always sticks to the work rules and never demands any unreasonable work, but who, on the other hand, never does anything for you personally in matters not connected with work.
- 2 A department chief who sometimes demands extra work in spite of rules against it, but who, on the other hand, looks after you personally in matters not connected with work.
- 8 Other (Please specify: \_\_\_\_\_)
- 9 DK

Q.26 Would you say that most of the time, people try to be helpful, or that they are mostly just looking out for themselves? 您认为大部分人是愿意帮助别人？还是只考虑自己？

- 1 Try to be helpful
- 2 Look out for themselves
- 8 Other (Please specify: \_\_\_\_\_)
- 9 DK

Q.27 Do you think that most people would try to take advantage of you if they got the chance, or would they try to be fair? 您是否认为别人一有机会总想利用您，还是认为根本没有那样的事？

- 1 Take advantage
- 2 Try to be fair
- 8 Other (Please specify: \_\_\_\_\_)
- 9 DK

Q.28 Generally speaking, would you say that most people can be trusted or that you can't be too careful in dealing with people? 您认为大部分人可以信赖吗？还是认为经常有防备之心为好？

- 1 Can be trusted
- 2 Can't be too careful
- 8 Other (Please specify: \_\_\_\_\_)
- 9 DK

Q.29 [SHOW CARD 19] Using the answers on this card, would you tell me how much you agree or disagree with each one of the following statements? (Read each in turn)

对于下面列举出的事物您是怎样看的？请分别在其中做出选择。

a. There are some illnesses that are better treated by methods that modern medicine does not recognize. 对于有些病，用与现代医学不同的治疗方法去医治会更好。

- 1 Strongly agree
- 2 Agree to some extent
- 3 Disagree to some extent
- 4 Strongly disagree
- 8 Other (Please specify: \_\_\_\_\_)
- 9 DK

b. **Some day science will permit the complete understanding of the functioning of the human mind.**  
随着科学技术的发展，有一天我们可以知道人们的心里想的是什么。

- 1 Strongly agree
- 2 Agree to some extent
- 3 Disagree to some extent
- 4 Strongly disagree
- 8 Other (Please specify: \_\_\_\_\_)
- 9 DK

c. **Most of the social and economic problems we face today will be resolved by the advancement of science and technology.**  
我们今天所面临的几乎所有的经济问题及社会问题都会随着科学技术的进步而得到解决。

- 1 Strongly agree
- 2 Agree to some extent
- 3 Disagree to some extent
- 4 Strongly disagree
- 8 Other (Please specify: \_\_\_\_\_)
- 9 DK

d. **At some point in the future, we can live on Mars as we live on the earth today.**  
随着科学技术的发展，将来人们可以象生活在地球上一样，生活在火星上。

- 1 Strongly agree
- 2 Agree to some extent
- 3 Disagree to some extent
- 4 Strongly disagree
- 8 Other (Please specify: \_\_\_\_\_)
- 9 DK

Q.30 **What first comes to your mind when you think of Singaporean culture?**  
如果问起您新加坡文化，最初浮现在您脑海的是什么？

---

9 DK

Q.31a **Now I would like to ask you a few questions about religion. Do you have any personal religious faith?**  
接下来想问一下有关宗教的问题。您有什么信仰吗？

- 1 Yes → Q.31b
- 2 No → Q.32

Q31b (Religion, only the respondents who choose "1" in Q31a) 您所信仰的宗教是以下哪一种？

- 1 Buddhism
- 2 Taoism
- 3 Christianity
- 4 Islamism
- 5 Hinduism
- 8 Other (Please specify: \_\_\_\_\_)
- 9 DK



Q.32 Without reference to any of the established religions, do you think a religious mind is important, or not important? 那么, 无论您有无宗教信仰, 您认为「宗教心」非常重要吗? 还是认为不重要呢?

- 1 Important
- 2 Not important
- 8 Other (Please specify: \_\_\_\_\_)
- 9 DK

Q.33 Some people say that although there are many different religions in the world, each with their own beliefs, their teachings really all amount to the same thing. Would you agree with this or disagree? 关于宗教有这样的意见:「尽管有各种各样的宗教, 各自都有独自の教义, 但是教义的根本都是相同的。」那么, 您赞成还是反对这种意见?

- 1 Agree
- 2 Disagree
- 8 Other (Please specify: \_\_\_\_\_)
- 9 DK

Q.34 Here are two statements which people sometimes make when discussing law. Which of them comes closer to your opinion? “We should always obey the law,” or “It should be excusable to break a law when we have the confidence that what we are doing is right.” 有这样的意见:「无论在什么情况下, 都应该维护法律」, 同时也有这样的意见:「确信有正当理由时, 破坏了法律也是不得已的」。哪一种意见与您的想法更接近?

- 1 We should always obey the law
- 2. It should be excusable to break a law when we have the confidence that what we are doing is right
- 8 Other (Please specify: \_\_\_\_\_)
- 9 DK

Q.35 [SHOW CARD 20] Here are two statements about a contract. Which of them comes closer to your own opinion? 关于合同书到底是什么, 在 A 和 B 的意见中, 您与谁的看法更接近?

A “To have a contract constitutes evidence that there is no trust between two parties. There is no need to have a contract if the parties trust each other”

B “No matter how much two parties trust each other, it is better to have a contract”

A 签定合同书是相互没有信任的证据。如果双方相互信任, 就没有必要签定合同书

B 无论双方怎样相互信任, 作为合同书都应该以正式的书面形式签订

- 1 Closer to A’s opinion.
- 2 Closer to B’s opinion.
- 8 Other (Please specify: \_\_\_\_\_)
- 9 DK

Q.36 [SHOW CARD 21] Which of the following comes closer to your opinion? 以下 A 和 B 的意见之中, 您与哪一位的意见更接近?

A “If you were to have a contract, it is better to keep the contract simple allowing for its flexibility because it is a mere formality”

B “Contracts should be written clearly in detail to avoid the possibility of conflicting interpretations”

A 因为合同是形式上的东西, 即使双方签订合同, 其表述应尽可能做到灵活通融

B 为避免日后围绕合同解释等问题引起的争执, 合同书的表述应尽量做到具体、明确

- 1 Closer to A's opinion.
- 2 Closer to B's opinion.
- 8 Other (Please specify: \_\_\_\_\_)
- 9 DK

Q.37 [SHOW CARD 22] Here are two statements people sometimes make when discussing the environment and economic growth. Which of them comes closer to your own point of view?

关于环境保护与经济增长经常有以下两种意见，哪一种意见与您的看法更接近？

- 1 Protecting the environment should be given priority, even if it causes slower economic growth
- 2 Economic growth should be the top priority, even if the environment suffers to some extent
- 8 Other (Please specify: \_\_\_\_\_)
- 9 DK

Q.38 What is the single most important thing in life for you? (Write down all answers if the respondent gives more than one.) 对您来说，最宝贵的东西是什么？

\_\_\_\_\_ 9 DK

Q.39 a) What occupation do you respect most? (Write down all answers if the respondent gives more than one.) 请说出您最尊敬的职业是什么？

\_\_\_\_\_

b) What is the occupation you yourself would like to have? (Write down all the answers if the respondent gives more than one.) 您本身实际上最想从事的职业是什么呢？

Q.40 [SHOW CARD 23] Imagine the following situation: You are seriously ill, requiring special surgery. If you can find a good surgeon, the rate of success can be as high as 90 percent. Your surgery may fail unless you can find a competent surgeon, because it involves difficult procedures. A close friend of yours for many years introduces a surgeon by the name of B to you, saying "he is trustworthy." Would you ask Dr. B to perform the surgery on you?

先请您想像以下的场面。您患了重病需要进行一个高难度手术。听说如果由医道高名的医生主刀手术的话，手术成功率在百分之九〇以上；反之，由于是一例疑难手术，如果由医道不高的医生主刀可能会失败。正在此时，您的老朋友 A 向您介绍说 B 是一位可以信赖的医生。您会决定将您的手术委托给医生 B 来做吗？

- 1 Yes, I would ask him because of my close friend's recommendation
- 2 I would look into Dr. B's past records in detail before making up my mind
- 8 Other (Please specify: \_\_\_\_\_)
- 9 DK

Q.41 [SHOW CARD 24] How much confidence do you have in them? Are you very confident, somewhat confident, not confident or not confident at all?

您对以下列举的组织或者制度或者事情具有怎样的信赖程度？请用「非常信赖」「稍微信赖」「不信赖」「完全不信赖」其中的一个进行回答。

	Very Confident	Somewhat Confident	Not Confident	Not Confident At All	DK
a. Religious organization	1	2	3	4	9
b. The law and the legal system	1	2	3	4	9
c. The press and the television	1	2	3	4	9
d. The police	1	2	3	4	9
e. National government bureaucracy	1	2	3	4	9
f. National Assembly (Diet or Parliament)	1	2	3	4	9
g. NPO • NGO (Non Profit and Non Governmental Organization)	1	2	3	4	9
h. Social welfare facilities	1	2	3	4	9
i. The United Nations	1	2	3	4	9
j. Science and technology	1	2	3	4	9

Q.42a. Looking back to the past, if you could have been born again, would you rather have been a boy or a girl?  
回顾自己走过的人生，假如再一次重新开始人生的话，您认为作为男的出生好，还是作为女的出生好呢？

- 1 Wish to have been born a boy
- 2 Wish to have been a girl
- 8 Other (Please specify: \_\_\_\_\_)
- 9 DK

Q.42b. Now, looking ahead into the future and could be born again, would you like to be a boy or a girl?  
那么，当您考虑到今后的社会·世间发展的时候，假如有再一次转生的机会的话，您是希望作为男的还是作为女的出生呢？

- 1 Boy
- 2 Girl
- 8 Other (Please specify: \_\_\_\_\_)
- 9 DK

Q.43 [SHOW CARD 25] If you could be born again, which of the following Asian countries would you like to be born in, with the exception of Singapore? (CODE ONE ANSWER ONLY)  
假如人能转世的话，在新加坡以外的亚洲国家（地区）中，您愿意出生在以下的哪个国家（地区）？

- 1 China (Mainland)
- 2 Japan
- 3 South Korea
- 4 Taiwan
- 5 Hong Kong
- 6 India
- 7 Philippines
- 8 Other (Please specify: \_\_\_\_\_)
- 9 DK

Q.44 [SHOW CARD 26] Which one of the following countries or regions would you like to see develop friendliest relationship for our own national interest? (CODE ONE ANSWER ONLY)  
为了我国的利益，在以下列举的国家（地区）当中，您认为最应该促进与哪个国家（地区）的友好往来？

- 1 USA
- 2 EU (European Union)
- 3 China
- 4 Japan
- 5 South Korea

- 6 An Asian country other than China, Japan and South Korea
- 8 Other (Please specify: \_\_\_\_\_)
- 9 DK

Q.45 [SHOW CARD 27] Whom would you go to for advice when you have worries about your personal problems and important matters?

在遇到烦恼之事或者面临重要的决策时，您想首先去找谁相商呢？或想找谁相商呢？请从以下列举的当中选择 1 项。

- 1 Father
- 2 Mother
- 3 Brothers and sisters
- 4 Other family member and relative
- 5 School teacher
- 6 Friends
- 7 Other (Please specify: \_\_\_\_\_)
- 8 I don't have anyone with whom I can confide
- 9 I don't have any problems

Q.46 [SHOW CARD 28] In general, how important is "face keeping" in our society today?

在当今的新加坡社会中，您认为讲究彼此的「面子」很重要吗？

- 1 Very important
- 2 Relatively important
- 3 Relatively unimportant
- 4 Not important at all
- 8 Other (Please specify: \_\_\_\_\_)
- 9 DK

Q.47 [SHOW CARD 29] Whether or not you have a child, what do you think is the main purpose of bringing up children? 无论您现在有无孩子，您认为养育子女的主要目的是什么？

- 1 For propagating offspring
- 2 For fulfilling social responsibility
- 3 For improving my own life
- 4 For having children to help me in my old age
- 8 Other (Please specify: \_\_\_\_\_)
- 9 DK

Q.48 [SHOW CARD 30] Do you think that children should help their parents when the parents get old or they should take care of themselves?

您认为父母年迈后是应由其子女照料，还是父母应该自己照料自己？请问您更赞成以下的哪一种意见？

- 1 Children should help their old parents
- 2 Parents should take care of themselves
- 8 Other (Please specify: \_\_\_\_\_)
- 9 DK

Q.49 a. [SHOW CARD 31] Imagine the following situation. Your parents died when you were young and your neighbor Mr. Chen brought you up. Because of Mr. Chen's help, you graduated from a college and live comfortably today. Now, you hear that Mr. Chen is suffering from a terminal illness. According to his doctor, he has only 3 months to live, although he does not know about it. You also learned that Mr. Chen might live long enough if a special surgery is performed that would also eliminate his pain. However, it

will take all the assets (money) you have to save Mr. Chen's life. What will you do?

请您想像以下的场面：在您幼小的时候父母就相继去世了，邻居陈先生把你扶养成人。多亏有他的精心照顾，您顺利地完成了大学学业，现在过上了富足的生活。可是，恩人陈先生突然得重病卧床不起，正受着死神的折磨。虽然他本人不知道，但听医生说这样下去最多还能活 3 个月。但是，如果进行特别手术摘除疾患，还有恢复健康的可能性。然而，为了挽救既无亲属，又无经济能力的陈先生，必须用掉您的全部财产。此时您想怎么办呢？

- 1 I will use all assets (money) to save Mr. Chen's life through surgery.
- 2 I wouldn't help Mr. Chen's life by giving all assets (money) for the surgery.
- 8 Others (Please specify: \_\_\_\_\_)

b. [SHOW CARD 32] The last question dealt with a benefactor; what would you do if it was one of your parents who needs the surgery?

以上对恩人的场合进行了提问。假如患病的是您的生身父亲或生身母亲的话，您想怎么办呢？

- 1 I will use all assets (money) to save my parent's life through surgery.
- 2 I wouldn't help my parent's life by giving all assets (money) for the surgery.
- 8 Others (Please specify: \_\_\_\_\_)

Q.50 [SHOW CARD 33] How do you feel about each of the following traditional values?

对于以下列举出的传统价值观，您是怎样看待的？

	<u>Strongly</u> <u>Agree</u>	<u>Agree</u>	<u>Disagree</u>	<u>Strongly</u> <u>Disagree</u>	<u>Other</u>	<u>Don't</u> <u>know</u>
	1	2	3	4	8	9
a. We should respect ancestors.	1	2	3	4	8	9
b. The eldest son should look after his aging parents	1	2	3	4	8	9
c. A wife should follow her husband	1	2	3	4	8	9
d. Not to marry someone whom your parents object to	1	2	3	4	8	9
e. We should follow older people	1	2	3	4	8	9
f. We need a son to keep our family line going	1	2	3	4	8	9
g. Men should work outside and women should tend to housekeeping	1	2	3	4	8	9

Q.51 [SHOW CARD 34] There are many religions in the world, some of which are in conflict with one another. What do you think we should do? Which one of the following ideas comes closest to your thoughts? Please select only one answer.

现在世界上有许许多多的宗教，由于宗教之间的对立引起的争端也多有发生，您认为今后世界上的人们应该怎么办？以下列举的项目中哪一项与您的看法最接近？

- 1. Everyone should spread one's own religious belief
- 2. We should all try to make others understand our religious belief
- 3. We should all try to understand each other's religion
- 4. Regardless of understanding each other's religion, we should all respect each other's religious belief
- 8 Other (Please specify: \_\_\_\_\_)
- 9 DK

Q.52 [SHOW CARD 35] What qualifications should a good leader have in your workplace? Please choose the three most important qualifications among the following. (3 multi-answers)  
 在您的工作岗位上，您认为一位好领导应该具备什么品质？请在下列各项中选出您认为最重要的3项来。（限选3项）

- 1 Technical competence
- 2 Fair in treating followers
- 3 Being liked and respected by followers
- 4 Serious attitudes toward work
- 5 Good human relations and have a wide acquaintance
- 6 Sincere in attitudes toward co-workers
- 7 Being quick in decision and determined
- 8 Good judgment
- 9 Ability to bring great benefit to followers
- 10 Seniority
- 11 Come from good family background

Q.53 [SHOW CARD 36] As a result of advanced medical science and technology, we are able to transplant organs such as heart and liver from people who die in a car accident or illness to people who are suffering from serious illnesses. How do you feel about this type of medical treatment now available? Which one of the following opinions comes closer to yours?

作为现代医学的先进治疗手段之一，可以将因交通事故以及重病而死亡的人的心脏或肝脏等移植给忍受严重疾患的病人。对于这样的治疗方法，下列的意见哪一个与您的想法更接近？

1. It's a good thing because it will help people who can recover from serious illness to recover normal life again
2. Even if it helps to save lives, it is not a good thing to extract an organ from dead people
8. Other (Please specify: \_\_\_\_\_)
9. DK

Q.54 [SHOW CARD 37] Please look carefully at the following list of voluntary organizations and activities and say... which, if any, do you belong to? (Code all 'yes' answers as 1, if not mentioned code as 2) (Multi Answers)

您现在都参加了什么组织？或属于那个俱乐部的会员吗？请您看一下这里的卡片，告诉我哪些是您所属的？(选择项数不限)

	<u>Belong</u>	<u>Not</u> <u>Mentioned</u>
1. Neighborhood organizations (Residents' Committee or RC)	1	2
2. Parents' alumni and teachers' associations	1	2
3. Women's club, seniors' club, young people's club (Non religious nature)	1	2
4. Civil Defence Volunteer Group, Voluntary neighbourhood watch group	1	2
5. Farmers' association, fishermen's association	1	2
6. Chamber of commerce and industry and other industrial association	1	2
7. Labour union (Trade union)	1	2
8. Club for sports, recreation, hobby or cultural activities	1	2
9. Regional association, class reunion association, alumni association	1	2
10. Religious organization	1	2
11. CASE (Consumers Association of Singapore)	1	2
12. Political group, election campaign organization	1	2
13. Environment protection group	1	2
14. Family Service Centres	1	2

15. Others (Please specify: \_\_\_\_\_)  
 16. None

Q.55 [SHOW CARD 38] Imagine the following situation. You are working in a firm. After discovering the wrongdoings of a coworker benefiting himself/herself by breaking the rules, you decide to report it to his/her superiors. Then, one day, an armed robber broke into the office and threatened you and others present with weapons. You, too, were exposed to the danger of losing your life. But thanks to the coworker whose wrongdoings you wanted to report, your life was saved. Would you still report the wrongdoings of the coworker to his/her superiors or not?

请您想像以下的场面：在您现在工作的公司里有一位同事用不正当的手段获取个人利益之事被您知道了。您正准备向上司报告此事。可是有一天，一名持刀歹徒闯入公司进行抢劫使您的生命受到威胁。正在此时，您的这位同事奋不顾身地救了您的生命，平息了事态。那么事后，关于这位同事的不正行为，您准备采取下列哪一种行动呢？

1. While I appreciate his/her help in saving me, I still have to report the wrongdoings to his/her superiors.
2. I thank him/her for saving my life and forget about his/her wrongdoings.
- 8 Other (Please specify: \_\_\_\_\_)
- 9 DK

### Demographics

We have now reached the last section of the survey. We would like to ask a bit about yourself.

F1 [Gender] (*DO NOT ASK THIS QUESTION. JUDGE FROM NAME AND APPEARANCE*)

【性别】

- 1 Male
- 2 Female

F2 [Age] How old are you?

【年龄】您今年多大年龄？

--	--

- |            |            |             |
|------------|------------|-------------|
| 1 20~24yrs | 5 40~44yrs | 9 60~64yrs  |
| 2 25~29yrs | 6 45~49yrs | 10 65~69yrs |
| 3 30~34yrs | 7 50~54yrs | 99 Others   |
| 4 35~39yrs | 8 55~59yrs |             |

F3a [Ethnic Group] What is your ethnic group? 【种族】您的种族是什么？

- 1 Chinese
- 2 Malay
- 3 Indian
- 4 Others (Please specify: \_\_\_\_\_)

b [Main Language] What is your main language? 【母语】您使用最多的语言是什么？

- 1 Mandarin
- 2 Malay
- 3 Tamil
- 4 English
- 5 Others (Please specify: \_\_\_\_\_)

F4 **【Education】 [SHOW CARD 39]** What is the last school from which you graduated?

(If you dropped out or still in the school, please consider yourself graduated)

**【学历】** 您最终毕业的学校属于下列哪一类（退学以及正在就读的可看成毕业）？

- 1 No formal education
- 2 Primary Education
- 3 Secondary Education
- 4 "O" Level
- 5 Post Secondary (ITE)
- 6 Pre U / JC / "A" Level
- 7 Polytechnic / Diploma
- 8 University / Postgraduate
- 9 NA/DK

F5 **【Occupation】** What is your work? \_\_\_\_\_ <Write down job title>

**【职业】** 您的职业是什么？

- 1 Top Management (CEO, GM, Director, VP etc)
- 2 Middle Management (Department Manager, Head)
- 3 Executive
- 4 Professional (Doctor, Lawyer, Engineer etc)
- 5 Clerical (Clerk, Admin Asst., Secretary etc)
- 6 Blue-Collar (Construction, Technician, Driver etc)
- 7 Freelancer (Tutor, Designer, Artist etc)
- 8 Self-employed
- 9 Student
- 10 Homemaker/Housewife
- 11 Retiree
- 12 Unemployed
- 13 Serving NS
- 14 NA/DK

F6 **【Family income】 [SHOW CARD 40]**

This is the very last question. Would it be possible for you to tell me to which one of the following groups your **family** belongs in terms of the monthly income before taxes?

**【家庭收入】** 您的去年每个月的收入有多少？请您告诉我包括奖金在内扣税前的总收入。

- 1 S\$2,000 or below
- 2 Between S\$2,001 and S\$3,000
- 3 Between S\$3,001 and S\$5,000
- 4 Between S\$5,001 and S\$7,000
- 5 Between S\$7,001 and S\$9,000
- 6 Between S\$9,001 and S\$10,000
- 7 More than S\$10,000
- 8 DK

Thank you very much for your time.

谢谢您的参与。



**[CARD 1] Q.4**

---

---

a. Headaches/migraines/(head felt heavy)

头痛·偏头痛·头重

b. Backaches (stiff back)

背部疼痛（肩膀酸疼或腰疼等）

c. Nervousness

焦躁

d. Depression (feeling down)

忧郁状态（郁闷，心理忧闷）

e. Insomnia (sleeplessness)

失眠症（睡不好）

**[CARD 2] Q.5**

---

---

1      **Very satisfied**  
非常满意

2      **Fairly Satisfied**  
满意

3      **Fairly dissatisfied**  
不太满意

4      **Very dissatisfied**  
非常不满意

**[CARD 3] Q.6**

---

- 1 Upper class  
上
- 2 Upper middle class  
中上
- 3 Middle class  
中
- 4 Lower middle class  
中下
- 5 Lower class  
下

**[CARD 4] Q.7**

---

- 1 More money  
增加收入
- 2 More free time  
增加余暇(自由时间)

[CARD 5] Q.9

---

- 1 A good income so that you do not have any worries about money  
不用为钱发愁的好薪水
  
- 2 A safe job with no risk of closing down or unemployment  
没有破产和失业危机的工作
  
- 3 Working with people you like  
能与合得来的人一起工作
  
- 4 Doing an important job which gives you a feeling of accomplishment  
感到有成就感的工作

[CARD 6] Q.10

---

- a. Serious illness  
重病
  
- b. Car accident  
车祸
  
- c. War  
战争

1	2	3	4
<u>Very much</u>	<u>Some what</u>	<u>Slightly</u>	<u>Not at all</u>
非常	相当	一些	不会

## [CARD 7] Q.11

- a. Buddha, God, or gods 神或者佛  
 b. Life after death 死后的世界  
 c. A soul or a spirit 灵魂(魂)  
 d. A devil or a demon 恶魔  
 e. Hell 地狱  
 f. Heaven or paradise 天国或者极乐世界  
 g. A sin and a judgment/divine punishment  
 宗教上的罪及罚

1	2	3
<u>Exists</u>	<u>May exist</u>	<u>Does not exist</u>
存在	可能存在	不存在

## [CARD 8] Q.12

- a. Your immediate family members such as spouse and children, if you have any  
 您的直系亲属, 如配偶和子女  
 b. Career and job 事业和工作  
 c. Free time and relaxation 自由时间和休闲  
 d. Friends and people you know 友人、熟人  
 e. Parents, brothers, sisters, and other relatives 父母、兄弟姐妹、亲戚  
 f. Religion 宗教  
 g. Politics 政治

Not Important at all					Very Important		
1	2	3	4	5	6	7	
一点都不重要					非常重要		

**[CARD 9] Q.13**

---

---

- 1 **Completely satisfied**  
满意
- 2 **Somewhat satisfied**  
有些满意
- 3 **Neither satisfied nor dissatisfied (neutral)**  
中立
- 4 **Somewhat dissatisfied**  
有些不满意
- 5 **Completely dissatisfied**  
非常不满意

**[CARD 10] Q.14**

---

---

- 1 **Completely satisfied**  
满意
- 2 **Somewhat satisfied**  
有些满意
- 3 **Neither satisfied nor dissatisfied (neutral)**  
中立
- 4 **Somewhat dissatisfied**  
有些不满意
- 5 **Completely dissatisfied**  
非常不满意

**[CARD 11] Q.15**

---

- 1 Ability and effort  
个人的才能及努力
  
- 2 Luck and chance  
运气及机遇
  
- 3 Personal relationships through kindred,  
countrymen/countrywomen, and  
alumni/alumnae  
关系(血缘·同胞·校友)

**[CARD 12] Q.20**

---

- 1 Marriage is permanent  
婚姻是永久的
  
- 2 Marriage may be broken only under serious  
circumstances  
在问题非常严重的情况下也可以离婚
  
- 3 Marriage can be broken by simple agreement  
of the two partners  
只要两人同意, 随时都可以离婚

**[CARD 13] Q.21**

---

---

- 1 In order to be happy, we must follow nature  
人类为了获得幸福，必须顺从自然
  
- 2 In order to be happy, we must make use of nature  
人类为了获得幸福，必须利用自然
  
- 3 In order to be happy, we must conquer nature  
人类为了获得幸福，必须征服自然

**[CARD 14] Q.22**

---

---

- 1 If individuals are made happy, then and only then will the country as a whole improve.  
只有实现了个人幸福，整个国家才会富强.
  
- 2 If the country as a whole improves, then and only then can individuals be made happy.  
只有整个国家富强了，才会有个人幸福.
  
- 3 Improving the country and making individuals happy are the same thing.  
国家富强和个人幸福是同等重要的.

**[CARD 15] Q.23***(Select two)*

- a. Love and respect for parents  
孝敬·尊重父母爱父母
- b. Repaying people who have helped you in the past  
报答曾经帮助过自己的人
- c. Respect for the rights of the individual  
尊重个人的权利
- d. Respect for the freedom of the individual  
尊重个人的自由

**[CARD 16] Q.24a.**

Suppose that you are the president of a company. The company decides to employ one person, and then carries out an employment examination. The supervisor in charge reports to you saying, "Your relative who took the examination got the second highest grade. But I believe that either your relative or the candidate who got the highest grade would be satisfactory. What shall we do?". In such a case, which person would you employ?

假如您是某公司的总裁。该公司为录取一名新职员而举行了考试。负责这次招聘考试的长官对身为总裁的您做了如下的结果汇报：「总裁，您亲戚考了第2名，但是我认为无论录取第1名，还是录取您的亲戚都可以。不知您看怎么办好?」。您将告诉长官录用（录取）哪一位呢？

- 1 One with the highest grade  
录用成绩第1的人
- 2 Your relative  
录用亲戚



**[CARD 17] Q.24b.**

---

In the last question, we supposed that the one getting the second highest grade was your relative. Suppose that the one who got the second highest grade was the daughter or son of parents to whom you felt indebted. Which person would you employ?

那么，在这里如果获第 2 名的不是您的亲戚，而是曾经对您有恩的人的孩子，您将怎样回答？

- 1 **One with the highest grade**  
录用成绩第 1 的人
  
- 2 **Daughter or son of your benefactor**  
录用曾经对您有恩的人的孩子

**[CARD 18] Q.25**

---

- 1 **A department chief who always sticks to the work rules and never demands any unreasonable work, but who, on the other hand, never does anything for you personally in matters not connected with work.**

从不违反规则要求您做过分的工作，但除了工作之外对部下的困难从不关心。

- 2 **A department chief who sometimes demands extra work in spite of rules against it, but who, on the other hand, looks after you personally in matters not connected with work.**

有时违反规则要求您做过分的工作，但对部下工作以外的困难也非常关心帮助。

**[CARD 19] Q.29**

---

---

- 1 **Strongly agree**  
完全同意
  
- 2 **Agree to some extent**  
有些同意
  
- 3 **Disagree to some extent**  
有些不同意
  
- 4 **Strongly disagree**  
完全不同意

**[CARD 20] Q.35**

---

---

A “To have a contract constitutes evidence that there is no trust between two parties. There is no need to have a contract if the parties trust each other.”

“签定合同书是相互没有信任的证据。如果双方相信任，就没有必要签订合同书。”

B “No matter how much two parties trust each other, it is better to have a contract.”  
无论双方怎样相互信任，作为合同书都应该以正式的书面形式签订。

**[CARD 21] Q.36**

---

---

A “If you were to have a contract, it is better to keep the contract simple allowing for its flexibility because it is a mere formality.”  
因为合同是形式上的东西，即使双方签订合同，其表述应尽可能做到灵活通融

B “Contracts should be written clearly in detail to avoid the possibility of conflicting interpretations.”  
为避免日后围绕合同解释等问题引起的争执，合同书的表述应尽量做到具体、明确

**[CARD 22] Q.37**

---

---

1 Protecting the environment should be given priority, even if it causes slower economic growth.  
即使一定程度上会引起经济增长衰退，也应该最优先考虑环境保护。

2 Economic growth should be the top priority, even if the environment suffers to some extent.  
即使引起一定程度的环境质量恶化，也应该最优先保证经济增长。

**[CARD 23] Q.40**

You are seriously ill, requiring special surgery. If you can find a good surgeon, the rate of success can be as high as 90 percent. Your surgery may fail unless you can find a competent surgeon, because it involves difficult procedures. A close friend of yours for many years introduces a surgeon by the name of B to you, saying "he is trustworthy." Would you ask Dr. B to perform the surgery on you?

您患了重病需要进行一个高难度手术。听说如果由医道高名的医生主刀手术，手术成功率在百分之 90 以上；反之，由于是个疑难手术，如果由医道不高的医生主刀可能会失败。此时，您的老朋友 A 向您介绍 B 是一位可信赖的医生给您。您会决定将您的手术委托给医生 B 来做吗？

1 Yes, I would ask him because of my close friend's recommendation.

因为是老朋友 A 介绍的医生，所以就委托医生 B。

2 I would look into Dr. B's past records in detail before making up my mind.

自己先对医生 B 过去实行的手术情况进行详细调查，然后再做出判断。

**[CARD 24] Q.41**

- a. Religious organization 宗教团体
- b. The law and the legal system 法律及裁判制度
- c. The press and the television 报纸和电视
- d. The police 警察
- e. National government bureaucracy 国家行政
- f. National Assembly (Diet or Parliament) 国会
- g. NPO · NGO (Non Profit and Non Governmental Organization) 非盈利团体及非政府组织
- h. Social welfare facilities 社会福利设施
- i. The United Nations 联合国
- j. Science and technology 科学与科技

1	2	3	4
<u>Very</u>	<u>Somewhat</u>	<u>Not</u>	<u>Not</u>
<u>Confident</u>	<u>Confident</u>	<u>Confident</u>	<u>Confident</u>
非常信赖	稍微信赖	不信赖	<u>At All</u>
			完全不信赖

**[CARD 25] Q.43**

---

- 1 China (Mainland) 中国大陆
- 2 Japan 日本
- 3 South Korea 韩国
- 4 Taiwan 台湾
- 5 Hong Kong 香港
- 6 India 印度
- 7 Philippines 菲律宾

**[CARD 26] Q.44**

---

- 1 USA 美国
- 2 EU (European Union) 欧盟
- 3 China 中国
- 4 Japan 日本
- 5 South Korea 韩国
- 6 **An Asian country other than China, Japan and South Korea**  
中国, 日本及韩国以外的亚洲国家

**[CARD 27] Q.45**

---

- 1 Father 父亲
- 2 Mother 母亲
- 3 Brothers and sisters 兄弟姐妹
- 4 Other family member and relative  
其他家庭成员和亲戚
- 5 School teacher 学校老师
- 6 Friends 朋友

**[CARD 28] Q.46**

---

- 1 Very important 非常重要
- 2 Relatively important 比较重要
- 3 Relatively unimportant 不那么重要
- 4 Not important at all 一点也不重要

**[CARD 29] Q.47**

---

---

- 1 For propagating offspring  
传宗接代
- 2 For fulfilling social responsibility  
社会责任
- 3 For improving my own life  
改善家境
- 4 For having children to help me in my old age  
老后依靠

**[CARD 30] Q.48**

---

---

- 1 Children should help their old parents  
子女应该照料父母
- 2 Parents should take care of themselves  
父母应该自己照料自己

**[CARD 31] Q.49 a.**

Your parents died when you were young and your neighbor Mr. Chen brought you up. Because of Mr. Chen's help, you graduated from a college and live comfortably today. Now, you hear that Mr. Chen is suffering from a terminal illness. According to his doctor, he has only 3 months to live, although he does not know about it. You also learned that Mr. Chen might live long enough if a special surgery is performed that would also eliminate his pain. However, it will take all the assets (money) you have to save Mr. Chen's life. What will you do?

请您想像以下的场面：在您幼小的时候父母就相继去世了，邻居陈先生把你扶养成人。多亏有他的精心照顾，您顺利地完成了大学学业，现在过上了富足的生活。可是，恩人陈先生突然得重病卧床不起，正受着死神的折磨。虽然他本人不知道，但听医生说这样下去最多还能活3个月。但是，如果进行特别手术摘除疾患，还有恢复健康的可能性。然而，为了挽救既无亲属，又无经济能力的陈先生，必须用掉您的全部财产。此时您想怎么办呢？

- 1 I will use all assets (money) to save Mr. Chen's life through surgery. 豁出全部财产一定为他进行手术。
- 2 I wouldn't help Mr. Chen's life by giving all assets (money) for the surgery. 不过分蛮干，放弃手术的念头。

**[CARD 32] Q.49 b.**

The last question dealt with a benefactor; what would you do if it was one of your parents who needs the surgery?

以上对恩人的场合进行了提问。假如患病的是您的生身父亲或生身母亲的话，您想怎么办呢？

- 1 I will use all assets (money) to save my parent's life through surgery.  
豁出全部财产一定为我的父母亲进行手术。
- 2 I wouldn't help my parent's life by giving all assets (money) for the surgery.  
不会用全部的财产来为我父母亲进行拯救生命的手术。



[CARD 33] Q.50

---

---

- a. We should respect ancestors 应该尊敬祖先
- b. The eldest son should look after his aging parents 长子应该照顾父母
- c. A wife should follow her husband 妻子应该服从丈夫
- d. Not to marry someone whom your parents object to 婚姻大事应该由父母来决定
- e. We should follow older people 应该服从长辈的意见
- f. We need a son to keep our family line going 作为后继者需要有儿子
- g. Men should work outside and women should tend to housekeeping 男人应该外出劳动，女人应该专心家务

1	2	3	4
<u>Strongly</u>	<u>Agree</u>	<u>Disagree</u>	<u>Strongly</u>
<u>Agree</u>			<u>Disagree</u>
非常同意			非常不同意

[CARD 34] Q.51

---

---

- 1. Everyone should spread one's own religious belief 世界上的每个人都应该发展扩大自己的宗教
- 2. We should all try to make others understand our religious belief 世界上的每个人都应该为使自己的宗教被世界所理解而努力
- 3. We should all try to understand each other's religion 世界上的每个人都应该努力去理解其它各种宗教
- 4. Regardless of understanding each other's religion, we should all respect each other's religious belief 不管理解或不理解，世界上的每个人都应该相互尊重彼此的宗教

**[CARD 35] Q.52****(3 multi-answers) (限选 3 项)**

- 1 Technical competence 精通科技
- 2 Fair in treating followers 公平对待部下
- 3 Being liked and respected by followers  
受部下尊敬, 喜欢
- 4 Serious attitudes toward work  
工作态度严肃认真
- 5 Good human relations and have a wide  
acquaintance 人际关系广, 社会背景硬
- 6 Sincere in attitudes toward co-workers  
对待同事诚心诚意
- 7 Being quick in decision and determined  
有决断力
- 8 Good judgment 有出色的判断力
- 9 Ability to bring great benefit to followers  
能为职工带来实惠
- 10 Seniority 在职时间长
- 11 Come from good family background  
出身阶层好

**[CARD 36] Q.53**

1. It's a good thing because it will help people who can recover from serious illness to recover normal life again.  
因为能使重病患者恢复健康, 当然是好事.
2. Even if it helps to save lives, it is not a good thing to extract an organ from dead people.  
纵使说为了救别人的命, 取出死人身体的一部分总不是什么好事.

*(Multi Answers)* (选择项数不限)

1. Neighborhood organization (Residents' Committees or RC)  
邻里组织(居民委员会)
2. Parents' alumni and teachers' associations  
家长校友会及教师协会
3. Women's club, seniors' club, young people's club (non religious nature)  
妇女俱乐部,乐龄俱乐部,青年俱乐部(非宗教组织)
4. Civil Defence Volunteer Group, Voluntary neighbourhood watch group  
民防自愿组织,邻里自愿守望相助组织
5. Farmers' association, fishermen's association  
农民组织,渔业组织
6. Chamber of commerce and industry and other industrial association  
工商总会及工业组织
7. Labour union (Trade union)  
工会组织
8. Club for sports, recreation, hobby or cultural activities  
体育俱乐部,消闲,嗜好或文化活动
9. Regional association, class reunion association, alumni association  
区域组织,校友组织
10. Religious organizations  
宗教组织
11. CASE (Consumers Association of Singapore)  
新加坡消费人士协会
12. Political groups, election campaign organization  
政党,竞选组织
13. Environmental protection group  
环境保护组织
14. Family Service Centres  
家庭服务中心

**[CARD 38] Q.55**

You are working in a firm. After discovering the wrongdoings of a coworker benefiting himself/herself by breaking the rules, you decide to report it to his/her superiors. Then, one day, an armed robber broke into the office and threatened you and others present with weapons. You, too, were exposed to the danger of losing your life. But thanks to the coworker whose wrongdoings you wanted to report, your life was saved. Would you still report the wrongdoings of the coworker to his/her superiors or not?

在您现在工作的公司里有一位同事用不正当的手段获取个人利益之事被您知道了。您正准备向上司报告此事。可是有一天，一名持刀歹徒闯入公司进行抢劫使您的生命受到威胁。正在此时，您的这位同事奋不顾身地救了您的生命，平息了事态。那么事后，关于这位同事的不正行为，您准备采取下列哪一种行动呢？

1. While I appreciate his/her help in saving me, I still have to report the wrongdoings to his/her superiors.  
虽然感谢他的救命之恩，但还是向上司报告他的不正为。
2. I thank him/her for saving my life and forget about his/her wrongdoings.  
为感谢他的救命之恩而不向上司报告他的不正行为。

**[CARD 39] F4 [Education] [学历]**

- 1 No formal education 没受过正式的教育
- 2 Primary Education 小学教育
- 3 Secondary Education 中学教育
- 4 "O" Level "O" 水准
- 5 Post Secondary (ITE) 工艺教育学院
- 6 Pre U / JC / "A" Level 高中/初院/ "A" 水准
- 7 Polytechnic / Diploma 理工学院文凭
- 8 University / Postgraduate 大学/研究生

**[CARD 40] F6 [Family income] 【家庭收入】**

---

---

- 1 S\$2,000 or below  
\$2,000 元或以下
- 2 Between S\$2,001 and S\$3,000  
\$2,001 至\$3,000 元
- 3 Between S\$3,001 and S\$5,000  
\$3,001 至\$5,000 元
- 4 Between S\$5,001 and S\$7,000  
\$5,001 至\$7,000 元
- 5 Between S\$7,001 and S\$9,000  
\$7,001 至\$9,000 元
- 6 Between S\$9,001 and S\$10,000  
\$9,001 至\$10,000 元
- 7 More than S\$10,000  
超过\$10000 元



**MEDIA RESEARCH CONSULTANTS PTE. LTD.**  
Caldecott Broadcast Centre  
Andrew Road  
Singapore 299939  
Tel.: (65) 6255 7484 Fax: (65) 6255 6268

Serial Number:  
(Official use only)

Please tick (☑) where applicable:  
 Checked       Coded  
 Validated       Data entered

**PLEASE FILL IN THE FOLLOWING INFORMATION:**

Name of Interviewer: \_\_\_\_\_

Name of Respondent: \_\_\_\_\_

Respondent's Contact Numbers: \_\_\_\_\_ (H) \_\_\_\_\_ (O) \_\_\_\_\_ (HP / PGR)

Respondent's Address: \_\_\_\_\_

Date of Survey:     /     / 2004     Time Started: \_\_\_\_\_ Time Ended: \_\_\_\_\_



MEDIA RESEARCH CONSULTANTS PTE. LTD.  
Caldecott Broadcast Centre  
Andrew Road  
Singapore 299939  
Tel.: (65) 6255 7484 Fax: (65) 6255 6268.

Serial Number:   
(Official use only)

Please tick (☑) where applicable:  
 Checked  Coded  
 Validated  Data entered

Main Language of Interviewer: 1 Mandarin 2 Malay 3 Tamil 4 English 5 Other (specify: \_\_\_\_\_)

**INTRODUCTION**

Good morning/afternoon/evening. I am << read out interviewer name >> from Media Research Consultants Pte. Ltd.

Selamat pagi/petang/malam. Saya \_\_\_\_\_ dari Media Research Consultant Pte. Ltd.

We are doing a survey on East Asian Values in Singapore. We'd like to speak to the person in your household aged 20 years and above who has most recently celebrated his/her birthday. All the information and views you provide will be kept strictly confidential.

Kami sedang membuat satu tinjauan ke atas nilai nilai Asian Timur di Singapura. Kami ingin menemuramah dengan orang di dalam rumah ini yang berumur 20 tahun ke atas dan baru sahaja menyambut hari lahirnya. Segala maklumat dan pandangan yang anda berikan akan di rahsiakan.

Before we start the interview, could I please find out whether you or anyone in the household works in any of these industries:  
Sebelum saya mulakan temuramah ini, boleh saya tahu, samada anda atau sesiapa di dalam rumah ini yang bekerja di industri berikut:

Market research.....**[TERMINATE INTERVIEW]**

Q.1 Would you say you are, on the whole, more inclined than the average Singaporean to respect your ancestors or less?

Adakah anda kata, anda secara keseluruhannya, lebih condong menghormati nenek moyang atau kurang jika dibandingkan dengan purata warga Singapura biasa?

- 1 More than the average Singaporean  
Lebih daripada purata warga Singapura biasa
- 2 Less than the average Singaporean  
Kurang daripada purata warga Singapura biasa
- 3 Average  
Sederhana
- 8 Other (Please specify: \_\_\_\_\_)  
Lain lain (Sila nyatakan \_\_\_\_\_)
- 9 DK - Don't Know  
TT - Tidak Tahu

Q.2 If you had no children, would you think it desirable to adopt a child in order to continue the family line, even if there is no blood relationship? Or do you not think this is important?

Jika anda tiada keturunan, adakah anda rasa perlu untuk mengambil anak angkat untuk meneruskan warisan keluarga walaupun tiada pertalian darah? Ataupun anda rasa tidak perlu?

- 1 Would adopt  
Akan mengambil anak angkat
- 2 Would not adopt  
Tidak akan mengambil anak angkat
- 3 Depend  
Lihat pada keadaan
- 8 Other (Please specify: \_\_\_\_\_)  
Lain lain: (Sila jelaskan: \_\_\_\_\_)
- 9 DK - Don't Know  
TT - Tidak tahu

Q.3 In general, what would you think is the ideal number of children in a family?  
Secara amnya, , berapa ramaikah anak yang paling sesuai dalam sesebuah keluarga?

9 DK

Q.4 [SHOW CARD 1] During the last four weeks, have you suffered from any of the following in the past month?  
(Read each in turn) - Semasa 4 minggu yang lalu, pernahkah anda menderita dari beberapa penyakit berikut?  
(Baca setiap satu)

	Yes	No
a. Headaches/migraines/(head felt heavy)	1	2
b. Backaches (stiff back)	1	2
c. Nervousness	1	2
d. Depression (feeling down)	1	2
e. Insomnia (sleeplessness)	1	2
8 Other (Please specify: _____)		
9 DK		

Q.5 [SHOW CARD 2] For your age, how satisfied are you with your health? Would you say...(Read) - Bagi usia anda, berapa puaskah hati anda dengan kesihatan anda? Adakah anda kata,...Baca)

- 1 Very satisfied
- 2 Fairly Satisfied
- 3 Fairly dissatisfied, or
- 4 Very dissatisfied
- 8 Other (Please specify: \_\_\_\_\_)
- 9 DK (DO NOT READ)

Q.6 [SHOW CARD 3] Using the classifications on this card, how would you classify your current standard of living? Mengikut susunan pada kad ini, bagaimanakah anda mengkelaskan taraf kehidupan anda sekarang?

- 1 Upper class
- 2 Upper middle class
- 3 Middle class
- 4 Lower middle class
- 5 Lower class
- 8 Other (Please specify: \_\_\_\_\_)
- 9 DK

Q.7 [SHOW CARD 4] If you had to choose one, which would you prefer, more money or more free time?  
Sekiranya anda perlu memilih satu, yang mana satu anda pilih, lebih wang atau lebih masa lapang?

- 1 More money
- 2 More free time
- 8 Other (Please specify: \_\_\_\_\_)
- 9 DK

Q.8 If you were to get enough money to live as comfortably as you would like for the rest of your life, would you continue to work or would you stop working?  
Sekiranya anda mendapat cukup wang untuk hidup seselesa mungkin, sehingga akhir hayat, adakah anda akan terus bekerja atau berhenti bekerja?

- 1 Continue working - sambung kerja
- 2 Stop working - berhenti kerja
- 8 Other (Please specify: Lain lain ( \_\_\_\_\_ ))
- 9 DK - Tidak Tahu



Q.9 [SHOW CARD 5] Here are some of the things people usually take into account in relation to their work. Which one would you personally place first?  
 Di sini ada beberapa perkara, berkaitan dengan kerja di mana orang ramai selalu mengambil kira. Yang mana satu yang anda sendiri akan letak di tempat yang pertama?

- 1 A good income so that you do not have any worries about money
- 2 A safe job with no risk of closing down or unemployment
- 3 Working with people you like
- 4 Doing an important job which gives you a feeling of accomplishment
- 8 Other (Please specify: \_\_\_\_\_)
- 9 DK

Q.10 [SHOW CARD 6] To what extent do you worry, either for yourself or for your family, about each of the following? Would you say very much, somewhat, slightly, or not at all?

(CIRCLE ONE OF THE NUMBERS IN THE COLUMN)

Sejauh manakah anda bimbang, samada untuk diri sendiri atau keluarga, tentang setiap satu daripada berikut? Adakah anda rasa sangat bimbang, bimbang, sedikit bimbang atau tidak bimbang langsung?

	<u>Very much</u>	<u>Somewhat</u>	<u>Slightly</u>	<u>Not at all</u>	<u>Other</u>	<u>DK</u>
a. Serious illness	1	2	3	4	8	9
b. Car accident	1	2	3	4	8	9
c. War	1	2	3	4	8	9

Q.11 Which, if any, of the following do you believe in? [SHOW CARD 7]  
 Yang mana satu, jika ada, dibawah ini yang anda percaya?

	<u>Exists</u>	<u>May exist</u>	<u>Does not exist</u>	<u>DK</u>
a. Buddha, God, or gods	1	2	3	9
b. life after death	1	2	3	9
c. a soul or a spirit	1	2	3	9
d. a devil or a demon	1	2	3	9
e. hell	1	2	3	9
f. heaven or paradise	1	2	3	9
g. a sin and a judgment/divine punishment	1	2	3	9

Q.12 [SHOW CARD 8] By using the scale of 1 to 7, where '7' is "very important," and '1' is "not important at all," can you tell me how important each of the following is to you?

Menggunakan skala 1-7, dimana '7' adalah "sangat mustahak" dan '1' adalah "tidak mustahak langsung", sila beritahu saya berapa mustahakkah setiap satu perkara berikut pada anda?

	<u>Not Important at all</u>		<u>Very Important</u>					<u>Other</u>	<u>DK/NA</u>
	1	2	3	4	5	6	7	8	9
a. Your immediate family members such as spouse and children, if you have any	1	2	3	4	5	6	7	8	9
b. Career and job	1	2	3	4	5	6	7	8	9
c. Free time and relaxation	1	2	3	4	5	6	7	8	9
d. Friends and people you know	1	2	3	4	5	6	7	8	9
e. Parents, brothers, sisters, and other relatives	1	2	3	4	5	6	7	8	9
f. Religion	1	2	3	4	5	6	7	8	9
g. Politics	1	2	3	4	5	6	7	8	9

Q.13 [SHOW CARD 9] All things considered, how satisfied are you with your family life—the time you spend and the things you do with members of your family? Just call off the number which comes closest to your feelings. Dalam segala hal, berapa puas hatikah anda dengan kehidupan keluarga anda? :- masa yang anda habiskan dan perkara perkara yang anda lakukan bersama sama keluarga anda? Sila pilih angka yang terdekat dengan perasaan anda?

- 1 Completely satisfied
- 2 Somewhat satisfied
- 3 Neither satisfied nor dissatisfied (neutral)
- 4 Somewhat dissatisfied
- 5 Completely dissatisfied
- 8 Other (Please specify: \_\_\_\_\_)
- 9 DK

Q.14 [SHOW CARD 10] Now I want to ask about your life as a whole. How satisfied are you with your life as a whole these days? Which letter on this card comes closest to your feelings? Sekarang, saya ingin bertanya tentang diri anda secara keseluruhan. Berapa puas hatikah anda dengan kehidupan anda secara keseluruhannya pada masa kini? Angka mana yang terdekat dengan perasaan anda?

- 1 Completely satisfied
- 2 Somewhat satisfied
- 3 Neither satisfied nor dissatisfied (neutral)
- 4 Somewhat dissatisfied
- 5 Completely dissatisfied
- 8 Other (Please specify: \_\_\_\_\_)
- 9 DK

Q.15 [SHOW CARD 11] If you look at successful people in society today, which do you think has played the largest part in their success, their ability and effort, luck and chance, or personal relationships through kindred, countrymen/countrywomen, and alumni/alumnae?

Jika anda melihat orang yang berjaya di dalam masyarakat hari ini, apakah anda rasa yang telah memainkan peranan yang paling besar dalam kejayaan mereka, kebolehan dan usaha mereka, untung nasib, dan peluang atau, perhubungan peribadi melalui kaum keluarga, warganegara dan alumnus?

- 1 Ability and effort
- 2 Luck and chance
- 3 Personal relationships through kindred, countrymen/countrywomen, and alumni/alumnae
- 8 Other (Please specify: \_\_\_\_\_)
- 9 DK

Q.16 Some people say that with the development of science and technology, life becomes more convenient, but at the same time a lot of human feeling is lost. Do you agree with this opinion, or do you disagree?

Sesetengah orang berkata, dengan perkembangannya sains dan teknologi, kehidupan menjadi bertambah senang, tetapi pada masa yang sama, banyak perasaan manusia yang hilang. Adakah anda setuju atau tidak dengan pendapat ini?

- 1 Agree - Setuju
- 2 Disagree - Tidak setuju
- 3 Undecided/it depends - Ragu-ragu atau lihat pada keadaan
- 8 Other, please specify. - Lain lain, sila jelaskan: \_\_\_\_\_)
- 9 DK - Tidak Tahu

Q.17 Some people say that if we get outstanding political leaders, the best way to improve the country is for the people to leave everything to them, rather than for the people to discuss things among themselves. Do you agree with this, or disagree?

Sesetengah orang berkata, sekiranya kita dapat pemimpin politik yang cemerlang, cara yang terbaik untuk memperbaiki negara ialah dengan membiarkan mereka mengendalikan segalanya, galanya daripada orang ramai berbincang sesama mereka. Adakah anda setuju dengan kenyataan ini atau tidak?

- 1 Agree - Setuju
- 2 Disagree - Tidak setuju
- 3 Undecided/it depends - Ragu ragu atau lihat pada keadaan
- 8 Other - Lain lain (Please specify - Sila nyatakan \_\_\_\_\_)
- 9 DK - Tidak Tahu

Q.18 Some people say that no matter how mechanized and how advanced information technology the world gets, nothing can reduce the richness of human feelings or one's humanity. Do you agree with this opinion or disagree?

Sesetengah orang berkata, macamana hebatnya ilmu dan bagaimana majunya teknologi maklumat yang dunia kuasai, tiada yang boleh mengurangkan kekayaan perasaan manusia atau peri-kemanusiaan. Anda setuju dengan pendapat ini atau tidak?

- 1 Agree (reduce) – Setuju (kurang)
- 2 Disagree (not reduce) - Tidak setuju (tidak kurang)
- 3 Cannot say one way or another - Tiada jawapan
- 8 Other - Lain lain (Please specify - Sila nyatakan \_\_\_\_\_)
- 9 DK - Tidak Tahu

Q.19 Do you agree with the following statement? "Home is the only place where I can relax and feel good." Adakah anda setuju dengan kenyataan berikut? "Rumah adalah satu satunya tempat di mana saya boleh berehat dan merasa selesa."

- 1 Yes, home is the only place where I can relax and feel good.  
Ya, rumah adalah satu satunya tempat dimana saya boleh berehat dan merasa selesa.
- 2 No  
Tidak
- 3 Other - Lain-lain (Please please specify:-Sila nyatakan \_\_\_\_\_)  
Lain lain, (sila jelaskan: \_\_\_\_\_)
- 9 DK- Tidak Tahu

Q.20 [SHOW CARD 12] Which of the statements on this card comes closest to your own opinion about marriage? Just call off the letter, please. Yang mana satukah antara kenyataan kenyataan di dalam kad ini, yang paling dekat dengan pandangan anda tentang perkahwinan? Sila nyatakan angka pilihan anda.

- 1 Marriage is permanent
- 2 Marriage may be broken only under serious circumstances
- 3 Marriage can be broken by simple agreement of the two partners
- 8 Other (Please specify: \_\_\_\_\_)
- 9 DK

Q.21 [SHOW CARD 13] Here are three opinions about man and nature on the card. Which one of these do you think is closest to the truth?

Di sini ada tiga pandangan tentang manusia dan alam semulajadi. Yang mana satu anda rasa paling dekat dengan kebenaran?

- 1 In order to be happy, we must follow nature
- 2 In order to be happy, we must make use of nature
- 3 In order to be happy, we must conquer nature
- 8 Other (Please specify: \_\_\_\_\_)
- 9 DK

Q.22 [SHOW CARD 14] Please choose from among the following statements the one with which you agree most. Sila pilih satu di antara kenyataan di bawah yang paling anda setuju.

- 1 If individuals are made happy, then and only then will the country as a whole improve.
- 2 If the country as a whole improves, then and only then can individuals be made happy.
- 3 Improving the country and making individuals happy are the same thing.
- 8 Other (Please specify: \_\_\_\_\_)
- 9 DK

Q.23 [SHOW CARD 15] If you were asked to choose the two most important items listed on the card, which two would you choose? (Select two) Jika anda diminta memilih dua perkara yang paling mustahak didalam senarai dikad ini, yang mana-anda akan pilih?

	<u>Selected</u>
a. Love and respect for parents	1
b. Repaying people who have helped you in the past	1
c. Respect for the rights of the individual	1
d. Respect for the freedom of the individual	1
8 Other Please specify: _____	
9 DK	

Q.24

a. [SHOW CARD 16] Suppose that you are the president of a company. The company decides to employ one person, and then carries out an employment examination. The supervisor in charge reports to you saying, "Your relative who took the examination got the second highest grade. But I believe that either your relative or the candidate who got the highest grade would be satisfactory. What shall we do?" In such a case, which person would you employ?

Sekiranya anda Presiden sebuah syarikat Syarikat berkenaan bercadang untuk menggaji seorang pekerja dan kemudiannya melakukan ujian pekerjaan..Penyelia yang bertugas melaporkan pada anda dan berkata, "Saudara mara anda yang mengambil ujian itu mendapat markah kedua tertinggi,Tetapi saya percaya saudara mara anda atau calon yang mendapat markah tertinggi adalah memadai.. Apa yang harus kita lakukan?" Dalam hal ini yang mana satukah akan anda ambil bekerja.

- 1 One with the highest grade
- 2 Your relative
- 8 Other (Please specify: \_\_\_\_\_)
- 9 DK

b. [SHOW CARD 17] In the last question, we supposed that the one getting the second highest grade was your relative. Suppose that the one who got the second highest grade was the daughter or son of parents to whom you felt indebted. Which person would you employ?

Dalam soalan yang akhir, kita andaikan orang yang mendapat kedua markah tertinggi ialah saudara mara anda. Seandainya orang yang mendapat markah kedua tertinggi adalah anak kepada ibubapa yang pernah anda terhutang budi, siapa yang akan anda ambil sebagai pekerja?

- 1 One with the highest grade
- 2 Daughter or son of your benefactor
- 8 Other (Please specify: \_\_\_\_\_)
- 9 DK

Q.25 [SHOW CARD 18] Suppose you are working in a firm. Which of the following department chiefs would you prefer to work under?

Andainya anda bekerja di sebuah firma. Dengan ketua jabatan yang manakah anda lebih suka bekerja?

- 1 A department chief who always sticks to the work rules and never demands any unreasonable work, but who, on the other hand, never does anything for you personally in matters not connected with work.
- 2 A department chief who sometimes demands extra work in spite of rules against it, but who, on the other hand, looks after you personally in matters not connected with work.
- 8 Other (Please specify: \_\_\_\_\_)
- 9 DK

Q26: Would you say that most of the time, people try to be helpful, or that they are mostly just looking out for themselves?

Adakah anda akan katakan bahawa setiap masa orang biasanya akan cuba membantu atau mereka hanya menjaga diri mereka sendiri?

- 1 Try to be helpful - Cuba membantu
- 2 Look out for themselves - Menjaga kepentingan diri mereka
- 8 Other; (Please specify- Lain-lain, Sila jelaskan: \_\_\_\_\_)
- 9 DK - Tidak Tahu

Q27: Do you think that most people would try to take advantage of you if they got the chance, or would they try to be fair? Adakah anda merasa kebanyakan orang akan cuba mengambil kesempatan ke atas diri anda sekiranya mereka berpeluang, atau adakah mereka cuba berlaku adil?

- 1 Take advantage - Ambil kesempatan
- 2 Try to be fair - Cuba berlaku adil
- 8 Other (Please specify - Lain-lain Sila jelaskan \_\_\_\_\_)
- 9 DK - Tidak Tahu

Q.28: Generally speaking, would you say that most people can be trusted or that you can't be too careful in dealing with people?

Secara amnya, adakah anda akan berkata bahawa kebanyakan orang boleh dipercayai, atau anda tidak seharusnya terlalu berhati-hati terhadap mereka?

- 1 Can be trusted - Boleh dipercayai
- 2 Can't be too careful - Tidak terlalu berhati-hati
- 8 Other (Please specify - Lain-lain Sila jelaskan \_\_\_\_\_)
- 9 DK - Tidak Tahu

Q.29 [SHOW CARD 19] Using the answers on this card, would you tell me how much you agree or disagree with each one of the following statements? (Read each in turn)

Menggunakan jawapan di atas kad ini, bolehkah anda beritahu saya, betapa anda setuju atau tidak, dengan setiap kenyataan di bawah ini? (Baca setiap satu mengikut giliran)

a. There are some illnesses that are better treated by methods that modern medicine does not recognize. Ada beberapa penyakit yang lebih baik dirawat dengan cara yang tidak diiktiraf oleh perubatan moden.

- 1 Strongly agree
- 2 Agree to some extent
- 3 Disagree to some extent
- 4 Strongly disagree
- 8 Other (Please specify: \_\_\_\_\_)
- 9 DK

b. Some day science will permit the complete understanding of the functioning of the human mind. Ada tiba masanya di mana ilmu sains dapat memberi kefahaman sepenuhnya, mengenai fungsi minda manusia.

- 1 Strongly agree
- 2 Agree to some extent
- 3 Disagree to some extent
- 4 Strongly disagree
- 8 Other (Please specify: \_\_\_\_\_)
- 9 DK

c. Most of the social and economic problems we face today will be resolved by the advancement of science Technology.

Kebanyakan masalah social dan ekonomi yang kita hadapi masakini akan dapat diselesaikan dengan kemajuan sains dan teknologi.

- 1 Strongly agree
- 2 Agree to some extent
- 3 Disagree to some extent
- 4 Strongly disagree
- 8 Other (Please specify: \_\_\_\_\_)
- 9 DK

d. At some point in the future, we can live on Mars as we live on the earth today.

Ada satu ketika di masa hadapan, di mana kita boleh tinggal di bintang Marikh sepertimana kita tinggal di bumi pada masa ini.

- 1 Strongly agree
- 2 Agree to some extent
- 3 Disagree to some extent
- 4 Strongly disagree
- 8 Other (Please specify: \_\_\_\_\_)
- 9 DK

Q.30 What first comes to your mind when you think of Singaporean culture?  
Apa yang anda fikirkan dahulu apabila anda memikirkan tentang budaya Singapura?

---

9 DK - Tidak Tahu

Q.31a Now I would like to ask you a few questions about religion. Do you have any personal religious faith?  
Sekarang, saya ingin bertanya beberapa soalan tentang agama. Adakah anda mempunyai pegangan agama secara peribadi?

- 1 Yes - Ya → Q.31b
- 2 No - Tidak → Q.32

Q31b (Religion, only the respondents who choose "1" in Q31a)  
(Agama, hanya kepada responden yang memilih "1" dalam S31a)

1. Buddhism - Buddhisme
2. Taoism - Taoisme
3. Christianity - Kristianiti
4. Islamism - Islam
5. Hinduism - Hinduisme
8. Other (Please specify: Lain, sila jelaskan \_\_\_\_\_)
9. DK - Tidak Tahu

Q.32 Without reference to any of the established religions, do you think a religious mind is important, or not important?  
Tanpa merujuk kepada mana mana agama rasmi, adakah anda rasa bahawa minda salih itu penting atau tidak?

- 1 Important - Penting
- 2 Not important - Tidak penting
- 8 Other (Please specify: Lain-lain, Sila jelaskan \_\_\_\_\_)
- 9 DK - Tidak Tahu

Q.33 Some people say that although there are many different religions in the world, each with its own beliefs, their teachings really all amount to the same thing. Would you agree with this or disagree?  
Sesetengah orang berkata, bahawa walaupun ada berbagai agama di dunia, setiap satu dengan kepercayaannya, pengajaran agama-agama berkenaan adalah sama sahaja. Adakah anda bersetuju atau tidak?

- 1 Agree - Setuju
- 2 Disagree - Tidak setuju
- 8 Other (Please specify: Lain-lain, sila jelaskan \_\_\_\_\_)
- 9 DK - Tidak Tahu

Q.34 Here are two statements which people sometimes make when discussing law. Which of them comes closer to your opinion? "We should always obey the law," or "It should be excusable to break a law when we have the confidence that what we are doing is right."  
Disini ada dua kenyataan anggapan orang ramai apabila berbincang tentang undang undang. Yang mana satu yang paling dekat dengan pandangan anda? "Kita mesti selalu patuh pada undang undang" atau "Alasan boleh dibuat untuk tidak mematuhi undang undang selagi kita punya keyakinan bahawa apa yang kita buat adalah betul."

- 1 We should always obey the law - kita harus sentiasa patuh kepada undang undang
- 2 It should be excusable to break a law when we have the confidence that what we are doing is right  
Kita sewajarnya harus membelakangi undang undang, sekiranya kita yakin bahawa kita berada di pihak yang benar.

- 8 Other (Please specify: Lain-lain, sila jelaskan \_\_\_\_\_) ..  
9 DK - Tidak Tahu

Q.35 [SHOW CARD 20] Here are two statements about a contract. Which of them comes closer to your own opinion? Di sini ada dua kenyataan tentang perjanjian. Yang mana satu yang terdekat dengan pandangan anda?

- A "To have a contract constitutes evidence that there is no trust between two parties. There is no need to have a contract if the parties trust each other."  
B "No matter how much two parties trust each other, it is better to have a contract."  
A Perjanjian menunjukkan bukti tiadanya sikap saling mempercayai di antara dua pihak. Tidak perlu ada perjanjian sekiranya kedua belah pihak saling mempercayai  
B Setinggi mana sekalipun kedua belah pihak saling mempercayai, namun lebih baik diadakan perjanjian.

- 1 Closer to A's opinion - Dekat dengan pandangan A  
2 Closer to B's opinion - Dekat dengan pandangan B.  
8 Other (Please specify: Lain, sila jelaskan \_\_\_\_\_)  
9 DK - Tidak Tahu

Q.36 [SHOW CARD 21] Which of the following comes closer to your opinion? Yang mana satu di antara yang berikut yang paling dekat dengan pandangan anda?

- A "If you were to have a contract, it is better to keep the contract simple allowing for its flexibility because it is a mere formality."  
B "Contracts should be written clearly in detail to avoid the possibility of conflicting interpretations."  
A "Sekiranya anda ada perjanjian, lebih baik ia dibuat semudah mungkin untuk membolehkan perubahan kerana ia hanyalah satu adat sahaja."  
B "Perjanjian harus ditulis secara terperinci untuk mengelakan kemungkinan adanya perselisihan Faham".

- 1 Closer to A's opinion - Dekat dengan pandangan A  
2 Closer to B's opinion - Dekat dengan pandangan B  
8 Other (Please specify: Lain lain, sila jelaskan:- \_\_\_\_\_)  
9 DK - Tidak Tahu

Q.37 [SHOW CARD 22] Here are two statements people sometimes make when discussing the environment and economic growth. Which of them comes closer to your own point of view? Di sini ada dua kenyataan yang orang ramai kadangkala buat apabila berbincang tentang persekitaran dan pertumbuhan ekonomi. Yang mana satu paling dekat dengan pandangan anda?

- 1 Protecting the environment should be given priority, even if it causes slower economic growth  
2 Economic growth should be the top priority, even if the environment suffers to some extent  
8 Other (Please specify: \_\_\_\_\_)  
9 DK

Q.38 What is the single most important thing in life for you? (Write down all answers if the respondent gives more than one.) Apakah satu satunya perkara yang paling mustahak dalam kehidupan anda? (Tulis semua jawapan jika yang diberi adalah lebih dari satu)

9 DK

Q.39 a) What occupation do you respect most? (Write down all answers if the respondent gives more than one.) Pekerjaan apa yang paling anda hormati? (Tulis semua jawapan yang diberi, sekiranya lebih dari satu)

b) What is the occupation you yourself would like to have? (Write down all the answers if the respondent gives more than one.) Pekerjaan apa yang anda sendiri inginkan? (Tulis semua jawapan sekiranya lebih dari satu)

Q.40 [SHOW CARD 23] Imagine the following situation: You are seriously ill, requiring special surgery. If you can find a good surgeon, the rate of success can be as high as 90 percent. Your surgery may fail unless you can find a competent surgeon, because it involves difficult procedures. A close friend of yours for many years introduces a surgeon by the name of B to you, saying "he is trustworthy." Would you ask Dr. B to perform the surgery on you?

Cuba bayangkan situasi berikut. Anda sedang sakit tenat, memerlukan pembedahan khusus. Sekiranya anda boleh dapatkan doktor bedah yang baik, kadar kejayaan boleh mencapai 90 peratus. Pembedahan anda boleh gagal, kecuali anda boleh dapatkan doktor bedah yang cekap – kerana ia melibatkan prosedur yang sulit. Teman rapat anda memperkenalkan anda kepada doktor bedah yang bernama B, dengan mengatakan "dia boleh dipercayai". Adakah anda akan meminta Dr. B melakukan pembedahan ke atas anda?

- 1 Yes, I would ask him because of my close friend's recommendation
- 2 I would look into Dr. B's past records in detail before making up my mind
- 8 Other (Please specify: \_\_\_\_\_)
- 9 DK

Q.41 [SHOW CARD 24] How much confidence do you have in them? Are you very confident, somewhat confidence, not confident or not confident at all?

Berapakah tahap keyakinan anda pada mereka; adakah terlalu yakin, hampir terlalu yakin, tidak yakin atau langsung tidak yakin?

	Very Confident	Somewhat Confident	Not Confident	Not Confident At All	DK
a. Religious organization	1	2	3	4	9
b. The law and the legal system	1	2	3	4	9
c. The press and the television	1	2	3	4	9
d. The police	1	2	3	4	9
e. National government bureaucracy	1	2	3	4	9
f. National Assembly (Diet or Parliament)	1	2	3	4	9
g. NPO · NGO (Non Profit and Non Governmental Organization)	1	2	3	4	9
h. Social welfare facilities	1	2	3	4	9
i. The United Nations	1	2	3	4	9
j. Science and technology	1	2	3	4	9

Q.42a. Looking back the past, if you could have been born again, would you rather have been a boy or a girl?  
Menoleh ke belakang, sekiranya anda boleh dilahirkan semula, adakah anda ingin menjadi lelaki atau perempuan?

- 1 Wish to have been born a boy - Ingin dilahirkan sebagai lelaki
- 2 Wish to have been a girl - Ingin dilahirkan sebagai perempuan
- 8 Other (Please specify - Lain Sila jelaskan \_\_\_\_\_)
- 9 DK - Tidak Tahu

Q.42b. Now, looking ahead into the future and could be born again, would you like to be a boy or a girl?  
Sekarang, pandang ke depan dan jika boleh dilahirkan semula, anda ingin menjadi lelaki atau perempuan?

- 1 Boy - lelaki
- 2 Girl - perempuan
- 8 Other (Please specify - Lain Sila jelaskan \_\_\_\_\_)
- 9 DK - Tidak Tahu

Q.43 [SHOW CARD 25] If you could be born again, which of the following Asian countries would you like be born in, with the exception of Singapore? (CODE ONE ANSWER ONLY)

Sekiranya anda boleh dilahirkan semula, satu daripada negara Asia manakah di bawah ini yang anda ingin dilahirkan kecuali Singapura? (KOD SATU JAWAPAN SAHAJA)



- |   |                  |   |                               |
|---|------------------|---|-------------------------------|
| 1 | China (Mainland) | 6 | India                         |
| 2 | Japan            | 7 | Philippines                   |
| 3 | South Korea      | 8 | Other (Please specify: _____) |
| 4 | Taiwan           | 9 | DK                            |
| 5 | Hong Kong        |   |                               |

Q.44 [SHOW CARD 26] Which one of the following countries or regions would you like to see develop the friendliest relationship for our own national interest with? (CODE ONE ANSWER ONLY)

Yang mana satukah diantara beberapa negara berikut yang anda ingin lihat menjalinkan perhubungan yang paling mesra untuk kepentingan negara kita? (KOD SATU JAWAPAN SAHAJA)

- 1 USA
- 2 EU (European Union)
- 3 China
- 4 Japan
- 5 South Korea
- 6 An Asian country other than China, Japan and South Korea
- 8 Other (Please specify: \_\_\_\_\_)
- 9 DK

Q.45 [SHOW CARD 27] Whom would you go to for advise when you have worries on your personal problems and important matters?

Kepada siapa anda akan pergi untuk mendapatkan nasihat, apabila anda ada kebimbangan tentang masalah peribadi dan hal hal mustahak?

- 1 Father
- 2 Mother
- 3 Brothers and sisters
- 4 Other family member and relative
- 5 School teacher
- 6 Friends
- 7 Other (Please specify: \_\_\_\_\_)
- 8 I don't have anyone with whom I can confide
- 9 I don't have any problems

Q.46 [SHOW CARD 28] In general, how important is "face keeping" in our society today?

Secara amnya berapa mustahakkah menjaga "air muka" dalam i masyarakat kita hari ini?

- 1 Very important
- 2 Relatively important
- 3 Relatively not important
- 4 Not important at all
- 8 Other (Please specify: \_\_\_\_\_)
- 9 DK

Q.47 [SHOW CARD 29] Whether or not you have a child, what do you think is the main purpose of bringing up children?

Samada anda ada anak-atau tidak, apakah pendapat anda tentang sebab utama membesarkan anak anak?

- 1 For propagating offspring
- 2 For fulfilling social responsibility
- 3 For improving my own life
- 4 For having children to help me in my old age
- 8 Other (Please specify: \_\_\_\_\_)
- 9 DK

Q.48 [SHOW CARD 30] Do you think that children should help the parents when the parents get old or they should take care of themselves?

Adakah anda rasa anak anak harus menjaga ibu bapa mereka apabila mereka tua, atau mereka harus menjaga diri mereka sendiri?

- 1 Children should help their old parents
- 2 Parents should take care of themselves
- 8 Other (Please specify: \_\_\_\_\_)
- 9 DK.

Q49a. [SHOW CARD 31] Imagine the following situation. Your parents died when you were young and your neighbor Mr. Chen brought you up. Because of Mr. Chen's help, you graduated from a college and live comfortably today. Now, you hear that Mr. Chen is suffering from a terminal illness. According to his doctor, he has only 3 months to live, although he does not know about it. You also learned that Mr. Chen might live long enough if a special surgery is performed that would also eliminate his pain. However, it will take all the assets (money) you have to save Mr. Chen's life. What will you do?

Bayangkan situasi berikut. Ibu bapa anda meninggal semasa anda kecil dan jiran anda Mr.Chen yang menjaga anda. Oleh kerana pertolongan Mr.Chen, anda mendapat ijazah dari maktab dan hidup selesa hari ini. Sekarang anda dengar Mr.Chen menderita penyakit yang boleh membawa maut. Menurut doktor beliau, beliau hanya ada 3 bulan untuk hidup, walaupun beliau tidak tahu mengenainya. Anda juga dapat tahu yang Mr.Chen boleh hidup lebih lama sekiranya pembedahan khusus dilakukan ke atasnya, di mana ia juga boleh menghapuskan sakitnya. Walaubagaimana pun ia memerlukan segala harta (wang) yang anda ada untuk menyelamatkan nyawa Mr.Chen. Apakah akan anda lakukan?

- 1 I will use all assets (money) to save Mr. Chen's life through surgery.
- 2 I couldn't help but giving up the surgery.
- 8 Others (Please specify: \_\_\_\_\_)

b. [SHOW CARD 32] The last question dealt with a benefactor; what would you do if it was one of your parents who needs the surgery?

Soalan terakhir ini berkenaan orang yang berbudi, apakah yang akan anda lakukan jika salah seorang ibu bapa anda perlu menjalani pembedahan?

- 1 I will use all assets (money) to save my parent's life through surgery.
- 2 I couldn't help but giving up the surgery.
- 8 Others (Please specify: \_\_\_\_\_)

Q.50 [SHOW CARD 33] How do you feel about each of the following traditional values?  
Bagaimana anda rasa dengan setiap satu nilai tradisi berikut?

	<u>Strongly</u> <u>Agree</u>	<u>Agree</u>	<u>Disagree</u>	<u>Strongly</u> <u>Disagree</u>	<u>Other</u>	<u>Don't</u> <u>know</u>
a. We should respect ancestor.	1	2	3	4	8	9
b. The eldest son should look after his aging parents	1	2	3	4	8	9
c. Wife should follow her husband	1	2	3	4	8	9
d. Not to marry someone whom your parents object to	1	2	3	4	8	9
e. We should follow older people	1	2	3	4	8	9
f. We need a son to keep our family line going	1	2	3	4	8	9
g. Man should work outside and woman should tend to housekeeping	1	2	3	4	8	9

Q.51 [SHOW CARD 34] There are many religions in the world, some of which are in conflict with one another. What do you think we should do? Which one of the following ideas comes closest to your thoughts? Please select only one answer.

Ada banyak agama di dunia, di mana sesetengahnya bertentangan di antara satu dengan lain. Apa yang harus kita lakukan? Yang mana satu di antara ide-ide berikut yang paling dekat dengan fikiran anda? Sila pilih satu sahaja.

1. Everyone should spread one's own religious belief
2. We should all try to make others understand our religious belief
3. We should all try to understand each other's religion
4. Regardless of understanding each other's religion, we should all respect each other's religious belief
8. Other (Please specify: \_\_\_\_\_)
9. DK

Q.52 [SHOW CARD 35] What qualifications should a good leader have in your workplace? Please choose three most important qualifications among the following. (3 multi-answers)

Di tempat kerja anda kelayakan apa yang seharusnya ada pada seorang pemimpin yang baik? Sila pilih kelayakan yang paling mustahak di antara beberapa kelayakan berikut.

1. Technical competence
2. Fair in treating followers
3. Being liked and respected by followers
4. Serious attitudes toward work
5. Good human relations and have a wide acquaintance
6. Sincere in attitudes toward co-workers
7. Being quick in decision and determined
8. Good judgment
9. Ability to bring great benefit to followers
10. Seniority
11. Come from good family background

Q.53 [SHOW CARD 36] As a result of advanced medical science and technology, we are able to transplant organs such as heart and liver from people who die in car accident or illness to people who are suffering from serious illnesses. How do you feel about this type of medical treatment now available? Which one of the following opinions comes closer to yours?

Hasil daripada kemajuan sains dan teknologi sains kita boleh memindahkan organ seperti jantung dan hati daripada orang yang mati akibat kemalangan kereta atau penyakit kepada orang yang menderita penyakit tenat. Bagaimana anda rasa tentang rawatan perubatan sedemikian yang boleh didapati sekarang? Yang mana satu di antara pandangan berikut yang terdekat dengan anda.

1. It's a good thing because it will help people who can recover from serious illness to recover normal life again
2. Even if it helps to save lives, it is not a good thing to extract an organ from dead people
8. Other (Please specify: \_\_\_\_\_)
9. DK

Q.54 [SHOW CARD 37] Please look carefully at the following list of voluntary organizations and activities and say... which, if any, do you belong to? (Code all 'yes' answers as 1, if not mentioned code as 2) (Multi Answers) Sila lihat dengan teliti pada beberapa senarai organisasi dan aktiviti berikut dan nyatakan jika anda tergolong didalamnya? (Kod semua jawapan "ya" sebagai 1, jika tidak dinyatakan, kodkan sebagai 2) (Jawapan Pelbagai Pilihan)

	<u>Belong</u>	<u>Not Mentioned</u>
1. Neighborhood organizations (Residents' Committee or RC)	1	2
2. Parents' alumni and teachers' associations	1	2
3. Women's club, seniors' club, young people's club (Non religious nature)	1	2
4. Civil Defence Volunteer Group, Voluntary neighbourhood watch group	1	2
5. Farmers' association, fishermen's association	1	2
6. Chamber of commerce and industry and other industrial association	1	2
7. Labour union (Trade union)	1	2
8. Club for sports, recreation, hobby or cultural activities	1	2
9. Regional association, class reunion association, alumni association	1	2
10. Religious organization	1	2
11. CASE (Consumers Association of Singapore)	1	2
12. Political group, election campaign organization	1	2
13. Environment protection group	1	2
14. Family Service Centres	1	2
15. Others (Please specify: _____)	1	2
16. None	1	2

Q.55 [SHOW CARD 38] Imagine the following situation. You are working in a firm. After discovering the wrongdoings of a coworker benefiting himself/herself by breaking the rules, you decide to report it to his/her superiors. Then, one day, an armed robber broke into the office and threatened you and others present with weapons. You, too, were exposed to the danger of losing your life. But thanks to the coworker whose wrongdoings you wanted to report, your life was saved. Would you still report the wrongdoings of the coworker to his/her superiors or not?

Bayangkan situasi berikut. Anda bekerja di sebuah firma. Setelah mengetahui seorang pekerja anda membuat silap atas kepentingan dirinya sendiri dengan melanggar peraturan kerja, anda bercadang untuk melaporkan pada pihak atasannya. Kemudian satu hari seorang perompak yang bersenjata memecah masuk pejabat anda dan mengancam anda dan teman yang ada dengan senjatanya. Anda juga terdedah pada bahaya akan kehilangan nyawa. Tetapi terima kasih kepada pekerja yang anda ingin laporkan kerana kesalahannya, nyawa anda telah terselamat. Apakah anda akan tetap melaporkan kesalahannya kepada orang atasannya?

- 1. While I appreciate his/her help in saving me, I still have to report the wrongdoings to his/her superiors.
- 2. I thank him/her for saving my life and forget about his/her wrongdoings.
- 8 Other (Please specify: \_\_\_\_\_)
- 9 DK

**Demographics /Demografi**

We have now reached the last section of the survey. We would like to ask a bit about yourself. Kami sudah sampai ke penghujung tinjauan ini. Kami ingin bertanya sedikit tentang diri anda.

F1 [Gender] (DO NOT ASK THIS QUESTION. JUDGE FROM NAME AND APPEARANCE)  
[Jantina] ( JANGAN TANYA SOALAN INI. LIHAT PADA NAMA DAN PENAMPILAN)

- 1 Male
- 2 Female

F2 [Age] How old are you? Berapa umur anda?   Years/Tahun

- 1 20 ~ 24yrs/thn
- 2 25 ~ 29yrs/thn
- 3 30 ~ 34yrs/thn
- 4 35 ~ 39yrs/thn
- 5 40 ~ 44yrs/thn
- 6 45 ~ 49yrs/thn
- 7 50 ~ 54yrs/thn
- 8 55 ~ 59yrs/thn
- 9 60 ~ 64yrs/thn
- 10 65 ~ 69yrs/thn
- 99 Others/Lain

F3a [Ethnic Group] What is your ethnic group? [Kumpulan Etnik] Apakah bangsa anda?

- 1 Chinese/Cina
- 2 Malay/Melayu
- 3 Indian/India
- 4 Others (Please specify - Lain-lain Sila nyatakan \_\_\_\_\_)

b [Main Language] What is your main language? [Bahasa Utama] Apakah bahasa utama anda?

- 1 Mandarin/Mandarin
- 2 Malay/Melayu
- 3 Tamil/Tamil
- 4 English/Inggeris
- 5 Others (Please Specify - Lain-lain. Sila nyatakan \_\_\_\_\_)

F4 [Education] [SHOW CARD 39] What is the last school from which you graduated? (If you dropped out or still in the school, please consider yourself graduated)  
Kelas terakhir manakah yang anda mendapat kelulusan

- 1 No formal education
- 2 Primary Education
- 3 Secondary Education
- 4 "O" Level
- 5 Post Secondary (ITE)

- 6 Pre U / JC / "A" Level
- 7 Polytechnic / Diploma
- 8 University / Postgraduate
- 9 NA/DK

F5 [Occupation] What is your work? \_\_\_\_\_ <Write down job title>  
Tuliskan gelaran kerja Apakah pekerjaan anda? <Tuliskan gelaran kerja>

- 1 Top Management (CEO, GM, Director, VP etc)
- 2 Middle Management (Department Manager, Head)
- 3 Executive
- 4 Professional (Doctor, Lawyer, Engineer etc)
- 5 Clerical (Clerk, Admin Asst., Secretary etc)
- 6 Blue-Collar (Construction, Technician, Driver etc)
- 7 Freelancer (Tutor, Designer, Artist etc)
- 8 Self-employed
- 9 Student
- 10 Homemaker/Housewife
- 11 Retiree
- 12 Unemployed
- 13 Serving NS
- 14 NA/DK

F6 [(Household income)] [SHOW CARD 40]

This is the very last question. Would it be possible for you to tell me to which one of the following groups your family belongs in terms of the monthly income before taxes?

Ini soalan terakhir. Bolehkah anda beritahu saya, dalam kumpulan manakah jatuhnya pendapatan bulanan keluarga anda - iaitu sebelum di cukai.

- 1 S\$2,000 or below
- 2 Between S\$2,001 and S\$3,000
- 3 Between S\$3,001 and S\$5,000
- 4 Between S\$5,001 and S\$7,000
- 5 Between S\$7,001 and S\$9,000
- 6 Between S\$9,001 and S\$10,000
- 7 More than S\$10,000
- 8 DK

Thank you very much for your time.  
Ribuan terima kasih kerana masa anda.

**[CARD 1] Q.4**

---

---

- a. Headaches/migraines/(head felt heavy)  
Sakit kepala/migrain ( kepala terasa berat)
- b. Backaches (stiff back)  
Sakit tulang belakang
- c. Nervousness  
Kegelisahan
- d. Depression (feeling down)  
Kemurungan
- e. Insomnia (sleeplessness)  
Keadaan tidak boleh tidur

**[CARD 2] Q.5**

---

---

- 1 Very satisfied  
Sangat puas hati
- 2 Fairly Satisfied  
Sedikit puas hati
- 3 Fairly dissatisfied  
Sedikit tidak puas hati
- 4 Very dissatisfied  
Sangat tidak puas hati



## [CARD 5] Q.9

- 
- 
- 1 A good income so that you do not have any worries about money  
Pendapatan yang baik supaya anda tidak bimbang tentang kewangan
- 2 A safe job with no risk of closing down or unemployment  
Pekerjaan yang kukuh dengan tiada bahaya akan penutupan atau pengangguran
- 3 Working with people you like  
Bekerja dengan orang yang anda suka
- 4 Doing an important job which gives you a feeling of accomplishment  
Membuat kerja yang mustahak dimana ianya memberi anda rasa berjaya

## [CARD 6] Q.10

- 
- 
- a. Serious illness  
Penyakit tenat
- b. Car accident  
Kemalangan kereta
- c. War  
Peperangan

1	2	3	4
<u>Very</u> <u>much</u>	<u>Some</u> <u>what</u>	<u>Slightly</u>	<u>Not</u> <u>at all</u>
Sangat sangat bimbang	agak bimbang	sedikit bimbang	tidak bimbang langsung



[CARD 7] Q.11

- a. Buddha, God, or gods - Tuhan atau tuhan tuhan
- b. Life after death - kehidupan sesudah mati
- c. a soul or a spirit - roh
- d. a devil or a demon - syaitan
- e. hell - neraka
- f. heaven or paradise - syurga
- g. a sin and a judgment/divine punishment dosa dan pengadilan/ hukuman tuhan

1	2	3
<u>Exists</u>	<u>May exist</u>	<u>Does not exist</u>
wujud	Mungkin wujud	tidak wujud

[CARD 8] Q.12

- a. Your immediate family members such as spouse and children, if you have any - Keluarga terdekat anda seperti pasangan atau anak anak jika ada
- b. Career and job - Kerjaya dan pekerjaan
- c. Free time and relaxation Masa senggang dan rehat
- d. Friends and people you know - Teman teman dan orang orang yang anda kenal
- e. Parents, brothers, sisters, and other relatives Ibubapa, abang, kakak, adik, adik dan saudara mara
- f. Religion - Ugama
- g. Politics - Politik

Not Important <u>at all</u>				Very Important <u>Very Important</u>		
1	2	3	4	5	6	7
Tidak mustahak langsung				Sangat mustahak		

**[CARD 9] Q.13**

---

---

- 1 Completely satisfied  
Terlalu puashati
- 2 Somewhat satisfied  
Agak puashati
- 3 Neither satisfied nor dissatisfied (neutral)  
Tidak puashati atau tidak tidak  
puashati - berkecuali
- 4 Somewhat dissatisfied  
agak tidak puashati
- 5 Completely dissatisfied  
terlalu tidak puashati

**[CARD 10] Q.14**

---

---

- 1 Completely satisfied  
Terlalu puashati
- 2 Somewhat satisfied  
Agak puashati
- 3 Neither satisfied nor dissatisfied (neutral)  
Tidak puashati atau tidak tidak puashati  
(berkecuali)
- 4 Somewhat dissatisfied  
Agak tidak puashati
- 5 Completely dissatisfied  
Terlalu tidak puashati

[CARD 11] Q.15

---

- 1 Ability and effort  
Kebolehan dan usaha
  
- 2 Luck and chance  
Untung nasib dan peluang
  
- 3 Personal relationships through kindred,  
countrymen/countrywomen, and  
alumni/alumnae  
Perhubungan peribadi melalui kawan kawan,  
keluarga, orang orang dalam negeri dan  
kumpulan perseorangan

[CARD 12] Q.20

---

- 1 Marriage is permanent  
Perkahwinan itu berkekalan
  
- 2 Marriage may be broken only under serious  
circumstances  
Perkahwinan mungkin boleh runtuh hanya  
pada keadaan yang teruk
  
- 3 Marriage can be broken by simple  
agreement of the two partners  
Perkahwinan boleh runtuh melalui  
persetujuan dua belah pihak

**[CARD 13] Q.21**

- 
- 1 In order to be happy, we must follow nature  
Untuk merasa bahagia, kita harus memahami alam semula jadi
  
  - 2 In order to be happy, we must make use of nature  
Untuk merasa bahagia, kita harus menggunakan alam semula jadi
  
  - 3 In order to be happy, we must conquer nature  
Untuk merasa bahagia kita mesti menakluki alam semula jadi

**[CARD 14] Q.22**

- 
- 1 If individuals are made happy, then and only then will the country as a whole improve.  
Jika seseorang diberi kebahagiaan, maka itulah negara akan bertambah maju secara keseluruhannya.
  
  - 2 If the country as a whole improves, then and only then can individuals be made happy.  
Jika negara secara keseluruhannya Bertambah maju, maka itulah orang perseorangan akan mendapat kebahagiaan.
  
  - 3 Improving the country and making individuals happy are the same thing.  
Memperbaiki negara dan membuat orang perseorangan bahagia adalah perkara yang sama.

[CARD 15] Q.23

---

---

(Select two)

- a. Love and respect for parents  
Kasih sayang dan hormat pada ibubapa
  
- b. Repaying people who have helped you in the past  
Membalas budi orang yang telah menolong anda
  
- c. Respect for the rights of the individual  
Menghormati hak hak orang perseorangan
  
- d. Respect for the freedom of the individual.  
Menghormati kebebasan orang perseorangan

[CARD 16] Q.24a.

---

---

- 1 One with the highest grade  
Yang punya markah tertinggi
  
- 2 Your relative  
Saudara anda

**[CARD 17] Q.24b.**

---

---

- 1 One with the highest grade  
Yang mendapat markah tertinggi
  
- 2 Daughter or son of your benefactor  
Anak lelaki atau perempuan kepada orang  
yang telah berbudi kepada anda

**[CARD 18] Q.25**

---

---

- 1 A department chief who always sticks to the work rules and never demands any unreasonable work, but who, on the other hand, never does anything for you personally in matters not connected with work.  
Ketua jabatan yang sentiasa berpegang kepada peraturan kerja dan tidak pernah meminta sebarang kerja yang tidak munasabah dan sebaliknya, secara peribadi tidak pernah melakukan sesuatu untuk anda, dalam hal yang tiada kaitan dengan kerja.
  
- 2 A department chief who sometimes demands extra work in spite of rules against it, but who, on the other hand, looks after you personally in matters not connected with work.  
Ketua jabatan yang kadangkala meminta kerja yang lebih walaupun bertentangan dengan peraturan kerja tetapi sebaliknya menjaga kepentingan anda secara peribadi walaupun dalam hal yang tiada kaitan dengan kerja anda.

[CARD 19] Q.29

---

---

- 1 Strongly agree  
Sangat setuju
  
- 2 Agree to some extent  
Sedikit sebanyaknya setuju
  
- 3 Disagree to some extent  
Sedikit sebanyaknya tidak setuju
  
- 4 Strongly disagree  
Sangat tidak setuju

[CARD 20] Q.35

---

---

A “To have a contract constitutes evidence that there is no trust between two parties. There is no need to have a contract if the parties trust each other.”

“Perjanjian menunjukkan bukti tiadanya sikap saling mempercayai di antara dua pihak. Tidak perlu ada perjanjian sekiranya kedua belah pihak saling mempercayai.”

B “No matter how much two parties trust each other, it is better to have a contract.”

“Setinggi mana sekalipun kedua belah pihak saling mempercayai, namun lebih baik diadakan perjanjian.”

[CARD 21] Q.36

---

A “If you were to have a contract, it is better to keep the contract simple allowing for its flexibility because it is a mere formality.”

“Sekiranya anda ada perjanjian, lebih baik dibuat semudah mungkin untuk membolehkan perubahan kerana ia hanyalah satu adat sahaja.”

B “Contracts should be written clearly in detail to avoid the possibility of conflicting interpretations.”

“Perjanjian harus ditulis secara terperinci untuk mengelak kemungkinan berlakunya perselisihan faham.”

[CARD 22] Q.37

---

1 Protecting the environment should be given priority, even if it causes slower economic growth.

Menjaga persekitaran seharusnya diberi keutamaan, walaupun ianya melembabkan pertumbuhan ekonomi.

2 Economic growth should be the top priority, even if the environment suffers to some extent.

Pertumbuhan ekonomi seharusnya diberi keutamaan tinggi walaupun akan menjejaskan persekitaran.



[CARD 23] Q.40

You are seriously ill, requiring special surgery. If you can find a good surgeon, the rate of success can be as high as 90 percent. Your surgery may fail unless you can find a competent surgeon, because it involves difficult procedures. A close friend of yours for many years introduces a surgeon by the name of B to you, saying “he is trustworthy.” Would you ask Dr. B to perform the surgery on you?

Anda sedang sakit tenat, perlukan pembedahan khusus. Sekiranya anda boleh dapatkan doctor bedah yang baik, kadar kejayaan boleh mencapai 90 peratus. Pembedahan boleh gagal, kecuali anda boleh dapatkan doktor bedah yang cekap – kerana ia melibatkan prosedur yang sulit. Teman rapat anda memperkenalkan anda kepada doctor bedah yang bernama B dengan mengatakan “Dia boleh dipercayai” Adakah anda akan meminta Dr.B melakukan pembedahan keatas anda?

1 Yes, I would ask him because of my close friend’s recommendation.

Ya, saya akan meminta dia melakukannya kerana saranan teman rapat saya.

2 I would look into Dr. B’s past records in detail before making up my mind.

Saya akan periksa dulu rekod Dr.B yang lalu secara terperinci sebelum membuat keputusan.

[CARD 24] Q.41

- a. Religious organization - Pertubuhan Keagamaan
- b. The law and the legal system - kerajaan dan system kehakiman
- c. The press and the television - Akhbar, majalah, televisyen
- d. The police - Polis
- e. National government bureaucracy - Birokrasi kerajaan persekutuan
- f. National Assembly (Diet or Parliament) - Perhimpunan Kebangsaan (Diet atau Parliament)
- g. NPO • NGO (Non Profit and Non Governmental Organization) - Pertubuhan Tanpa Keuntungan atau Pertubuhan Bukan Pemerintah
- h. Social welfare facilities - Kemudahan kebajikan social
- I, The United Nations - Bangsa Bangsa Bersatu
- j. Science and technology - Sains dan teknologi

1	2	3	4
<u>Very</u>	<u>Somewhat</u>	<u>Not</u>	<u>Not</u>
<u>Confident</u>	<u>Confident</u>	<u>Confident</u>	<u>Confident At</u>
			<u>All</u>
Terlalu yakin	Hampir tidak yakin	Tidak yakin	Langsung tidak yakin

**[CARD 25] Q43**

- 
- 
- 1 China (Mainland) - China (Tanah Besar)
  - 2 Japan - Jepun
  - 3 South Korea - Korea Selatan
  - 4 Taiwan - Taiwan
  - 5 Hong Kong - Hong Kong
  - 6 India - India
  - 7 Philippines - Filipina

**[CARD 26] Q.44**

- 
- 
- 1 USA - USA
  - 2 EU (European Union) - Kesatuan Eropah
  - 3 China - China
  - 4 Japan - Jepun
  - 5 South Korea - Korea Selatan
  - 6 An Asian country other than China, Japan and South Korea  
Negara Asia selain dari China, Jepun dan Korea Selatan

[CARD 27] Q.45

---

---

- 1 Father - Ayah
- 2 Mother - Ibu
- 3 Brothers and sisters - Abang dan kakak
- 4 Other family member and relative  
Ahli keluarga lain dan saudara mara
- 5 School teacher - Guru sekolah
- 6 Friends - Kawan kawan

[CARD 28] Q.46

---

---

- 1 Very important - Sangat mustahak
- 2 Relatively important - Juga mustahak
- 3 Unimportant - Tidak mustahak
- 4 Not important at all - Langsung tidak mustahak



**[CARD 31] Q.49a.**

---

Your parents died when you were young and your neighbor Mr. Chen brought you up. Because of Mr. Chen's help, you graduated from a college and live comfortably today. Now, you hear that Mr. Chen is suffering from a terminal illness. According to his doctor, he has only 3 months to live, although he does not know about it. You also learned that Mr. Chen might live long enough if a special surgery is performed that would also eliminate his pain. However, it will take all the assets (money) you have to save Mr. Chen's life. What will you do?

Ibu bapa anda meninggal semasa anda kecil dan jiran anda Encik .Chen yang menjaga anda. Oleh kerana pertolongan Encik .Chen anda mendapat ijazah dari maktab dan hidup selesa hari ini. Sekarang anda dengar Encik Chen sedang menderita penyakit yang boleh membawa maut. Menurut doktor beliau, beliau hanya ada 3 bulan untuk hidup, walaupun beliau tidak tahu mengenainya. Anda juga dapat tahu yang Encik .Chen boleh hidup lebih lama sekiranya pembedahan khusus dilakukan ke atasnya, di mana ia juga boleh menghapuskan sakitnya. Walaubagaimanapun ia memerlukan segala harta (wang) yang anda ada untuk menyelamatkan nyawa Encik .Chen. Apa akan anda lakukan?

- 1 I will use all assets (money) to save Mr. Chen's life through surgery. – Saya akan gunakan segala harta(wang) untuk menyelamatkan nyawa Mr.Chen.
- 2 I couldn't help Mr.Chen's life by giving all assets (money) for the surgery. Saya tidak boleh membantu Encik .Chen dengan memberi segala harta (wang) saya untuk pembedahan.

**[CARD 32] Q.49b.**

---

The last question dealt with a benefactor; what would you do if it was one of your parents who needs the surgery?

Soalan terakhir ini berkenaan orang yang berbudi, apakah yang akan anda lakukan jika salah seorang ibu bapa anda perlu menjalani pembedahan?

- 1 I will use all assets (money) to save my parent's life through surgery.

Saya akan menggunakan kesemua harta (wang) saya untuk menyelamatkan nyawa ibu bapa saya melalui pembedahan.

- 2 I wouldn't help my parent's life by giving all assets (money) for the surgery.

Saya tidak akan menyelamatkan nyawa ibu bapa saya dengan memberikan kesemua harta (wang) saya untuk pembedahan.

**[CARD 33] Q.50**

- a. We should respect ancestor.  
Kita harus menghormati nenek moyang
- b. The eldest son should look after his aging parent - Anak lelaki sulung seharusnya menjaga ibu bapanya yang tua
- c. Wife should follow her husband  
Isteri harus mematuhi suami
- d. Not to marry someone whom your parents object to - Tidak berkahwin dengan orang yang ibu bapa tidak merestui
- e. We should follow older people - Kita harus mematuhi orang tua
- f. We need a son to keep our family line going  
Kita memerlukan anak lelaki untuk meneruskan keturunan
- g. Man should work outside and woman should tend to housekeeping - Lelaki harus bekerja di luar dan wanita harus menjaga rumahtangga

1

2

3

4

Strongly  
AgreeAgreeDisagreeStrongly  
Disagree

Sangat setuju

Setuju

Tidak setuju

Sangat tidak  
setuju**[CARD 34] Q.51**

1. Everyone should spread one's own religious belief  
Setiap orang harus menyebarkan kepercayaan agamanya sendiri
2. We should all try to make others understand our religious belief  
Kita harus membuat orang lain memahami kepercayaan agama kita
3. We should all try to understand each other's religion  
Kita harus cuba memahami agama sesama kita
4. Regardless of understanding each other's religion, we should all respect each other's religious belief  
Tanpa mengendahkan pemahaman agama Sesama kita, kita harus menghormati pada kepercayaan agama sesama kita

*(3 multi-answers)*

- 1 Technical competence - Kecekapan teknikal
- 2 Fair in treating followers - Adil dalam melayani pekerja
- 3 Being liked and respected by followers - Disukai dan disegani oleh pengikut
- 4 Serious attitudes toward work - Sikap bersungguh sungguh terhadap kerja
- 5 Good human relations and have a wide acquaintance - Perhubungan yang baik antara manusia dan rakan - rakan
- 6 Sincere in attitudes toward co-workers - Bersikap jujur terhadap pekerja
- 7 Being quick in decision and determined - Cepat dalam membuat keputusan dan tekun
- 8 Good judgment - Keputusan atau pendapat yang baik
- 9 Ability to bring great benefit to followers - Kebolehan membawa banyak kebaikan kepada pengikut
- 10 Seniority - Kekananan
- 11 Come from good family background - Datang dari keluarga yang mempunyai latar belakang yang baik.

1. It's a good thing because it will help people who can recover from serious illness to recover normal life again  
Ia adalah baik kerana ianya akan membantu orang yang boleh pulih dari penyakit tenat untuk menjalani kehidupan biasa semula
  
2. Even if it helps to save lives, it is not a good thing to extract an organ from dead people  
Walaupun ianya dapat menyelamatkan nyawa, namun ianya bukanlah satu perkara baik untuk memindahkan organ dari orang yang telah mati

**[CARD37] Q.54**

---

*(Multi-answers)*

1. Neighborhood organization (Residents' Committees or RC) - Pertubuhan Kejiranan (Jawatankuasa Penduduk atau RC)
2. Parents' alumni and teachers' associations  
Persatuan Ibubapa dan Guru Guru
3. Women's club, seniors' club, young people's club (non religious nature)  
Kelab Wanita, Kelab Wargatua, Kelab Belia (Persatuan bukan agama)
4. Civil Defence Volunteer Group, Voluntary neighbourhood watch group  
Kumpulan Sukarelawan Pertahanan Awam, Kumpulan Sukarelawan Pengawas Kejiranan
5. Farmers' association, fishermen's association  
Persatuan Peladang, Persatuan Perikanan
6. Chamber of commerce and industry and other industrial association - Persatuan Perdagangan dan Perindustrian dan lain lain industri
7. Labour union (Trade union) - Kesatuan Kerja (Kesatuan Perdagangan)
8. Club for sports, recreation, hobby or cultural activities - Kelab untuk sukan, rekreasi, hobi atau aktiviti kebudayaan
9. Regional association, class reunion association, alumni association - Persatuan Serantau, Persatuan Pertemuan semula Kelas, Persatuan Alumni
10. Religious organizations - Pertubuhan Keagamaan
11. CASE (Consumers Association of Singapore)  
CASE (Persatuan Pengguna Singapura)
12. Political groups, election campaign organization - Kumpulan Politik, Pertubuhan, Pertubuhan Kempen Mengundi
13. Environmental protection group  
Kumpulan Perlindungan Persekitaran
14. Family Service Centres  
Pusat Perkhidmatan Keluarga



[CARD 38] Q.55

You are working in a firm. After discovering the wrongdoings of a coworker benefiting himself/herself by breaking the rules, you decide to report it to his/her superiors. Then, one day, an armed robber broke into the office and threatened you and others present with weapons. You, too, were exposed to the danger of losing your life. But thanks to the coworker whose wrongdoings you wanted to report, your life was saved. Would you still report the wrongdoings of the coworker to his/her superiors or not?

Anda bekerja disebuah firma. Setelah mengetahui seorang pekerja anda membuat silap atas kepentingan dirinya sendiri dengan melanggar peraturan kerja, anda bercadang untuk melaporkan pada pihak atasannya. Kemudian, satu hari seorang perompak yang bersenjata memecah masuk pejabat anda dan mengancam anda dan teman yang ada dengan senjatanya. Anda juga terdedah pada bahaya akan kehilangan nyawa. Tetapi, terima kasih kepada pekerja yang anda inginkan laporkan kesalahannya nyawa anda telah terselamat.. Apakah anda akan tetap melaporkan kesalahannya kepada orang atasannya?

1. While I appreciate his/her help in saving me, I still have to report the wrongdoings to his/her superiors.  
Walaupun saya menghargai pertolongannya, saya akan Tetap melaporkan kesalahannya kepada orang atasannya.
2. I thank him/her for saving my life and forget about his/her wrongdoings.  
Saya berterima kasih kepadanya kerana menyelamatkan nyawa saya dan saya akan lupakan kesalahannya.

[CARD 39] F4

- 1 No formal education - Tiada pendidikan formal
- 2 Primary Education - Pendidikan Rendah
- 3 Secondary Education - Pendidikan Menengah
- 4 "O" Level - Peringkat "O"
- 5 Post Secondary (ITE) - Lulusan menengah (ITE)
- 6 Pre U/JC/ "A" Level - Pra U/ Maktab Rendah/Peringkat "A"
- 7 Polytechnic / Diploma - Politeknik/Diploma
- 8 University / Postgraduate - Universiti / Siswazah

**[CARD 40] F6**

---

- 1 S\$2,000 or below  
\$2,000 ke bawah
- 2 Between S\$2,001 and S\$3,000  
Antara S\$2,001 hingga S\$3,000
- 3 Between S\$3,001 and S\$5,000  
Antara S\$3,000 hingga S\$5,000
- 4 Between S\$5,001 and S\$7,000  
Antara S\$5,001 hingga S\$7,000
- 5 Between S\$7,001 and S\$9,000  
Antara S\$7,001 hingga S\$9,000
- 6 Between S\$9,001 and S\$10,000  
Antara S\$9,001 hingga S\$10,000
- 7 More than S\$10,000  
Lebih dari S\$10,000



MEDIA RESEARCH CONSULTANTS PTE. LTD.  
Caldecott Broadcast Centre  
Andrew Road  
Singapore 299939  
Tel.: (65) 6255 7484 Fax: (65) 6255 6268

Serial Number:   
(Official use only)

Please tick (☑) where applicable:  
 Checked       Coded  
 Validated     Data entered

**PLEASE FILL IN THE FOLLOWING INFORMATION:**

Name of Interviewer: \_\_\_\_\_

Name of Respondent: \_\_\_\_\_

Respondent's Contact Numbers \_\_\_\_\_ (H) \_\_\_\_\_ (O) \_\_\_\_\_ (HP / PGR)

Respondent's Address: \_\_\_\_\_

Date of Survey:      /      / 2004      Time Started: \_\_\_\_\_ Time Ended: \_\_\_\_\_



MEDIA RESEARCH CONSULTANTS PTE. LTD.

Caldecott Broadcast Centre

Andrew Road

Singapore 299939

Tel.: (65) 6255 7484 Fax: (65) 6255 6268

Serial Number:  
(Official use only)

Please tick (☑) where applicable:

Checked

Coded

Validated

Data entered

Main Language of Interviewer: 1 Mandarin 2 Malay 3 Tamil 4 English 5 Other (specify: \_\_\_\_\_)

### INTRODUCTION

Good morning/afternoon/evening. I am << read out interviewer name >> from Media Research Consultants Pte. Ltd.

We are doing a survey on East Asian Values in Singapore. We'd like to speak to the person in your household aged 20 years and above who has most recently celebrated his/her birthday. All the information and views you provide will be kept strictly confidential.

Before we start the interview, could I please find out whether you or anyone in the household works in any of these industries:

Market research.....[TERMINATE INTERVIEW]

வணக்கம். என் பெயர். <<பெயரை வாசிக்கவும்>>. நான் மீடியா ரிசெச் கன்சல்டன் பிரைவேட் லிமிடெட் என்ற நிறுவனத்தில் இருந்து வந்திருக்கிறேன்.

நாங்கள் கிழக்கு ஆசியாவின் கொள்கைகளைப் பற்றி சிங்கப்பூரில் ஆய்வை நடத்துகிறோம். நாங்கள் இந்த குடும்பத்தில் உள்ள 20 வயது அல்லது அதற்கு மேற்பட்ட அண்மையில் தனது பிறந்தநாளைக் கொண்டாடியவருடன் பேச விருப்புகிறோம். நீங்கள் கொடுக்கும் அனைத்து தகவல்களும், கருத்துக்களும் ரகசியமாக வைக்கப்படும்.

இந்த ஆய்வை தொடங்கும் முன், நீங்கள் அல்லது உங்கள் குடும்பினர் யாராவது இந்த நிறுவனங்களின் வேலை செய்கிறார்களா என்று தெரிந்துக்கொள்ளலாமா?

வர்த்தக ஆய்வு நிறுவனங்கள்.....[ஆய்வை முடிக்கவும்]

Q.1 Would you say you are, on the whole, more inclined than the average Singaporean to respect your ancestors or less? பொதுவாக சொல்லப்போனால் உங்களுடைய முன்னோர்களை நீங்கள் மதிப்பது, ஒரு சராசரி சிங்கப்பூரரை ஒப்பிட்டு பார்க்கையில் கூடியளவளதா அல்லது குறைந்துள்ளதா?

- 1 More than the average Singaporean
- 2 Less than the average Singaporean
- 3 Average
- 8 Other (Please specify: \_\_\_\_\_)
- 9 DK

Q.2 If you had no children, would you think it desirable to adopt a child in order to continue the family line, even if there is no blood relationship? Or do you not think this is important? உங்களுக்கு பிள்ளைகள் இல்லையென்றால், குடும்பம் வாரிசுக்காக ஒரு பிள்ளையை தத்து எடுப்பது சரியென்று நினைப்பீர்களா, அதாவது அந்த பிள்ளைக்கு குடும்ப இரத்தகலப்பு இல்லையென்றாலும்? அல்லது அது முக்கியமில்லை என்று நினைப்பீர்களா?

- 1 Would adopt
- 2 Would not adopt
- 3 Depends
- 8 Other (Please specify: \_\_\_\_\_)
- 9 DK

Q.3 In general, what would you think is the ideal number of children in a family?  
வொதுவாக ஒரு குடும்பத்தில் எத்தனை பிள்ளைகள் இருப்பது சிறப்பு என்று நினைக்கிறீர்கள்?

9 DK

Q.4 [SHOW CARD 1] During the last four weeks, have you suffered from any of the following? (Read each in turn) கடந்த நான்கு வாரக் காலத்தில் கீழே கொடுக்கப்பட்டிருப்பனவற்றில் எதிலும் அவதிப்பட்டீர்களா? (ஒவ்வொன்றாக வாசிக்கவும்)

	<u>Yes</u>	<u>No</u>
a. Headaches/migraines/(head felt heavy)	1	2
b. Backaches (stiff back)	1	2
c. Nervousness	1	2
d. Depression (feeling down)	1	2
e. Insomnia (sleeplessness)	1	2
8 Other (Please specify: _____)		
9 DK		

Q.5 [SHOW CARD 2] For your age, how satisfied are you with your health? Would you say...(Read)  
உங்கள் வயதிற்கு, உங்களுடைய உடல் ஆரோக்கியம் எந்த அளவிற்கு திருப்தி அளிக்கிறது? நீங்கள் ....கூறுவீர்கள் (வாசிக்கவும்)

- 1 Very satisfied
- 2 Fairly Satisfied
- 3 Fairly dissatisfied, or
- 4 Very dissatisfied
- 8 Other (Please specify: \_\_\_\_\_)
- 9 DK (DO NOT READ)

Q.6 [SHOW CARD 3] Using the classifications on this card, how would you classify your current standard of living? இந்த அட்டையின் பிரிவுகளைப் பயன்படுத்தி, உங்களுடைய தற்போதைய வாழ்க்கையின் தரத்தை எவ்வாறு பிரிப்பீர்கள்?

- 1 Upper class
- 2 Upper middle class
- 3 Middle class
- 4 Lower middle class
- 5 Lower class
- 8 Other (Please specify: \_\_\_\_\_)
- 9 DK

Q.7 [SHOW CARD 4] If you had to choose one, which would you prefer, more money or more free time?  
இவற்றில் ஒன்றைத் தேர்ந்தெடுக்க நேர்ந்தால், எதை விரும்புவீர்கள், அதிக பணம் அல்லது அதிக ஓய்வு நேரம்?

- 1 More money
- 2 More free time
- 8 Other (Please specify: \_\_\_\_\_)
- 9 DK

Q.8 If you were to get enough money to live as comfortably as you would like for the rest of your life, would you continue to work or would you stop working?

உங்களுக்கு போதுமான அளவு பணம் கிடைத்து, உங்கள் சௌகரியத்திற்கு வாழ்நாள் முழுதும் வாழ நேர்ந்தால், நீங்கள் வேலையை தொடர்ந்து செய்வீர்களா அல்லது வேலை செய்வதை நிறுத்திவிடுவீர்களா?

- 1 Continue to work  
 2 Stop working  
 8 Other (Please specify: \_\_\_\_\_)  
 9 DK

Q.9 [SHOW CARD 5] Here are some of the things people usually take into account in relation to their work. Which one would you personally place first?  
 மக்கள் யோசனாக வேலை தொடர்பாக கருத்தில் கொள்ளும் சில குறிப்புகள் இங்கு கொடுக்கப்பட்டுள்ளன. எதை நீங்கள் முதலில் வைப்பீர்கள்?

- 1 A good income so that you do not have any worries about money  
 2 A safe job with no risk of closing down or unemployment  
 3 Working with people you like  
 4 Doing an important job which gives you a feeling of accomplishment  
 8 Other (Please specify: \_\_\_\_\_)  
 9 DK

Q.10 [SHOW CARD 6] To what extent do you worry, either for yourself or for your family, about each of the following? Would you say very much, somewhat, slightly, or not at all?  
 (CIRCLE ONE OF THE NUMBERS IN THE COLUMN)  
 கீழே கொடுக்கப்பட்டிருக்கும் ஒவ்வொன்றிற்கும் எவ்வளவிற்கு உங்களுக்காக அல்லது உங்கள் குடும்பத்திற்காக நீங்கள் வருத்தப்படுவீர்கள்? நீங்கள் எவ்வாறு பதிலளிப்பீர்கள், அதிகமாக, ஓரளவு, சிறிதளவு, அல்லது அறவே இல்லை என்பீர்களா?

	<u>Very much</u>	<u>Somewhat</u>	<u>Slightly</u>	<u>Not at all</u>	<u>Other</u>	<u>DK</u>
a. Serious illness	1	2	3	4	8	9
b. Car accident	1	2	3	4	8	9
c. War	1	2	3	4	8	9

Q.11 Which, if any, of the following do you believe in? [SHOW CARD 7]  
 கீழே கொடுக்கப்பட்டிருப்பனவற்றில் ஏதை, நீங்கள் நம்புகிறீர்கள்?

	<u>Exists</u>	<u>May exist</u>	<u>Does not exist</u>	<u>DK</u>
a. Buddha, God, or gods	1	2	3	9
b. Life after death	1	2	3	9
c. a soul or a spirit	1	2	3	9
d. a devil or a demon	1	2	3	9
e. hell	1	2	3	9
f. heaven or paradise	1	2	3	9
g. a sin and a judgment/divine punishment	1	2	3	9

Q.12 [SHOW CARD 8] By using the scale of 1 to 7, where '7' is "very important," and '1' is "not important at all," can you tell me how important each of the following is to you?  
 1 இருந்து 7 வரை. '7' என்றால் "அதிக முக்கியம்," என்றும் '1' என்றால் முக்கியம் அறவே இல்லை என்ற அடிப்படையில், கீழே கொடுக்கப்பட்டிருப்பன எவ்வளவிற்கு உங்களுக்கு முக்கியம் என்று கூறுங்கள்?

	Not Important at all			Very Important				Other	DK/NA
a. Your immediate family members such as spouse and children, if you have any	1	2	3	4	5	6	7	8	9
b. Career and job	1	2	3	4	5	6	7	8	9
c. Free time and relaxation	1	2	3	4	5	6	7	8	9
d. Friends and people you know	1	2	3	4	5	6	7	8	9
e. Parents, brothers, sisters, and other relatives	1	2	3	4	5	6	7	8	9
f. Religion	1	2	3	4	5	6	7	8	9
g. Politics	1	2	3	4	5	6	7	8	9

Q.13 [SHOW CARD 9] All things considered, how satisfied are you with your family life—the time you spend and the things you do with members of your family? Just call off the number which comes closest to your feelings. எல்லாவற்றையும் ஒப்பிடுகையில், எவ்வளவிற்கு உங்கள் குடும்ப வாழ்க்கை திருப்தி அளிக்கிறது – அதாவது உங்கள் குடும்பத்தினருடன் நீங்கள் செலவளிக்கும் நேரமும், அவர்களுக்காக செய்யும் செயல்களும்? உங்களுக்கு அதிக நேருக்கமாக வரும் எண்ணை வாசித்தவுடன் நிறுத்தவும்.

- 1 Completely satisfied
- 2 Somewhat satisfied
- 3 Neither satisfied nor dissatisfied (neutral)
- 4 Somewhat dissatisfied
- 5 Completely dissatisfied
- 8 Other (Please specify: \_\_\_\_\_)
- 9 DK

Q.14 [SHOW CARD 10] Now I want to ask about your life as a whole. How satisfied are you with your life as a whole these days? Which letter on this card comes closest to your feelings?

இப்பொழுது நான் உங்களுடைய ஒட்டுமொத்த வாழ்க்கையைப் பற்றிக் கேட்கவிருக்கிறேன்? உங்களுடைய வாழ்க்கை இந்நாட்களில் எவ்வளவிற்கு திருப்திகரமாக இருக்கிறது? கார்டில் இருக்கும் எந்த எழுத்து உங்களுடைய எண்ணத்திற்கு நேருக்கமாக வருகிறது?

- 1 Completely satisfied
- 2 Somewhat satisfied
- 3 Neither satisfied nor dissatisfied (neutral)
- 4 Somewhat dissatisfied
- 5 Completely dissatisfied
- 8 Other (Please specify: \_\_\_\_\_)
- 9 DK

Q.15 [SHOW CARD 11] If you look at successful people in society today, which do you think has played the largest part in their success, their ability and effort, luck and chance, or personal relationships through kindred, countrymen/countrywomen, and alumni/alumnae?

வாழ்க்கையில் வெற்றி அடைந்துள்ள மக்களை சமூகத்தில் இன்று நீங்கள் பார்த்தால், அவர்களுடைய வெற்றிக்கு முக்கிய பங்காற்றியது எது என்று நினைப்பீர்கள், அவர்களுடைய திறமை, ஆற்றல், அதிர்ஷ்டம், சேன்ற வழி அல்லது சொந்த அனுபவத்தின் மூலம், குடிமகன்/குடிமகள் மற்றும் நற்மதிப்பைப் பெற்ற மாணவர்/மாணவிகள்.

- 1 Ability and effort
- 2 Luck and chance
- 3 Personal relationships through kindred, countrymen/countrywomen, and alumni/alumnae
- 8 Other (Please specify: \_\_\_\_\_)
- 9 DK

Q.16 Some people say that with the development of science and technology, life becomes more convenient, but at the same time a lot of human feeling is lost. Do you agree with this opinion, or do you disagree?  
சிலர் கூறுகிறார்கள் அறிவியல் வளர்ச்சியாலும், தொழில்நுட்பத்தாலும், வாழ்க்கை மிக செளகரியமாக உள்ளது என்று ஆனால் அதே நேரத்தில் அதிக மனித உணர்வுகள் தொலைந்து போகிறது என்று நீங்கள் இதை ஏற்றுக்கொள்கிறீர்களா அல்லது ஏற்றுக்கொள்ளவில்லையா?

- 1 Agree
- 2 Disagree
- 3 Undecided/it depends
- 8 Other (Please specify: \_\_\_\_\_)
- 9 DK

Q.17 Some people say that if we get outstanding political leaders, the best way to improve the country is for the people to leave everything to them, rather than for the people to discuss things among themselves. Do you agree with this, or disagree?  
சிலர் சொல்கிறார்கள் நமக்கு திறமை வாய்ந்த அரசியல் தலைவர்கள் கிடைத்தால், நாட்டை மேம்படுத்த தகுந்த வழி, பெருமக்கள் எல்லாவற்றையும் அவர்களிடம் விட்டுவிடுவதாகும். அதை தவிர்த்து பெருமக்கள் அவ்விஷயங்களை தங்களுக்குள் கலந்து பேசுவது சரியாகாது. இதை நீங்கள் ஏற்றுக்கொள்கிறீர்களா அல்லது ஏற்றுக்கொள்ளவில்லையா?

- 1 Agree
- 2 Disagree
- 3 Undecided/it depends
- 8 Other (Please specify: \_\_\_\_\_)
- 9 DK

Q.18 Some people say that no matter how mechanized and how advanced information technology the world gets, nothing can reduce the richness of human feelings or one's humanity. Do you agree with this opinion or disagree?  
சிலர் கூறுகிறார்கள் எவ்வளவு தான் இயந்திர முன்னேற்றமும், தகவல் தொழில்நுட்பமும் உலகம் பெற்றாலும், மனித உணர்வுகள் அல்லது ஒருவரின் மனிதாபிமானத்தை எதைக்கொண்டும் குறைக்கமுடியாது. நீங்கள் இதை ஏற்றுக்கொள்கிறீர்களா அல்லது ஏற்றுக்கொள்ளவில்லையா?

- 1 Agree (reduce)
- 2 Disagree (not reduce)
- 3 Cannot say one way or another
- 8 Other (Please specify: \_\_\_\_\_)
- 9 DK

Q.19 Do you agree with the following statement? "Home is the only place where I can relax and feel good."  
இந்தக் கூற்றை நீங்கள் ஏற்றுக்கொள்கிறீர்களா? "வீட்டில் மட்டும் தான் நான் ஓய்வெடுத்து மகிழ்ச்சியாக இருக்க முடியும்."

- 1 Yes, home is the only place where I can relax and feel good.
- 2 No
- 8 Other (Please specify: \_\_\_\_\_)

Q.20 [SHOW CARD 12] Which of the statements on this card comes closest to your own opinion about marriage? Just call off the letter, please. இந்த அட்டையில் உள்ள கூற்றுகளில் திருமணத்தைப் பற்றி எந்த கூற்று உங்களுடைய சொந்த எண்ணத்திற்கு நெருக்கமானது? தயவு செய்து எந்த எழுத்து என்று கூறவும்.



- 1 Marriage is permanent
- 2 Marriage may be broken only under serious circumstances
- 3 Marriage can be broken by simple agreement of the two partners
- 8 Other (Please specify: \_\_\_\_\_)
- 9 DK

Q.21 [SHOW CARD 13] Here are three opinions about man and nature on the card. Which one of these do you think is closest to the truth?

இங்கு மனிதனையும் இயற்கையையும் பற்றி மூன்று அபிப்பிராயங்கள் இந்த கார்டில் கொடுக்கப்பட்டுள்ளன. எந்த ஒன்று உண்மைக்கு அதிக நெருக்கமானது என்று நீங்கள் நினைக்கிறீர்கள்?

- 1 In order to be happy, we must follow nature
- 2 In order to be happy, we must make use of nature
- 3 In order to be happy, we must conquer nature
- 8 Other (Please specify: \_\_\_\_\_)
- 9 DK

Q.22 [SHOW CARD 14] Please choose from among the following statements the one with which you agree most. தயவு செய்து கொடுக்கப்பட்டபடிவத்தில் எந்த ஒரு கூற்றை நீங்கள் அதிகம் ஏற்றுக்கொள்வீர்கள் என்று தேர்ந்தெடுக்கவும்.

- 1 If individuals are made happy, then and only then will the country as a whole improve.
- 2 If the country as a whole improves, then and only then can individuals be made happy.
- 3 Improving the country and making individuals happy are the same thing.
- 8 Other (Please specify: \_\_\_\_\_)
- 9 DK

Q.23 [SHOW CARD 15] If you were asked to choose the two most important items listed on the card, which two would you choose? (Select two) உங்களை, இந்த கார்டில் உள்ளனவற்றில் இரண்டு முக்கியமானதை தேர்ந்தெடுக்கச் சொன்னால் எந்த இரண்டை தேர்ந்தெடுப்பீர்கள்? (இரண்டை தேர்ந்தெடுக்கவும்)

	<u>Selected</u>
a. Love and respect for parents	1
b. Repaying people who have helped you in the past	1
c. Respect for the rights of the individual	1
d. Respect for the freedom of the individual	1
8 Other Please specify: _____)	
9 DK	

Q.24

a. [SHOW CARD 16] Suppose that you are the president of a company. The company decides to employ one person, and then carries out an employment examination. The supervisor in charge reports to you saying, "Your relative who took the examination got the second highest grade. But I believe that either your relative or the candidate who got the highest grade would be satisfactory. What shall we do?" In such a case, which person would you employ? உதாரணத்திற்கு நீங்கள் ஒரு நிறுவனத்தின் இயக்குனர். இந்நிறுவனம் ஒருவரை வேலைக்கு அமர்த்த எண்ணி, வேலை தொடர்பான தேர்வை நடத்துகிறது. இதற்கான மேற்பார்வையாளர் உங்களிடம் வந்து, "தேர்வு எழுதிய உங்கள் உறவுக்காரர் இரண்டாவது அதிக மதிப்பெண்களைப் பெற்றிருக்கிறார். உங்கள் உறவுக்காரர் அல்லது அதிக மதிப்பெண்கள் பெற்றவரும் எனக்கு திருப்திகரமாக உள்ளார்கள். நாம் என்ன செய்யலாம்?" என்கிறார். இச்சூழ்நிலையில் நீங்கள் யாரை வேலைக்கு அமர்த்துவீர்கள்?

- 1 One with the highest grade
- 2 Your relative
- 8 Other (Please specify: \_\_\_\_\_)
- 9 DK

b. [SHOW CARD 17] In the last question, we supposed that the one getting the second highest grade was your relative. Suppose that the one who got the second highest grade was the daughter or son of parents to whom you felt indebted. Which person would you employ?

இறுதி கேள்வியில் நாம் கூறியபடி இரண்டாவது அதிக மதிப்பெண்கள் பெற்றவர் உங்களுடைய உறவினர். ஒருவேளை இரண்டாவது அதிக மதிப்பெண்கள் பெற்றவர், நீங்கள் கடன்பட்டிருக்கும் ஒருவரின் மகன் அல்லது மகளாக இருக்கலாம். யாரை வேலைக்கு அமர்த்துவீர்கள்?

- 1 One with the highest grade
- 2 Daughter or son of your benefactor
- 8 Other (Please specify: \_\_\_\_\_)
- 9 DK

Q.25 [SHOW CARD 18] Suppose you are working in a firm. Which of the following department chiefs would you prefer to work under?

நீங்கள் ஒரு நிறுவனத்தில் வேலை செய்கிறீர்கள். கீழே கொடுக்கப்பட்டிருக்கிற எந்த பிரிவின் மேற்பார்வையாளரின் கீழ் வேலைச் செய்ய உங்களுக்கு விரும்பும்?

- 1 A department chief who always sticks to the work rules and never demands any unreasonable work, but who, on the other hand, never does anything for you personally in matters not connected with work.
- 2 A department chief who sometimes demands extra work in spite of rules against it, but who, on the other hand, looks after you personally in matters not connected with work.
- 8 Other (Please specify: \_\_\_\_\_)
- 9 DK

Q26 Would you say that most of the time, people try to be helpful, or that they are mostly just looking out for themselves?

அதிகமான வேளைகளில் மக்கள் உதவ முயற்சி செய்கிறார்கள் என்று சொல்வீர்களா அல்லது அவர்கள் தங்களை தானே பார்த்துக்கொள்கிறார்கள் என்று நினைக்கிறீர்களா?

- 1 Try to be helpful
- 2 Look out for themselves
- 8 Other (Please specify: \_\_\_\_\_)
- 9 DK

Q27 Do you think that most people would try to take advantage of you if they got the chance, or would they try to be fair? அதிகமான மக்கள், தங்களுக்கு வாய்ப்பு கிடைத்தால் உங்களை பயன்படுத்திக் கொள்வார்கள், அல்லது நடுநிலை வகிக்க விரும்புவார்களா என்று நீங்கள் நினைக்கிறீர்கள்?

- 1 Take advantage
- 2 Try to be fair
- 8 Other (Please specify: \_\_\_\_\_)
- 9 DK

Q.28 Generally speaking, would you say that most people can be trusted or that you can't be too careful in dealing with people? பொதுவாக சொல்லப்போனால், அதிகமானோரை நம்பலாம் என்று சொல்வீர்களா அல்லது நீங்கள் அவர்களை கையாறும் முறையில் கவனம் அவ்வளவாக இருக்காது என்பீர்களா?

- 1 Can be trusted
- 2 Can't be too careful
- 8 Other (Please specify: \_\_\_\_\_)
- 9 DK

Q.29 [SHOW CARD 19] Using the answers on this card, would you tell me how much you agree or disagree with each one of the following statements? (Read each in turn)

இந்த அட்டையில் உள்ள பதில்களைப் பயன்படுத்தி, எவ்வளவிற்கு கொடுக்கப்பட்டிருக்கும் கூற்றுகள் ஒவ்வொன்றையும் ஏற்றுக்கொள்வீர்கள் அல்லது ஏற்றுக்கொள்ள மாட்டீர்கள் என்று கூறவும். (ஒவ்வொன்றாக வாசிக்கவும்)

a. There are some illnesses that are better treated by methods that modern medicine does not recognize.  
சில நோய்களை நவீன மருந்துகளால் அங்கீகரிக்கப்படாத முறைகள் மூலம் குணப்படுத்தலாம்.

- 1 Strongly agree
- 2 Agree to some extent
- 3 Disagree to some extent
- 4 Strongly disagree
- 8 Other (Please specify: \_\_\_\_\_)
- 9 DK

b. Some day science will permit the complete understanding of the functioning of the human mind.  
ஒரு நாள் அறிவியல் மனிதனின் முழு மனதாற்றலை புரிந்து சேய்ஸ்பட வழி வகுக்கும்.

- 1 Strongly agree
- 2 Agree to some extent
- 3 Disagree to some extent
- 4 Strongly disagree
- 8 Other (Please specify: \_\_\_\_\_)
- 9 DK

c. Most of the social and economic problems we face today will be resolved by the advancement of science and technology. இன்று நாம் காணும் அதிகமான சமூக பொருளியல் பிரச்சனைகள், அறிவியல், தொழில்நுட்ப முன்னேற்றத்தால் நிவாரணம் பெறும்.

- 1 Strongly agree
- 2 Agree to some extent
- 3 Disagree to some extent
- 4 Strongly disagree
- 8 Other (Please specify: \_\_\_\_\_)
- 9 DK

d. At some point in the future, we can live on Mars as we live on the earth today.  
எதிர்காலத்தில் இன்று நாம் பூமியில் வசிய்து போல செவ்வாய் கிரகத்திலும் வசிக்கலாம்.

- 1 Strongly agree
- 2 Agree to some extent
- 3 Disagree to some extent
- 4 Strongly disagree
- 8 Other (Please specify: \_\_\_\_\_)
- 9 DK

Q.30 What first comes to your mind when you think of Singaporean culture?

சிங்கப்பூரர்களின் கலாசாரத்தை நினைக்கும் போது உங்களுக்கு முதலில் நினைவுக்கு வருவது என்ன?

9 DK

Q.31a Now I would like to ask you a few questions about religion. Do you have any personal religious faith?  
நான் இப்போது உங்களை சில மதம் தொடர்பான கேள்விகளைக் கேட்கவிருக்கிறேன். உங்களுக்கு சொந்தமாக ஏதாவது மதப் பற்று உண்டா?

- 1 Yes → Q.31b  
2 No → Q.32

Q31b (Religion, only the respondents who choose "1" in Q31a)

Q31b (மதத்தை பேட்டி கொடுப்பவர் தேர்ந்தெடுத்திருந்தால் "1" Q31a உள்ளது)?

- 1 Buddhism  
2 Taoism  
3 Christianity  
4 Islamism  
5 Hinduism  
8 Other (Please specify: \_\_\_\_\_)  
9 DK

Q.32 Without reference to any of the established religions, do you think a religious mind is important, or not important?  
குறிப்பிட்ட எந்த மதத்தையும் கணக்கில் கொள்ளாமல் மத பற்று முக்கியமா அல்லது முக்கியமில்லையா என்று நீங்கள் நினைக்கிறீர்கள்?

- 1 Important  
2 Not important  
8 Other (Please specify: \_\_\_\_\_)  
9 DK

Q.33 Some people say that although there are many different religions in the world, each with their own beliefs, their teachings really all amount to the same thing. Would you agree with this or disagree?  
உலகில் பல விதமான மதங்கள் இருந்தாலும் அவற்றின் சொந்த நம்பிக்கை, போதனைகள் எல்லாம் ஒன்றுதான் என்று சிலர் கூறுகிறார்கள்? நீங்கள் இதை ஏற்றுக்கொள்கிறீர்களா அல்லது ஏற்றுக்கொள்ளவில்லையா?

- 1 Agree  
2 Disagree  
8 Other (Please specify: \_\_\_\_\_)  
9 DK

Q.34 Here are two statements which people sometimes make when discussing law. Which of them comes closer to your opinion? "We should always obey the law," or "It should be excusable to break a law when we have the confidence that what we are doing is right."  
வாதாக்கங்கள் சில வேளைகளில் சட்டத்தைப் பற்றி விவாதிக்கையில் எடுக்கும் இரண்டு கூற்றுகள் கொடுக்கப்பட்டிருக்கின்றன? எது உங்களுடைய அபிப்பிராயத்திற்கு அருகாமையில் வருகிறது. "நாம் எப்போதும் சட்டத்தை கடைப்பிடிக்க வேண்டும்", அல்லது "நாம் செய்வது சரிவென்று நம்பிக்கையிருந்தால் சட்டத்தை மீறுவது மன்னிக்கப்படலாம்"

- 1 We should always obey the law  
2. It should be excusable to break a law when we have the confidence that what we are doing is right  
8 Other (Please specify: \_\_\_\_\_)  
9 DK

Q.35 [SHOW CARD 20] Here are two statements about a contract. Which of them comes closer to your own opinion? இங்கு ஒரு ஒப்பந்தத்தைப் பற்றி இரண்டு கூற்றுகள் உள்ளன. எது உங்கள் அபிப்பிராயத்திற்கு அருகாமையில் வருகிறது?

A "To have a contract constitutes evidence that there is no trust between two parties. There is no need to have a contract if the parties trust each other"

B "No matter how much two parties trust each other, it is better to have a contract"

A இரண்டு பிரிவுக்கும் நம்பிக்கை இல்லையென்றால் ஒப்பந்தம் அவசியம். இரண்டு பிரிவுகளுக்கும் நம்பிக்கை இருந்தால் ஒப்பந்தம் அவசியமில்லை

B எவ்வளவுதான் இரண்டு பிரிவும் நம்பிக்கையுடன் இருந்தாலும், ஒப்பந்தம் வைத்திருப்பது நல்லது.

- 1 Closer to A's opinion.
- 2 Closer to B's opinion.
- 8 Other (Please specify: \_\_\_\_\_)
- 9 DK

Q.36 [SHOW CARD 21] Which of the following comes closer to your opinion?

கீழே கொடுக்கப்பட்டவற்றில் எது உங்களுடைய அபிப்பிராயத்திற்கு அருகில் வருகிறது?

A "If you were to have a contract, it is better to keep the contract simple allowing for its flexibility because it is a mere formality"

B "Contracts should be written clearly in detail to avoid the possibility of conflicting interpretations"

A நீங்கள் ஒப்பந்தம் வைத்திருக்க விரும்பினால், வளைந்து கொடுக்கும் வகையில் சுறுக்கமான முறையில் வைத்திருப்பது சிறப்பு. ஏனெனில் இது ஒரு சம்பிரதாயம்.

B ஒப்பந்தம் எந்த ஒரு பிரச்சனையும் ஏற்படாத வகையில் தெளிவாக எழுதியிருக்க வேண்டும்

- 1 Closer to A's opinion.
- 2 Closer to B's opinion.
- 8 Other (Please specify: \_\_\_\_\_)
- 9 DK

Q.37 [SHOW CARD 22] Here are two statements people sometimes make when discussing the environment and economic growth. Which of them comes closer to your own point of view?

வொதுமக்கள் சுற்றுச்சூழலையும், பொருளாதார வளர்ச்சியையும் பற்றி விவாதிக்கையில் எடுக்கும் இரண்டு கூற்றுக்கள் இங்கு கொடுக்கப்பட்டுள்ளன. எது உங்களுடைய அபிப்பிராயத்திற்கு அருகாமையில் வருகிறது?

- 1 Protecting the environment should be given priority, even if it causes slower economic growth
- 2 Economic growth should be the top priority, even if the environment suffers to some extent
- 8 Other (Please specify: \_\_\_\_\_)
- 9 DK

Q.38 What is the single most important thing in life for you? (Write down all answers if the respondent gives more than one.) உங்களுடைய வாழ்க்கையில் மிக முக்கியமான ஒன்றுக்கு எது? (பதில்கொடுப்பவர் ஒன்றிற்கு மேற்பட்ட பதில்களைக் கொடுத்தால் அனைத்தையும் எழுதவும்)

9 DK

Q.39 a) What occupation do you respect most? (Write down all answers if the respondent gives more than one.) எந்த ஒரு தொழிலை நீங்கள் அதிகம் மதிக்கிறீர்கள்? (பதில் கொடுப்பவர் ஒன்றிற்கு மேற்பட்ட பதில்களைக் கொடுத்தால் அனைத்தையும் எழுதவும்)

b) What is the occupation you yourself would like to have? (Write down all the answers if the respondent gives more than one.) உங்களுக்கு விருப்பமான தொழில் எது?

Q.40 [SHOW CARD 23] Imagine the following situation: You are seriously ill, requiring special surgery. If you can find a good surgeon, the rate of success can be as high as 90 percent. Your surgery may fail unless you can find a competent surgeon, because it involves difficult procedures. A close friend of yours for many years introduces a surgeon by the name of B to you, saying "he is trustworthy." Would you ask Dr. B to perform the surgery on you?

கீழே கொடுக்கப்பட்டிருக்கும் சூழ்நிலையை கற்பனை செய்யுங்கள். உங்களுக்கு உடல் நிலை மிகவும் மோசம் அடைந்துள்ளதால் அவசர அறுவை சிகிச்சை தேவையிருக்கிறது. நீங்கள் ஒரு சிறந்த அறுவை சிகிச்சை மருத்துவரை நாடினால் வெற்றியின் அளவு 90 விழுக்காடு. உங்களுக்கு சிக்கலான சேவைகள் தேவையிருந்தால், நீங்கள் ஒரு சிறந்த மருத்துவரை நாடாவிட்டால் உங்களுடைய அறுவை சிகிச்சை வெற்றிப் பெறாது. உங்களுக்கு பல வருடங்கள் நெருங்கிய நண்பர் ஒருவர், மருத்துவர் B யை அறிமுகப்படுத்தி, அவர் நம்பிக்கையுடையவர் என்று கூறுகிறார். நீங்கள் மருத்துவர் B யை உங்களுக்கு அறுவை சிகிச்சையை செய்யச் சொல்வீர்களா?

- 1 Yes, I would ask him because of my close friend's recommendation
- 2 I would look into Dr. B's past records in detail before making up my mind
- 8 Other (Please specify: \_\_\_\_\_)
- 9 DK

Q.41 [SHOW CARD 24] How much confidence do you have in them? Are you very confident, somewhat confident, not confident or not confident at all? உங்களுக்கு, கீழ் காண்பவைகளில் எவ்வளவு நம்பிக்கை இருக்கிறது: அதிக நம்பிக்கை, ஓரளவு நம்பிக்கை, அதிக நம்பிக்கையில்லை அல்லது நம்பிக்கை அறவே இல்லை என்பீர்களா?

	Very Confident	Somewhat Confident	Not Confident	Not Confident At All	DK
a. Religious organization	1	2	3	4	9
b. The law and the legal system	1	2	3	4	9
c. The press and the television	1	2	3	4	9
d. The police	1	2	3	4	9
e. National government bureaucracy	1	2	3	4	9
f. National Assembly (Diet or Parliament)	1	2	3	4	9
g. NPO • NGO (Non Profit and Non Governmental Organization)	1	2	3	4	9
h. Social welfare facilities	1	2	3	4	9
i. The United Nations	1	2	3	4	9
j. Science and technology	1	2	3	4	9

Q.42a. Looking back to the past, if you could have been born again, would you rather have been a boy or a girl? கடந்த காலத்தை நோக்கையில், நீங்கள் மறுபடியும் பிறந்தால் நீங்கள் ஒரு ஆணாக பிறக்க விரும்புவீர்களா அல்லது பெண்ணாக பிறக்க விரும்புவீர்களா?

- 1 Wish to have been born a boy
- 2 Wish to have been a girl
- 8 Other (Please specify: \_\_\_\_\_)
- 9 DK

Q.42b. Now, looking ahead into the future and could be born again, would you like to be a boy or a girl? இப்போது, எதிர்காலத்தை நோக்கையில் மீண்டும் பிறந்தால் நீங்கள் ஒரு ஆணாக அல்லது பெண்ணாக இருக்க விரும்புகிறீர்கள்?

- 1 Boy
- 2 Girl
- 8 Other (Please specify: \_\_\_\_\_)

9 DK

Q.43 [SHOW CARD 25] If you could be born again, which of the following Asian countries would you like to be born in, with the exception of Singapore? (CODE ONE ANSWER ONLY)

நீங்கள் மீண்டும் பிறக்க நேர்ந்தால் கொடுக்கப்பட்டிருக்கும் எந்த ஒரு ஆசிய நாட்டில் பிறக்க விரும்புகிறீர்கள், சிங்கப்பூரை தவிர்த்து?

- |   |                  |   |                               |
|---|------------------|---|-------------------------------|
| 1 | China (Mainland) | 6 | India                         |
| 2 | Japan            | 7 | Philippines                   |
| 3 | South Korea      | 8 | Other (Please specify: _____) |
| 4 | Taiwan           | 9 | DK                            |
| 5 | Hong Kong        |   |                               |

Q.44 [SHOW CARD 26] Which one of the following countries or regions would you like to see develop the friendliest relation for our own national interest? (CODE ONE ANSWER ONLY)

கொடுக்கப்பட்டிருக்கும் நாடுகள் அல்லது பிரிவுகளில் எதில் நட்பான உறவு வளர்வதை நமது சொந்த தேசிய விருப்பத்திற்காக காண விரும்புகிறீர்கள்?

- 1 USA
- 2 EU (European Union)
- 3 China
- 4 Japan
- 5 South Korea
- 6 An Asian country other than China, Japan and South Korea
- 8 Other (Please specify: \_\_\_\_\_)
- 9 DK

Q.45 [SHOW CARD 27] Whom would you go to for advise when you have worries about your personal problems and important matters?

உங்களுக்கு தனியப்பட்ட முறையில் முக்கிய விஷயங்களில் கவலை, பிரச்சனை இருந்தால் யாரிடம் ஆலோசனைக்காக செல்வீர்கள்?

- 1 Father
- 2 Mother
- 3 Brothers and sisters
- 4 Other family member and relative
- 5 School teacher
- 6 Friends
- 7 Other (Please specify: \_\_\_\_\_)
- 8 I don't have anyone with whom I can confide
- 9 I don't have any problems

Q.46 [SHOW CARD 28] In general, how important is "face keeping" in our society today?

மொத்தமாக நம் சமுதாயத்தில் இன்று, "அவமானம் படாமல் இருத்தல்" எவ்வளவு முக்கியம்?

- 1 Very important
- 2 Relatively important
- 3 Relatively not important
- 4 Not important at all
- 8 Other (Please specify: \_\_\_\_\_)
- 9 DK

Q.47 [SHOW CARD 29] Whether or not you have a child, what do you think is the main purpose of bringing up children? உங்களுக்கு பிள்ளை இருந்தாலும் அல்லது இல்லாவிட்டாலும் பிள்ளைகளை வளர்ப்பதன் முக்கிய நோக்கம் என்ன?

- 1 For propagating offspring
- 2 For fulfilling social responsibility
- 3 For improving my own life
- 4 For having children to help me in my old age
- 8 Other (Please specify: \_\_\_\_\_)
- 9 DK

Q.48 [SHOW CARD 30] Do you think that children should help their parents when the parents get old or they should take care of themselves? பெற்றோர் வயதானதும் பிள்ளைகள் அவர்களுக்கு உதவ வேண்டும் என்று நீங்கள் நினைக்கிறீர்களா அல்லது தம்மை தாமே கவனித்துக்கொள்வது நல்லது என்று நினைக்கிறீர்களா?

- 1 Children should help their old parents
- 2 Parents should take care of themselves
- 8 Other (Please specify: \_\_\_\_\_)
- 9 DK

Q.49 a. [SHOW CARD 31] Imagine the following situation. Your parents died when you were young and your neighbor Mr. Chen brought you up. Because of Mr. Chen's help, you graduated from a college and live comfortably today. Now, you hear that Mr. Chen is suffering from a terminal illness. According to his doctor, he has only 3 months to live, although he does not know about it. You also learned that Mr. Chen might live long enough if a special surgery is performed that would also eliminate his pain. However, it will take all the assets (money) you have to save Mr. Chen's life. What will you do? கீழே கொடுக்கப்பட்டிருக்கும் சூழ்நிலையை கற்பனை செய்து பாருங்கள். உங்களுடைய பெற்றோர், நீங்கள் சிறுவயதாக இருக்கும் போதே இறந்துவிட்டதால் உங்களுடைய அண்டை வீட்டார், திரு சென் உங்களை வளர்த்து ஆளாக்கினார். திரு சென்னின் உதவியால் நீங்கள் கல்லூரியில் பட்டம் பெற்று இன்று நன்றாக வாழ்கிறீர்கள். இந்நிலையில் திரு சென் கொடிய வியாதியால் அவதி படுவதாக கேள்விய்ப்படுகிறீர்கள். திரு சென்னின் மருத்துவர், அவர் இன்னும் 3 மாதங்கள் தான் உயிர் வாழ முடியும் என்ற கூறியுள்ளார். எனினும் திரு சென்னுக்கு இதுமற்றி தெரியாது. திரு.சென்னுக்கு சிறப்பு அறுவை சிகிச்சை செய்தால் அவர் உயிர் வாழ்வதுடன் வலியையும் போக்கும். திரு. சென்னின் உயிரைக் காப்பாற்ற இச்சிகிச்சைக்காக நீங்கள் சேமித்த அனைத்து சொத்தும் (பணம்) தேவையப்படும். நீங்கள் என்ன செய்வீர்கள்?

- 1 I will save Mr. Chen's life by giving all assets (money)
- 2 I couldn't help (giving up the surgery).
- 8 Others (Please specify: \_\_\_\_\_)

b. [SHOW CARD 32] The last question dealt with a benefactor; what would you do if it was one of your parents who needs the surgery?

கடைசி கேள்வி உதவிப்பெற்றவரை கூறித்தது உங்களுடைய பெற்றோரில் ஒருவராக அவர் இருந்து அறுவை சிகிச்சை தேவையப்பட்டால் நீங்கள் என்ன செய்வீர்கள்?

- 1 I will save my parent's life by giving all the assets (money)
- 2 I couldn't help (giving up the surgery).
- 8 Others (Please specify: \_\_\_\_\_)

Q.50 [SHOW CARD 33] How do you feel about each of the following traditional values?

கீழே கொடுக்கப்பட்டிருக்கும் ஒவ்வொரு பண்பாட்டு கொள்கைகளை பற்றி என்ன நினைக்கிறீர்கள்?

	Strongly Agree	Agree	Disagree	Strongly Disagree	Other	Don't know
a. We should respect ancestor.	1	2	3	4	8	9
b. The eldest son should look after his aging parents	1	2	3	4	8	9



c. A wife should follow her husband	1	2	3	4	8	9
d. Not to marry someone whom your parents object to	1	2	3	4	8	9
e. We should follow older people	1	2	3	4	8	9
f. We need a son to keep our family line going	1	2	3	4	8	9
g. Men should work outside and women should tend to housekeeping	1	2	3	4	8	9

Q.51 [SHOW CARD 34] There are many religions in the world, some of which are in conflict with one another. What do you think we should do? Which one of the following ideas comes closest to your thoughts? Please select only one answer. உலகில் பல மதங்கள் உள்ளன, சில மதங்கள் ஒன்றோடு ஒன்றாக சண்டையிட்டு கொள்கின்றன. நாம் என்ன செய்ய வேண்டும் என்று நீங்கள் நினைக்கிறீர்கள்? கீழே கொடுக்கப்பட்ட யோசனைகளில் எது உங்கள் நினைவின் அருகாமைக்கு வருகிறது? தயவு செய்து ஒரு பதிலை மட்டும் தேர்ந்தெடுக்கவும்.

1. Everyone should spread one's own religious belief
2. We should all try to make others understand our religious belief
3. We should all try to understand each other's religion
4. Regardless of understanding each other's religion, we should all respect each other's religious belief
8. Other (Please specify: \_\_\_\_\_)
9. DK

Q.52 [SHOW CARD 35] What qualifications should a good leader have in your workplace? Please choose the three most important qualifications among the following. (3 multi-answers) எவ்வித நல்ல தகுதிகளைக் கொண்ட தலைவர் உங்களுடைய வேலையிடத்தில் இருக்க வேண்டும்? கீழே கொடுக்கப்பட்ட தகுதிகளில் முக்கிய மூன்றை தேர்ந்தெடுக்கவும். (3 பதில்கள்)

1. Technical competence
2. Fair in treating followers
3. Being liked and respected by followers
4. Serious attitudes toward work
5. Good human relations and have a wide acquaintance
6. Sincere in attitudes toward co-workers
7. Being quick in decision and determined
8. Good judgment
9. Ability to bring great benefit to followers
10. Seniority
11. Come from good family background

Q.53 [SHOW CARD 36] As a result of advanced medical science and technology, we are able to transplant organs such as heart and liver from people who die in a car accident or illness to people who are suffering from serious illnesses. How do you feel about this type of medical treatment now available? Which one of the following opinions comes closer to yours? மருத்துவ அறிவியல் தொழில்நுட்ப வளர்ச்சியினால், நாம் உறுப்பு மாற்று அறுவை சிகிச்சைக்காக இருதயம், கல்லீரல் போன்ற உறுப்புகளை கார் விபத்து அல்லது நோயினால் இறப்பவர்களிடம் இருந்து கொடிய நோயினால் அவதிப்படுபவர்களுக்கு மாற்றப்படுகிறது. இவ்வித மருத்துவ சிகிச்சை இப்போது கிடைக்கப்பதைப் பற்றி உங்களுக்கு என்ன தோன்றுகிறது? கீழே கொடுக்கப்பட்டிருப்பனவற்றில் எந்த ஒரு யோசனை உங்களுக்கு ஏற்றதாக இருக்கிறது?

1. It's a good thing because it will help people who can recover from serious illness to recover normal life again
2. Even if it helps to save lives, it is not a good thing to extract an organ from dead people

8. Other (Please specify: \_\_\_\_\_)

9. DK

Q.54

[SHOW CARD 37] Please look carefully at the following list of voluntary organizations and activities and say... which, if any, do you belong to? (Code all 'yes' answers as 1, if not mentioned code as 2) (Multi Answers)

கீழே கொடுக்கப்பட்டுள்ள தொண்டிலிய அமைப்புகளையும் நடவடிக்கைகளையும் கவனமாக பார்த்து ....எந்த ஒரு அமைப்பில் நீங்கள் சேர்ந்தவர் என்று கூறவும்? (ஆம் என்று கூறும் எல்லவற்றையும் 1 றைக் குறிக்கவும். இல்லை என்றும் கூறும் எல்லவற்றிற்கும் 2 றைக் குறிக்கவும்)

	Belong	Not Mentioned
1. Neighborhood organizations (Residents' Committee or RC)	1	2
2. Parents' alumni and teachers' associations	1	2
3. Women's club, seniors' club, young people's club (Non religious nature)	1	2
4. Civil Defence Volunteer Group, Voluntary neighbourhood watch group	1	2
5. Farmers' association, fishermen's association	1	2
6. Chamber of commerce and industry and other industrial association	1	2
7. Labour union (Trade union)	1	2
8. Club for sports, recreation, hobby or cultural activities	1	2
9. Regional association, class reunion association, alumni association	1	2
10. Religious organization	1	2
11. CASE (Consumers Association of Singapore)	1	2
12. Political group, election campaign organization	1	2
13. Environment protection group	1	2
14. Family Service Centres		
15. Others (Please specify: _____)		
16. None		

Q.55

[SHOW CARD 38] Imagine the following situation. You are working in a firm. After discovering the wrongdoings of a coworker benefiting himself/herself by breaking the rules, you decide to report it to his/her superiors. Then, one day, an armed robber broke into the office and threatened you and others present with weapons. You, too, were exposed to the danger of losing your life. But thanks to the coworker whose wrongdoings you wanted to report, your life was saved. Would you still report the wrongdoings of the coworker to his/her superiors or not?

கீழே கொடுக்கப்பட்டுள்ள சூழ்நிலைகளை கற்பனை செய்து பாருங்கள். நீங்கள் ஒரு நிறுவனத்தில் வேலை செய்கிறீர்கள். உங்களுடன் வேலைப்பார்க்கும் ஒருவர் சட்டத்தை மீறி தவறுகள் செய்து வாய்ப்பைப் பார்ப்பதை நீங்கள் கண்டுபிடித்து அதைக் முத்த அதிகாரிகளிடம் கூற விருப்புகிறீர்கள். பிறகு ஒரு நாள் ஆயத்தம் ஏய்திய கொள்ளைக்காரன் ஒருவன் அலுவலகத்தில் நுழைந்து உங்களுக்கும் மற்றவர்களுக்கும் மிரட்டுகிறான். நீங்கள், உங்கள் உயிரை இழக்கும் தருவாயில் இருக்கிறீர்கள். நல்லவேளையாக தவறு செய்து, நீங்கள் காட்டிக்கொடுக்கவிருந்தவர் உங்களுடைய உயிரை காப்பாற்றுகிறார். இந்நிலையில் அந்த உழியரை நீங்கள் முத்த அதிகாரிகளிடம் காட்டிக்கொடுப்பீர்களா?

1. While I appreciate his/her help in saving me, I still have to report the wrongdoings to his/her superiors.
2. I thank him/her for saving my life and forget about his/her wrongdoings.
- 8 Other (Please specify: \_\_\_\_\_)
- 9 DK

## Demographics

We have now reached the last section of the survey. We would like to ask a bit about yourself.  
நாம் இப்போது ஆய்வின் இறுதி பிரிவுக்கு வந்துவிட்டோம். நாங்கள் உங்களைப்பற்றி சிறிது கேட்டவிருக்கிறோம்.

F1 **【Gender】** (DO NOT ASK THIS QUESTION. JUDGE FROM NAME AND APPEARANCE)

【பால்】

- 1 Male ஆண்
- 2 Female பெண்

F2 **【Age】** How old are you?

【வயது】 உங்களின் வயது?

--	--

- |            |            |                  |
|------------|------------|------------------|
| 1 20~24yrs | 5 40~44yrs | 9 60~64yrs       |
| 2 25~29yrs | 6 45~49yrs | 10 65~69yrs      |
| 3 30~34yrs | 7 50~54yrs | 99 Others மற்றது |
| 4 35~39yrs | 8 55~59yrs |                  |

F3a **【Ethnic Group】** What is your ethnic group? **【இனம்】** உங்களின் இனம் யி்ரிவு எது?

- 1 Chinese
- 2 Malay
- 3 Indian
- 4 Others (Please specify: \_\_\_\_\_)

b **【Main Language】** What is your main language? நீங்கள் பயன்படுத்தும் முக்கிய மொழி எது?

- 1 Mandarin மென்டரின்
- 2 Malay மலாய்
- 3 Tamil தமிழ்
- 4 English ஆங்கிலம்
- 5 Others மற்றவை:(\_\_\_\_\_)

F4 **【Education】** [SHOW CARD 39] What is the last school from which you graduated?

(If you dropped out or still in the school, please consider yourself graduated)

【கல்வி】 நீங்கள் கடைசியாக பட்டதாரியான பள்ளி எது? (நீங்கள் பள்ளியிலிருந்து விலகினாலும் அல்லது தற்போது படித்தாலும்.)

- 1 No formal education
- 2 Primary Education
- 3 Secondary Education
- 4 "O" Level
- 5 Post Secondary (ITE)
- 6 Pre U / JC / "A" Level
- 7 Polytechnic / Diploma
- 8 University / Postgraduate
- 9 NA/DK

F5 [Occupation] What is your work? \_\_\_\_\_ <Write down job title>

【தொழில்】 உங்களுடைய தொழில் என்ன?

- 1 Top Management (CEO, GM, Director, VP etc)
- 2 Middle Management (Department Manager, Head)
- 3 Executive
- 4 Professional (Doctor, Lawyer, Engineer etc)
- 5 Clerical (Clerk, Admin Asst., Secretary etc)
- 6 Blue-Collar (Construction, Technician, Driver etc)
- 7 Freelancer (Tutor, Designer, Artist etc)
- 8 Self-employed
- 9 Student
- 10 Homemaker/Housewife
- 11 Retiree
- 12 Unemployed
- 13 Serving NS
- 14 NA/DK

F6 [Family income] [SHOW CARD 40]

This is the very last question. Would it be possible for you to tell me to which one of the following groups your household belongs in terms of the monthly income before taxes?

【குடும்ப வருமானம்】 இறுதி கேள்வி. உங்களுடைய மாத குடும்ப வருமானம் எந்த பிரிவைச் சேர்ந்தது என்று கூறமுடியுமா?

- 1 S\$2,000 or below
- 2 Between S\$2,001 and S\$3,000
- 3 Between S\$3,001 and S\$5,000
- 4 Between S\$5,001 and S\$7,000
- 5 Between S\$7,001 and S\$9,000
- 6 Between S\$9,001 and S\$10,000
- 7 More than S\$10,000
- 8 DK

Thank you very much for your time.

உங்களுடைய நேரத்திற்கு மிக்க நன்றி.

[CARD 1] Q.4

---

- a. Headaches/migraines/(head felt heavy)  
தலைவலி/மைகிரேன்ஸ் (தலை பாரமாக இருத்தல்)
- b. Backaches (stiff back)  
முதுகு வலி (பின்புறம் இழுத்தல்)
- c. Nervousness  
படபடப்பு
- d. Depression (feeling down)  
மனக்கவலை
- e. Insomnia (sleeplessness)  
இன்சோமியா (தூக்கமின்மை)

[CARD 2] Q.5

---

- 1 Very satisfied  
அதிக திருப்தி
- 2 Fairly Satisfied  
ஓரளவு திருப்தி
- 3 Fairly dissatisfied  
ஓரளவு திருப்தியில்லை
- 4 Very dissatisfied  
அதிக திருப்தியில்லை

**[CARD 3] Q.6**

- 
- 1 Upper class  
மேலே
  - 2 Upper middle class  
நடுத்தரத்திற்கு மேலே
  - 3 Middle class  
நடுவில்
  - 4 Lower middle class  
நடுத்தரத்திற்கு கீழ்
  - 5 Lower class  
கீழ்

**[CARD 4] Q.7**

- 
- 1 More money  
அதிக பணம்
  - 2 More free time  
அதிக ஓய்வு நேரம்

[CARD 5] Q.9

- 1 A good income so that you do not have any worries about money  
நல்ல வருமானத்தால் பணத்தைப்பற்றி கவலையில்லை
- 2 A safe job with no risk of closing down or unemployment  
பாதுகாப்பான வேலை, நிறுவனம் மூட வாய்ப்பில்லை  
அல்லது வேலை நீக்கம் இல்லை
- 3 Working with people you like  
உங்களுக்கு பிடித்தவர்களுடன் வேலை செய்தல்
- 4 Doing an important job which gives you a feeling of accomplishment  
முக்கியமான வேலை செய்வதில் கிடைக்கும் மன நிறைவு

[CARD 6] Q.10

- a. Serious illness  
மோசமான வியாதி
- b. Car accident  
கார் விபத்து
- c. War  
போர்

1	2	3	4
<u>Very</u> <u>much</u>	<u>Some</u> <u>what</u>	<u>Slightly</u>	<u>Not</u> <u>at all</u>
அதிகம்	ஒரளவு	சிறிதளவு	அறவே இல்லை

## [CARD 7] Q.11

- a. Buddha, God, or gods  
புத்தர், தெய்வம் அல்லது தெய்வங்கள்
- b. Life after death இறப்புக்கு பின் வாழ்வு
- c. a soul or a spirit ஆத்மா அல்லது காத்துச்சேட்டை
- d. a devil or a demon பேய் அல்லது அரக்கன்
- e. hell நரகம்
- f. heaven or paradise  
சொர்க்கம் அல்லது பெரின்பம் தரும் ஓர் இடம்
- g. a sin and a judgment/divine punishment  
பாவமும், இறை தண்டனை

1

2

3

Exists

இருக்கிறது

May exist

ஒருவேளை இருக்கலாம்

Does not exist

இருக்கவில்லை

## [CARD 8] Q.12

- a. Your immediate family members such as spouse and children, if you have any  
உங்களுடைய முக்கிய குடும்ப உறுப்பினர்கள், அதாவது உங்களுடைய துணைவர், பிள்ளைகள் இருந்தால்
- b. Career and job வாழ்க்கை தொழிலும் வேலையும்
- c. Free time and relaxation  
ஓய்வு நேரமும் ஓய்வெடுத்தலும்
- d. Friends and people you know  
நண்பர்களும் உங்களுக்கு தெரிந்தவர்களும்
- e. Parents, brothers, sisters, and other relatives  
பெற்றோர், சகோதரர்கள், மற்ற உறவினர்கள்
- f. Religion மதம்
- g. Politics அரசியல்

Not  
Important  
at all

1

2

3

4

5

6

7

முக்கியம் அறவே இல்லை

Very  
Important

மிக முக்கியம்



[CARD 9] Q.13

---

- 1 Completely satisfied  
முழுமையான திருப்தி
- 2 Somewhat satisfied  
ஒரளவு திருப்தி
- 3 Neither satisfied nor dissatisfied (neutral)  
திருப்தி அல்லது திருப்தியின்மை (நடுநிலை)
- 4 Somewhat dissatisfied  
ஒரளவு திருப்தியில்லை
- 5 Completely dissatisfied  
முழுமையான திருப்தியின்மை

[CARD 10] Q.14

---

- 1 Completely satisfied  
முழுமையான திருப்தி
- 2 Somewhat satisfied  
ஒரளவு திருப்தி
- 3 Neither satisfied nor dissatisfied (neutral)  
திருப்தி அல்லது திருப்தியின்மை (நடுநிலை)
- 4 Somewhat dissatisfied  
ஒரளவு திருப்தி
- 5 Completely dissatisfied  
முழுமையான திருப்தியின்மை

## [CARD 11] Q.15

- 
- 1 Ability and effort  
திறமையும், முயற்சியும்
  - 2 Luck and chance  
அதிஸ்டமும் நேரமும்
  - 3 Personal relationships through kindred,  
countrymen/countrywomen,  
and alumni/alumnae  
அன்பான சொந்த உறவு, குடிமகன்/குடிமகள், மாணவன்/  
மாணவி

## [CARD 12] Q.20

- 
- 1 Marriage is permanent  
திருமணம் நிரந்தரமானது
  - 2 Marriage may be broken only under serious  
circumstances  
சிக்கலான சூழ்நிலையில் தான் ஒருவேளை திருமண பந்தம்  
உடையும்
  - 3 Marriage can be broken by simple agreement  
of the two partners  
இரண்டு துணையாளர்களின் சாதாரண ஒப்பந்தமே திருமண  
பந்தத்தை உடைக்க முடியும்

[CARD 13] Q.21

---

- 1 In order to be happy, we must follow nature  
சந்தோஷமாக இருக்க, நாம் இயற்கையை பின்பற்ற வேண்டும்
- 2 In order to be happy, we must make use of nature  
சந்தோஷமாக இருக்க, நாம் இயற்கையை பயன்படுத்த வேண்டும்
- 3 In order to be happy, we must conquer nature  
சந்தோஷமாக இருக்க நாம், இயற்கையை கைப்பற்ற வேண்டும்

[CARD 14] Q.22

---

- 1 If individuals are made happy, then and only then will the country as a whole improve.  
ஒவ்வொருவரும் சந்தோஷமானால் தான் நாடு முழுவதும் ஓட்டு மொத்தமாக முன்னேறும்.
- 2 If the country as a whole improves, then and only then can individuals be made happy.  
நாடு முழுவதும் முன்னேரினால் தான், ஒவ்வொருவரும் சந்தோஷமாக இருக்க முடியும்.
- 3 Improving the country and making individuals happy are the same thing.  
நாட்டை முன்னேற்றுவது, ஒருவரை சந்தோஷப்படுத்துவது ஒன்றுதான்.

**[CARD 15] Q.23**

(Select two)

- a. Love and respect for parents  
அன்பும், பெற்றோருக்கு மதிப்பும்
- b. Repaying people who have helped you in the past  
உங்களுக்கு முன்பு உதவியர்களுக்கு, நீங்கள் இப்போது உதவுதல்
- c. Respect for the rights of the individual  
ஒவ்வொருவரின் உரிமையை மதித்தல்
- d. Respect for the freedom of the individual  
ஒவ்வொருவரின் சுதந்திரத்தை மதித்தல்

**[CARD 16] Q.24a.**

- 1 One with the highest grade  
அதிக கல்வி தகுதி உடையவர்
- 2 Your relative  
உங்களுடைய உறவினர்

[CARD 17] Q.24b.

---

- 1 One with the highest grade  
அதிக யட்ச கல்வி தகுதி உடையவர்
- 2 Daughter or son of your benefactor  
உங்களுக்கு உதவியவரின் மகள் அல்லது மகன்

[CARD 18] Q.25

---

- 1 A department chief who always sticks to the work rules and never demands any unreasonable work, but who, on the other hand, never does anything for you personally in matters not connected with work.  
ஒரு பிரிவின் அதிகாரி, எப்போதும் வேலை சட்டத்திட்டங்களின் ஒழுங்கை கடைப்பிடிப்பவர், எந்த ஒரு அனாவசிய வேலையையும் கொடுக்காதவர், ஆனால் அடுத்த கையில், வேலையை தவிர்த்து உங்களுக்கு தனிப்பட்ட முறையில் எந்த ஒரு உதவியையும் செய்யாதவர்.
- 2 A department chief who sometimes demands extra work in spite of rules against it, but who, on the other hand, looks after you personally in matters not connected with work.  
ஒரு பிரிவின் அதிகாரி, சிலவேளைகளில் சட்டதிட்டங்களுக்கு அப்பால் கூடுதலான வேலையைக் கொடுப்பவர், ஆனால் அடுத்த கையில் வேலையற்ற விஷயங்களில் உங்களை தனிப்பட்ட முறையில் கவனித்துக்கொள்பவர்.

## [CARD 19] Q.29

- 1 Strongly agree  
முழுமையாக ஒப்புதல்
- 2 Agree to some extent  
ஓரளவுக்கு ஒப்புதல்
- 3 Disagree to some extent  
ஓரளவுக்கு ஏற்றுக்கொள்ளமுடியாது
- 4 Strongly disagree  
முழுமையாக ஏற்றுக்கொள்ளவில்லை

## [CARD 20] Q.35

- A “To have a contract constitutes evidence that there is no trust between two parties. There is no need to have a contract if the parties trust each other”.
- A “இரண்டு பிரிவுக்கும் நம்பிக்கை இல்லையென்றால் ஒப்பந்தம் அவசியம். இரண்டு பிரிவுகளுக்கும் நம்பிக்கை இருந்தால் ஒப்பந்தம் அவசியமில்லை”.
- B “No matter how much two parties trust each other, it is better to have a contract”.
- B “எவ்வளவுதான் இரண்டு பிரிவும் நம்பிக்கையுடன் இருந்தாலும், ஒப்பந்தம் வைத்திருப்பது முக்கியம்”.

[CARD 21] Q.36

---

A “If you were to have a contract, it is better to keep the contract simple allowing for its flexibility because it is a mere formality”.

A இரண்டு பிரிவுக்கும் நம்பிக்கை இல்லையென்றால் ஒப்பந்தம் அவசியம். இரண்டு பிரிவுகளுக்கும் நம்பிக்கை இருந்தால் ஒப்பந்தம் அவசியமில்லை. ஏனெனில் இது ஒரு சம்பிரதாயம்.

B “Contracts should be written clearly in detail to avoid the possibility of conflicting interpretations”.

B எவ்வளவுதான் இரண்டு பிரிவும் நம்பிக்கையுடன் இருந்தாலும் கருத்து வேறுபாடுகளை தவிர்க்கும் விரிவான ஒப்பந்தம் வைத்திருப்பது முக்கியம்.

[CARD 22] Q.37

---

1 Protecting the environment should be given priority, even if it causes slower economic growth

மொதுவான பொருளியல் வளர்ச்சி ஏற்பட்டாலும், சுற்றுச்சூழலை பாதுகாப்பதற்கு முன்னுரிமை கொடுக்க வேண்டும்.

2 Economic growth should be the top priority, even if the environment suffers to some extent

சுற்றுச்சூழல் ஓரளவு பாதித்தாலும், பொருளாதாரத்திற்கு மிக அதிமுக்கியம் கொடுக்க வேண்டும்.

## [CARD 23] Q.40

You are seriously ill, requiring special surgery. If you can find a good surgeon, the rate of success can be as high as 90 percent. Your surgery may fail unless you can find a competent surgeon, because it involves difficult procedures. A close friend of yours for many years introduces a surgeon by the name of B to you, saying "he is trustworthy." Would you ask Dr. B to perform the surgery on you? உங்களுக்கு உடல் நிலை மிகவும் மோசம் அடைந்துள்ளதால் அவசர அறுவை சிகிச்சை தேவைப்படுகிறது. நீங்கள் ஒரு சிறந்த அறுவை சிகிச்சை மருத்துவரை நாடினால் வெற்றியின் அளவு 90 விழுக்காடு. உங்களுக்கு சிக்கலான சேவைகள் தேவைப்படுவதால், நீங்கள் ஒரு சிறந்த மருத்துவரை நாடாவிட்டால் உங்களுடைய அருவை சிகிச்சை வெற்றிப் பெறாது. உங்களுக்கு பல வருடங்கள் நெருங்கிய நண்பர் ஒருவர், மருத்துவர் B யை அறிமுகப்படுத்தி, அவர் நம்பிக்கையுடையவர் என்று கூறுகிறார். நீங்கள் மருத்துவர் B யை உங்களுக்கு அருவை சிகிச்சையை செய்யச் சொல்வீர்களா?

1 Yes, I would ask him because of my close friend's recommendation. ஆம். என்னுடைய நெருங்கிய நண்பரின் பரிந்துரையின் பெயரில் நான் அவரைக் கேட்பேன்.

2. I would look into Dr. B's past records in detail before making up my mind  
என்னுடைய முடிவை எடுக்கும் முன், டாக்டர் B யின் கடந்தகால பதிவேடுகளைப் பார்ப்பேன்.

## [CARD 24] Q.41

- Religious organization சமய அமைப்பு
- The law and the legal system சட்டம் மற்றும் நிதி அமைப்பு
- The press and the television செய்திதாளும், தொலைக்காட்சியும்
- The police காவல் துறை
- National government bureaucracy தேசிய அரசாங்க அமைப்புகள்  
National Assembly (Diet or Parliament) பாராளுமன்றம்
- NPO • NGO (Non Profit and Non Governmental Organization) லாபமில்லாநோக்கமில்லாத அல்லது தன்னார்வு அமைப்பு
- Social welfare facilities சமூக நல சேவைகள்
- The United Nations ஐக்கிய நாடுகள்
- Science and technology அறிவியலும் தொழில்நுட்பமும்

1	2	3	4
Very Confident	Somewhat Confident	Not Confident	Not Confident At All
அதிக நம்பிக்கை	ஒரளவு நம்பிக்கை	நம்பிக்கை இல்லை	நம்பிக்கை அறவே இல்லை



[CARD 25] Q.43

---

---

- 1 China (Mainland) சீனா
- 2 Japan ஜப்பான்
- 3 South Korea தென் கொரியா
- 4 Taiwan தைவான்
- 5 Hong Kong ஆங்காங்
- 6 India இந்தியா
- 7 Philippines பிலிப்பின்ஸ்

[CARD 26] Q.44

---

---

- 1 USA அமெரிக்கா
- 2 EU (European Union) ஐரோப்பிய ஒன்றியம்
- 3 China சீனா
- 4 Japan ஜப்பான்
- 5 South Korea தென் கொரியா
- 6 An Asian country other than China, Japan and South Korea  
சீனா, ஜப்பான், தென் கொரியாவை தவிர்த்து மற்ற ஒரு  
ஆசிய நாடு

## [CARD 27] Q.45

- 1 Father தகப்பனா
- 2 Mother தாயார்
- 3 Brothers and sisters சகோதர்களும் சகோதரிகளும்
- 4 Other family member and relative  
மற்ற குடும்ப உறுப்பினரும், உறவினரும்
- 5 School teacher பள்ளி ஆசிரியர்
- 6 Friends நண்பர்கள்

## [CARD 28] Q.46

- 1 Very important மிக முக்கியம்
- 2 Relatively important ஓரளவு முக்கியம்
- 3 Relatively unimportant ஓரளவு முக்கியமில்லை
- 4 Not important at all அறவே முக்கியம் இல்லை

[CARD 29] Q.47

---

- 1 For propagating offspring  
சூடும்பம் தளைக்க
- 2 For fulfilling social responsibility  
சமூக கடமையை ஆற்றுவது
- 3 For improving my own life  
சொந்த வாழ்க்கையை மேற்ப்படுத்த
- 4 For having children to help me in my old age  
என்னுடைய முதிர்ந்த காலத்தில் உதவ பிள்ளைகள் இருத்தல்

[CARD 30] Q.48

---

- 1 Children should help their old parents  
பிள்ளைகள் தங்கள் முதிய பெற்றோரை பார்த்துக்கொள்ள வேண்டும்
- 2 Parents should take care of themselves  
பெற்றோர் தங்களைத் தானே பார்த்துக்கொள்ள வேண்டும்

## [CARD 31] Q.49a.

Your parents died when you were young and your neighbor Mr. Chen brought you up. Because of Mr. Chen's help, you graduated from a college and live comfortably today. Now, you hear that Mr. Chen is suffering from a terminal illness. According to his doctor, he has only 3 months to live, although he does not know about it. You also learned that Mr. Chen might live long enough if a special surgery is performed that would also eliminate his pain. However, it will take all the assets (money) you have to save Mr. Chen's life. What will you do?

ஊங்களுடைய பெற்றோர், நீங்கள் சிறுவயதாக இருக்கும் போதே இறந்துவிட்டதால் உங்களுடைய அண்டை வீட்டார், திரு சென் உங்களை வளர்த்து ஆளாக்கினார். திரு சென்னின் உதவியால் நீங்கள் கல்லூரியில் பட்டம் பெற்று ஈன்று நன்றாக வாழ்கிறீர்கள். இந்நிலையில் திரு சென் கெடைய வியாதியால் அவதி படுவதாக கேள்விப்படுகிறீர்கள். திரு சென்னின் மருத்துவர், அவர் இன்னும் 3 மாதங்கள் தான் உயிர் வாழ முடியும் என்ற கூறியுள்ளார். எனினும் திரு சென்னுக்கு இதுபற்றி தெரியாது. திரு சென்னுக்கு சிறப்பு அறுவை சிகிச்சை செய்தால் அவர் உயிர் வாழ்வதுடன் வலியையும் போக்கும். திரு சென்னின் உயிரைக் காப்பாற்ற இச்சிகிச்சைக்காக நீங்கள் சேமித்த அனைத்து சேத்தும் (பணம்) தேவைப்படும். நீங்கள் என்ன செய்வீர்கள்?

- 1 I will use all assets (money) to save Mr. Chen's life through surgery. திரு சென்னின் உயிரைக் காப்பாற்ற, என்னுடைய அனைத்து சொத்தையும் (பணம்) பயன்படுத்துவேன்.
- 2 I couldn't help but giving up the surgery. என்னுடைய அனைத்து சொத்தையும் (பணம்) கொடுத்து திரு சென்னின் உயிரைக் காப்பாற்ற முடியாது.

## [CARD 32] Q.49b.

- 1 I will use all assets (money) to save my parents's life through surgery. ஏன் பெற்றோரின் உயிரைக் காப்பாற்ற, என்னுடைய அனைத்து சொத்தையும் பயன்படுத்துவேன்
- 2 I couldn't help, my parent's life by giving all assets (money) for the surgery. என்னுடைய பெற்றோரின் உயிரைக் காப்பாற்றுவதற்காக அனைத்து சொத்துக்களையும் (பணம்) கொடுக்க முடியாது.

[CARD 33] Q.50

- a. We should respect ancestors.  
நாம் முன்னோர்களை மதிக்க வேண்டும்
- b. The eldest son should look after his aging parents  
முத்த மகன் வயதான பெற்றோரை கவனிக்க வேண்டும்
- c. Wife should follow her husband  
மனைவி கணவனை பின்பற்ற வேண்டும்
- d. Not to marry someone whom your parents object to  
பெற்றோர் நிராகரித்த பெண்ணை திருமணம் செய்யக்கூடாது
- e. We should follow older people  
நாம் முத்தவர்களைப் பின்பற்ற வேண்டும்
- f. We need a son to keep our family line goin  
குடும்பம் தளைக்க நமக்கு ஒரு மகன் தேவை
- g. Man should work outside and woman should tend to housekeeping  
ஆண்கள் வெளியில் வேலைப் பார்க்க வேண்டும், பெண்கள் வீட்டை கவனித்துக்கொள்ள வேண்டும்

1	2	3	4
<u>Strongly</u>	<u>Agree</u>	<u>Disagree</u>	<u>Strongly</u>
<u>Agree</u>			<u>Disagree</u>
முழுமையாக ஓரளவு	அதிகமாக	இல்லை	அறவே இல்லை

[CARD 34] Q.51

1. Everyone should spread one's own religious belief  
ஒவ்வொருவரும் தன் சொந்த மதத்தின் நம்பிக்கையை பரப்ப வேண்டும்
2. We should all try to make others understand our religious belief  
நம்முடைய சொந்த மத நம்பிக்கையை மற்றவர்கள் புரிந்துக்கொள்ள முயற்சி செய்ய வேண்டும்
3. We should all try to understand each other's religion  
நாம் ஒவ்வொருவரின் மதத்தை புரிந்துக்கொள்ள முயற்சிக்க வேண்டும்
4. Regardless of understanding each other's religion, we should all respect each other's religious belief  
ஒவ்வொருவரின் மதத்தை புரிந்துக்கொள்ளாவிட்டாலும், நாம் மற்றவர்களின் மத நம்பிக்கையை மதிக்க வேண்டும்

[CARD 35] Q.52

(3 multi-answers)

- 1 Technical competence தொழிநுட்ப வளர்ச்சி
- 2 Fair in treating followers  
எல்லோரையும் சமமாக பார்த்தல்
- 3 Being liked and respected by followers  
எல்லோராலும் விரும்பி மதிக்க படவேண்டும்
- 4 Serious attitudes toward work  
வேலையில் சீரிய கொள்கைகள் கொண்டிருக்க வேண்டும்
- 5 Good human relations and have a wide acquaintance  
நல்ல மனித உரவும் அதிகமான விட்டுக் கொடுக்கும் தன்மையும் இருக்க வேண்டும்
- 6 Sincere in attitudes toward co-workers  
வேலை செய்யும் சக உழியர்களிடம் சகஜமாக பழகுவதல்
- 7 Being quick in decision and determined  
முடிவேடுப்பதிலும், தீர்மானிப்பதிலும் வேகம் தேவை
- 8 Good judgment நல்ல தீர்ப்பு
- 9 Ability to bring great benefit to followers  
பின்பற்றுபவர்களுக்கு அதிக பயன் கொடுத்தல்
- 10 Seniority உயர் பதவி
- 11 Come from good family background  
நல்ல குடும்ப பின் அடைப்பில் இருந்து வந்தவர்

[CARD 36] Q.53

1. It's a good thing because it will help people who can recover from serious illness to recover normal life again  
நல்ல செயல். ஏன்னென்றால் இது மக்களை கெடிய நோய்களில் இருந்து குணப்படுத்தி மீண்டும் நல்ல முறையில் வாழ வழி விடுகிறது
2. Even if it helps to save lives, it is not a good thing to extract an organ from dead people  
இது ஒரு உயிரை காப்பாற்றினாலும், இறந்தவர்களிடம் இருந்து உறுப்புக்களை எடுப்பது சரியல்ல

(Multi-answers)

1. Neighborhood organization (Residents' Committees or RC)  
அக்கம்பக்க நிறுவனம் (வசிப்போர் குழு அல்லது ஆர்சி)
2. Parents' alumni and teachers' associations  
முன்னாள் பெற்றோர், ஆசிரியர் சங்கம்
3. Women's club, seniors' club, young people's club (non religious nature) மகளிர் சங்கம், பெரியவர்களுக்கான சங்கம், இளைஞர்களுக்கான சங்கம்
4. Civil Defence Volunteer Group, Voluntary neighbourhood watch group குடிமை தற்காப்பு, தொண்டுவீய குழு, தொண்டுவீய அக்கம்பக்க பாதுகாப்பு குழு
5. Farmers' association, fishermen's association விவசாயிகள் சங்கம், மீன்பிடிப்பாளர்கள் சங்கம்
6. Chamber of commerce and industry and other industrial association வர்த்தக மற்றும் தொழிற்சாலை சங்கம்
7. Labour union (Trade union) தொழிலை சங்கம் (வர்த்தக சங்கம்)
8. Club for sports, recreation, hobby or cultural activities விளையாட்டு, பொழுதுபோக்கு, ஓய்வு நேரங்களின் செய்யும் வேலை அல்லது கலாச்சார நவடிக்கைகளுக்கான சங்கம்
9. Regional association, class reunion association, alumni association வட்டார சங்கம், வகுப்பினர் ஒன்று கூடும் சங்கம், முன்னால் மாணவர்கள் சங்கம்
10. Religious organizations சமைய அமைப்புகள்
11. CASE (Consumers Association of Singapore) கேஸ் (சிங்கப்பூர் மயனீட்டளர் சங்கம்)
12. Political groups, election campaign organization அரசியல் குழுக்கள், தேர்தல் பிரசார அமைப்பு
13. Environmental protection group சுற்றுதழல் தற்காப்பு குழு
14. Family Service Centres குடும்ப சேவை மன்றம்

## [CARD 38] Q.55

You are working in a firm. After discovering the wrongdoings of a coworker benefiting himself/herself by breaking the rules, you decide to report it to his/her superiors. Then, one day, an armed robber broke into the office and threatened you and others present with weapons. You, too, were exposed to the danger of losing your life. But thanks to the coworker whose wrongdoings you wanted to report, your life was saved. Would you still report the wrongdoings of the coworker to his/her superiors or not?

நீங்கள் ஒரு நிறுவனத்தில் வேலை செய்கிறீர்கள், உங்களுடன் வேலைப்பார்க்கும் ஒருவர் சட்டத்தை மீறி தவறுகள் செய்து லாபமடையப் பார்ப்பதை நீங்கள் கண்டுபிடித்து அதைக் முத்த அதிகாரிகளிடம் கூற விரும்புகிறீர்கள். பிறகு ஒரு நாள் ஆயத்தம் ஏய்திய கொள்ளைக்காரன் ஒருவன் அலுவலகத்தில் நுழைந்து உங்களையும் மற்றவர்களையும் மிரட்டுகிறான். நீங்கள், உங்கள் உயிரை இழக்கும் தருவாயில் இருக்கிறீர்கள். நல்லவேளையாக தவறு செய்து, நீங்கள் காட்டிக்கொடுக்கவிருந்தவர் உங்களுடைய உயிரை காப்பாற்றுகிறார். இந்நிலையில் அந்த உழியரை நீங்கள் முத்த அதிகாரிகளிடம் காட்டிக்கொடுப்பீர்களா?

1. While I appreciate his/her help in saving me, I still have to report the wrongdoings to his/her superiors.  
அவர் என்னை காப்பாற்றியதை எண்ணினாலும், அவர் செய்ய குற்றத்தை அவருடைய முத்த அதிகாரிகளிடம் கூறுவன்.
2. I thank him/her for saving my life and forget about his/her wrongdoings.  
அவர் என்னை காப்பாற்றியதற்காக அவருக்கு நன்றி கூறி, அவர் செய்ய தவற்றை மறந்துவிடுவேன்.

## [CARD 39] F4

- 1 No formal education - அடிப்படை கல்வி இல்லை
- 2 Primary Education - தொடக்க கல்வி
- 3 Secondary Education - உயர்நிலை கல்வி
- 4 "O" Level - "O" நிலை
- 5 Post Secondary (ITE) - தொழிநூட்ப கல்வி (ஐடிஈ)
- 6 Pre U / JC / "A" Level - பிரியூ/தொடக்ககல்லூரி/ "A" நிலை
- 7 Polytechnic / Diploma - பல்துறை கல்லூரி/டிப்ளோமா கல்வி/டிப்ளோமா
- 8 University/Postgraduate  
பல்கலைக்கழகம்/பட்ட படிப்புக்கு பிறகு



[CARD 40] F6

---

- 1 S\$2,000 அல்லது குறைவு  
\$2,000 அல்லது அதற்கு குறைவு
- 2 Between S\$2,001 and S\$3,000  
\$2,001-\$3,000 க்கு இடையில்
- 3 Between S\$3,001 and S\$5,000  
\$3,001-\$5,000 க்கு இடையில்
- 4 Between S\$5,001 and S\$7,000  
\$5,001-\$7,001 க்கு இடையில்
- 5 Between S\$7,001 and S\$9,000  
\$7001-\$9,000 க்கு இடையில்
- 6 Between S\$9,001 and S\$10,000  
\$9,001-\$10,000 க்கு இடையில்
- 7 More than S\$10,000  
\$10,000 க்கு மேல்

## b. 項目の出典履歴 2004年12月 (シンガポール調査)

問18の誤りに注意せよ!!!

右端のY, S9, S3の記号はこのリストの最後のページを参照せよ。

質問		KS	出典	トピック	変更内容	関連調査
問1		#4.11	7ヶ国比較A票・問11	先祖を尊ぶ		
問2		#4.10	7ヶ国比較A票・問12	他人の子供を養子にするか		
問3		#4.80	7ヶ国比較A票・問13	望ましい子供の数		
問4a	変更	#2.80a	7ヶ国比較A票・問14a	病気	回答肢に「頭が重い」追加	Y
問4b	変更	#2.80b	7ヶ国比較A票・問14b	病気	回答肢に「(肩こりや腰痛など)」追加	Y
問4c		#2.80c	7ヶ国比較A票・問14c	病気		Y
問4d	変更	#2.80d	7ヶ国比較A票・問14d	病気	回答肢に「(ゆううつになる、気がふさぐ)」追加	Y
問4e	変更	#2.80e	7ヶ国比較A票・問14e	病気	回答肢に「(よく眠れない)」追加	Y
問5		#2.3g	7ヶ国比較A票・問15	健康満足		
問6		#1.8	7ヶ国比較A票・問16	社会的階層	【国別質問】	
問7		#7.81	7ヶ国比較A票・問17	収入と余暇		
問8		#2.8	7ヶ国比較A票・問18	お金と仕事		
問9	変更	#7.24	7ヶ国比較A票・問20	仕事と個人生活	1) 回答肢1「程よい給料」→「程、よい給料」変更 2) 回答肢4「やりとげたい」→「やりとげた」修正 3) (1つ選択) 追加	
問10a		#2.30	7ヶ国比較A票・問9a	不安感 (重い病気)	カード表記変更	
問10b		#2.30d	7ヶ国比較A票・問9b	不安感 (交通事故)	カード表記変更	
問10c		#2.30f	7ヶ国比較A票・問9d	不安感 (戦争)	カード表記変更	
問11a	変更		WVS世界23ヶ国価値観・問71	お化け調査	1) 「や仏」追加 2) 回答肢「あるかもしれない」追加	
問11b			WVS世界23ヶ国価値観・問71	お化け調査	回答肢「あるかもしれない」追加	

質問		KS	出典	トピック	変更内容	関連
問11c			WVS世界23ヵ国価値観・問71	お化け調査	回答肢「あるかもしれない」追加	
問11d			WVS世界23ヵ国価値観・問71	お化け調査	回答肢「あるかもしれない」追加	
問11e			WVS世界23ヵ国価値観・問71	お化け調査	回答肢「あるかもしれない」追加	
問11f	変更		WVS世界23ヵ国価値観・問71	お化け調査	1)「や極楽」追加 2)回答肢「あるかもしれない」追加	
問11g	変更		WVS世界23ヵ国価値観・問71	お化け調査	1)「や罰(ばち)」追加 2)回答肢「あるかもしれない」追加	
問12a	変更	#5. 81a	7ヶ国比較A票・問27 a	生活領域の重要性	「家族や子供」→「あなた自身の家族や子供」変更	
問12b		#5. 81b	7ヶ国比較A票・問27 b	生活領域の重要性		
問12c		#5. 81c	7ヶ国比較A票・問27 c	生活領域の重要性		
問12d		#5. 81d	7ヶ国比較A票・問27 d	生活領域の重要性		
問12e		#5. 81e	7ヶ国比較A票・問27 e	生活領域の重要性		
問12f		#5. 81f	7ヶ国比較A票・問27 f	生活領域の重要性		
問12g		#5. 81g	7ヶ国比較A票・問27 g	生活領域の重要性		
問13		#2. 3c	7ヶ国比較A票・問28	家庭満足		
問14		#2. 82	7ヶ国比較A票・問29	生活満足		
問15	変更	#7. 19	7ヶ国比較A票・問30	成功の要因	1)「血縁・地縁・学閥などの人のつながり」追加 2) (1つ選択) 追加	
問16		#7. 1	7ヶ国比較A票・問32	人間らしさはへるか		
問17		#8. 1b	7ヶ国比較A票・問34	政治家にまかせる		
問18	変更	#7. 2	7ヶ国比較A票・問36	心の豊かさはへらないか	1)「機械化」→「機械化や情報化」変更 2)回答肢の順番(番号)は7ヶ国調査とは違う 注意!!!Singapore調査では選択肢における括弧内の内容が入れ替わってしまった間違いあり	
問19		#4. 30	7ヶ国比較A票・問37	家庭はくつろぐ場所		

質問	KS	出典	トピック	変更内容
問20	#4. 32	7ヶ国比較A票・問38	離婚すべきではないか	
問21	#2. 5	7ヶ国比較A票・問43	自然と人間との関係	
問22	#7. 4	7ヶ国比較A票・問44	国と個人の幸福	
問23a	#5. 1d	7ヶ国比較A票・問45	大切な道徳(親孝行)	
問23b	#5. 1d	7ヶ国比較A票・問45	大切な道徳(恩返し)	
問23c	#5. 1d	7ヶ国比較A票・問45	大切な道徳(個人の権利)	
問23d	#5. 1d	7ヶ国比較A票・問45	大切な道徳(自由)	
問24a	#5. 1c1	7ヶ国比較A票・問48	入社試験(親戚)	
問24b	#5. 1c2	7ヶ国比較A票・問49	入社試験(恩人の子)	
問25	#5. 6	7ヶ国比較A票・問50	めんどろをみる課長	
問26	#2. 12	7ヶ国比較A票・問51	他人のためか自分のためか	
問27	#2. 12b	7ヶ国比較A票・問52	スキがあれば利用されるか	
問28	#2. 12c	7ヶ国比較A票・問53	人は信頼できるか	
問29a	表記のみ変更 #7. 83	7ヶ国比較A票・問57a	病気の治療	1)「挙げる」→「あげる」変更 (a～d共通) 2)「ほう」→「方」変更
問29b	#7. 84	7ヶ国比較A票・問57b	心の解明	
問29c	表記のみ変更 #7. 85	7ヶ国比較A票・問57c	経済的・社会的問題の解決	1)「今日」→「今日、」変更 2)ルビ「こんにち」追加
問29d	新問	(2002年9月13日作成)	火星での生活	
問30	#9. 80	7ヶ国比較A票・問61	文化	【国別質問】
問31a	#3. 1a	7ヶ国比較A票・問62 a	宗教を信じるか	

質問	KS	出典	トピック	変更内容	関連
問31b	#3.1b	7ヶ国比較A票・問62b	何という宗教	【国別質問】 1) (1つ選択)追加 2)各回答肢の「(記入)」を削除、但し「その他(記入)」は残した	
問32	#3.2	7ヶ国比較A票・問63	「宗教心」は大切か		
問33	#3.3	7ヶ国比較A票・問64	宗教は1つか		
問34	変更	日本人の法意識(日本文化会議)・Q35	法の遵守	回答肢3・4追加	
問35	変更	日本人の法意識(日本文化会議)・Q43	契約書と信頼感	1)「甲」→「A」変更 2)「乙」→「B」変更 3)回答肢8・9追加	
問36	変更	日本人の法意識(日本文化会議)・Q44	契約書の規定	1)「丙」→「A」変更 2)「丁」→「B」変更 3)カゴリ-8・9追加 4)質問文「、次の」追加 5)「ゆうずう」→「融通」ルビ(ゆうずう)追加	
問37	変更	WVS世界23ヶ国価値観・問12	環境保護か経済成長か	修正質問文と回答文	
問38	変更	7ヶ国比較A票・問26	一番大切なもの	1)質問文「1つだけあげてください。」削除 2) ( ) 補足の追加	
問39a	新問	「日本人の職業観」調査(昭和54年世論調査年鑑)問5を参考	尊敬する職業	但し、自由回答とした	
問39b	新問	「日本人の職業観」調査(昭和54年世論調査年鑑)問5を参考	実際につきたい職業	但し、自由回答とした	
問40	新問		親友への信頼感(手術)		S9
問41a		WVS世界23ヶ国価値観・問9	信頼感	カード表記変更	S9
問41b	変更	WVS世界23ヶ国価値観・問9	信頼感	1)「や裁判の」追加 2)カード表記変更	S9
問41c		WVS世界23ヶ国価値観・問9	信頼感	カード表記変更	S9
問41d		WVS世界23ヶ国価値観・問9	信頼感	カード表記変更	S9
問41e		WVS世界23ヶ国価値観・問9	信頼感	カード表記変更	S9
問41f		WVS世界23ヶ国価値観・問9	信頼感	カード表記変更	S9
問41g		WVS世界23ヶ国価値観・問9	信頼感	カード表記変更	S9
問41h		WVS世界23ヶ国価値観・問9	信頼感	カード表記変更	S9

質問		KS	出典	トピック	変更内容	関連
問41i			WVS世界23ヵ国価値観・問9	信頼感	カード表記変更	S9
問41j	新問			信頼感	1)新たに質問「科学技術」追加 2)カード表記変更	S9
問42a	新問		KSの#6.2生まれ変わり新版1	男女の生まれ変わり(過去)		S9
問42b	新問		KSの#6.2生まれ変わり新版2	男女の生まれ変わり(将来)		S9
問43	新問			国の親近感(生まれたい国)	【国別質問】	S9
問44	新問			国の親近感(友好)	【国別質問】	
問45	変更		読売全国世論調査(H12年7月)②全国世論調査の現況・問25	相談相手	1)質問文に「や重大な相談事」追加 2)回答肢の再編 3)「次の中から一つだけ選んで下さい。」追加	
問46	変更		北京・上海調査(2001年11月)・問31	メンツ	1)「メンツ」→「メンツ(面子)」漢字表記を追加	
問47	変更		北京・上海調査(2001年11月)・問1	子供を育てる目的	1)質問文・回答肢を変更 2)「生活改善」→「自分の生活改善のため」変更 3)「老後の為」→「老後のため」変更	
問48	変更		北京・上海調査(2001年11月)・問3	親の面倒	1)質問文の変更 2)回答肢「場合による」→「その他(記入)」変更	
問49a	新問			財産か手術か(恩人)	【国別質問】 1)国別の回答肢	S9
問49b	新問			財産か手術か(親)	【国別質問】 1)国別の回答肢	S9
問50	変更		「東京・ソウル・北京3都市の国民意識」(1996, 7)毎日新聞社・問29	儒教精神	1)質問文の変更 2)カード表記変更	
問51	新問			宗教の在り方		S9
問52	変更		林知己夫:日本人の国民性, Phase' 93	リーダーの条件	「最も重要でないもの」削除	
問53	新問			臓器移植		
問54	変更		国民性七か国比較オムニバスD票・問14	社会参画	【国別質問】 「いくつでもよいです」追加	
問55	新問			義理人情(強盗)		S9

〈フェイス・シート〉

質問		KS	出典	トピック	変更内容	関連
F1			7ヶ国比較A票・F1	性別		
F2	変更		7ヶ国比較A票・F2	年齢	日本調査の対象者が20歳以上なので、旧回答肢1を削除	
F3a	新問			民族	【国別質問】シンガポールは中国系、マレー系、インド系の民族が国民の大多数を占めるので、これらにその他を加えた4カテゴリーにした	
F3b	新問			母語	【国別質問】母語が一つとは限らず、複数の母語を話す場合がある	
F4	変更		7ヶ国比較A票・F3	学歴	【国別質問】新制の学校制度へ対応した回答肢となるように大幅に変更	
F5			7ヶ国比較A票・F4	本人職業	【国別質問】	
F6			7ヶ国比較A票・F11	世帯収入	【国別質問】	

(注)Face Sheet の項目のカテゴリーは、各国の事情と合わせて、変更されているので注意せよ。

【参考文献】

電通総研・余暇開発センター編 (1999). 世界 23 カ国 価値観データブック. 同友館.

統計数理研究所・研究レポート No.76 (1995). 意識の国際比較における連鎖的調査分析方法の実用化に関する研究—総合報告書—.

統計数理研究所・研究レポート No.77 (1995). 意識の国際比較における連鎖的調査分析方法の実用化に関する研究—国民性の国際比較のためのマニュアル—.

統計数理研究所・研究レポート No.89 (2003). 日本・中国の国民性比較のための基礎研究—中国北京市における意識調査—.

統計数理研究所・研究レポート No.90 (2003). 日本・中国の国民性比較のための基礎研究(2)—中国上海市における意識調査—.

統計数理研究所・研究レポート No.91 (2004). 東アジア価値観国際比較調査—「信頼感」の統計科学的解析—2002年日本調査報告書

統計数理研究所・報告書 (2004). 東アジア価値観国際比較調査—「信頼感」の統計科学的解析—2002年度中国[北京・上海・香港]調査報告書

日本文化会議編 (1973). 日本人の法意識—調査分析—. 至誠堂.

林知己夫他 (1998). 国民性七か国比較. 出光書店.

吉野諒三 (2001). 心を測る—個と集団の意識の科学—. 朝倉書店.

【関連調査データ】

S9: 佐々木正道代表 (2002, 9). 日本の国際化に関する意識調査—親子・一般成人—.

S3: 佐々木正道代表 (2003, 3). 日本の国際化に関する意識調査—(A)・(B)—.

(平成 13 年度～平成 15 年度科学研究費補助金基盤研究(A)(1)No.13301009「グローバル化とナショナル・アイデンティティに関する意識構造についての実証的研究」)

Y : 山岡和枝代表 (2003, 11). 医療と文化に関する世論調査.

(文部省科学研究補助金・基盤研究(B)(2) 平成 14・16 年度) No.14402043 「「医療」と「文化」の多次元の連関に関する統計科学的研究」)

(注) 問 6、問 30、問 31b、問 43、問 44、問 49a、問 49b、問 54 は、質問の意図を考えて、原票の回答肢は各国で一部異なっている。但し、共通データファイルでは、汎用性のある形式に整えた。



# **The East Asia Value Survey**

**Singapore 2004 Survey**

by

**The Research Committee of Cross-National Comparative Survey**

**Ryozo Yoshino (Ed.)**

**March, 2005**

**The Institute of Statistical Mathematics  
(Tōkei-Sūri Kenkyūzyo)**

**4-6-3 Minami-Azabu, Minato-ku  
Tokyo 106-8569, Japan**